THIS DRAWING IS UNPUBLISHED. RELEASED FOR PUBLICATION -,- .
© COPYRIGHT - By - ALL RIGHTS RESERVED.

LOC	DIST
AD	00

REVISIONS

P	LTR	DESCRIPTION	DATE	DWN	APVD
	N	REVISED PER ECO-14-000066	30JUN2014	NK	MM

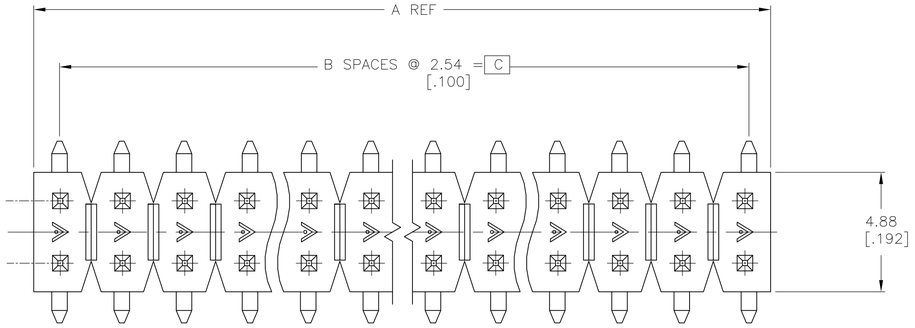

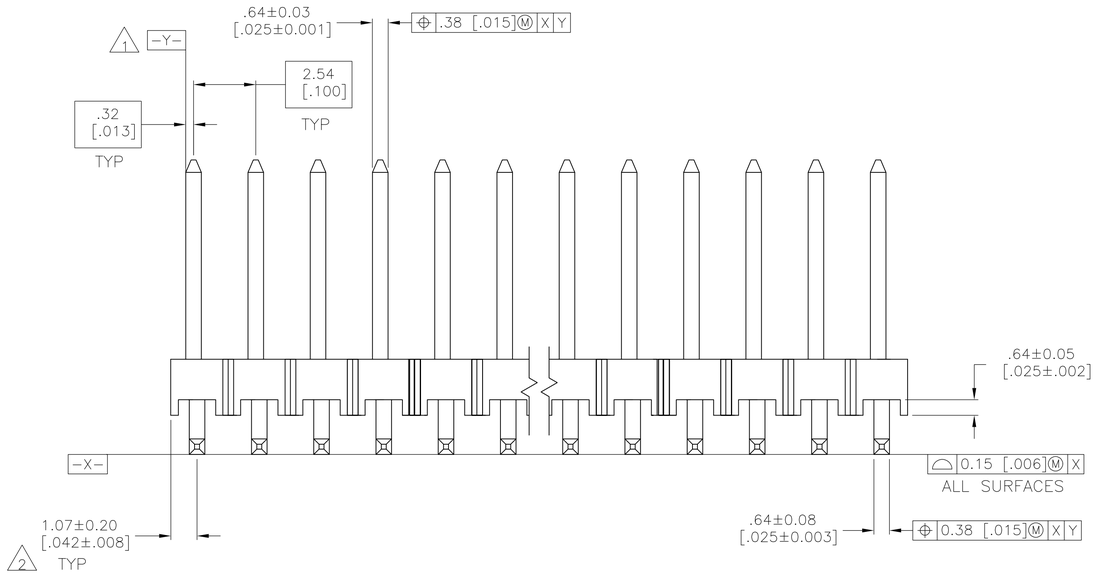

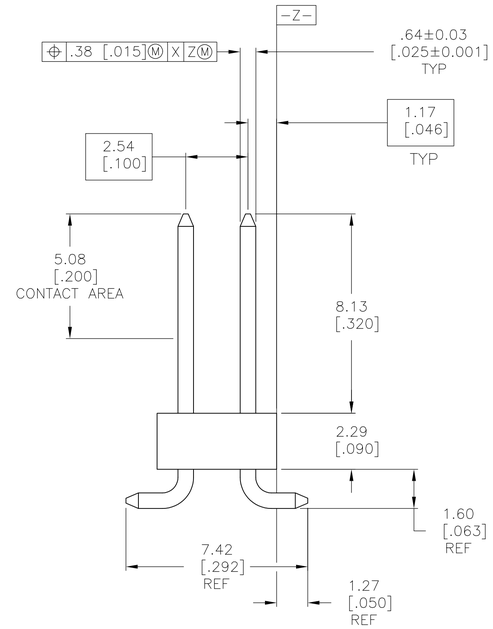

1. THE NOTED DIMENSIONS APPLY AT THE INTERSECTION OF THE POST AND THE HOUSING.
2. THE NOTED DIMENSION APPLIES FROM THE BASIC DIMENSION (NOT THE POST CENTERLINE) TO THE SURFACE INDICATED.
3. 0.00254–0.00508[.000100–.000200] MATTE TIN–LEAD OVER 0.00127[.000050] NICKEL ENTIRE POST.
4. HOUSING: LCP, COLOR–BLACK. POSTS: COPPER ALLOY.
5. 0.00254–0.00508[.000100–.000200] MATTE TIN OVER 0.00127[.000050] NICKEL ENTIRE POST.
6. PRELIMINARY PART – NOT RELEASED FOR PRODUCTION.
7. OBSOLETE PARTS: OBSOLETE CIS STREAMLINING PER D.RENAUD/D.SINISI

OBSOLETE	5	35.56 [1.400]	14	37.69 [1.484]	30	~~6-146135-4~~
	5	33.02 [1.300]	13	35.15 [1.384]	28	~~6-146135-3~~
	5	30.48 [1.200]	12	32.61 [1.284]	26	~~6-146135-2~~
	5	27.94 [1.100]	11	30.07 [1.184]	24	~~6-146135-1~~
	5	25.40 [1.000]	10	27.53 [1.084]	22	~~6-146135-0~~
	5	22.86 [.900]	9	24.99 [.984]	20	5-146135-9
OBSOLETE	5	20.32 [.800]	8	22.45 [.884]	18	~~5-146135-8~~
	5	17.78 [.700]	7	19.91 [.784]	16	5-146135-7
	5	15.24 [.600]	6	17.37 [.684]	14	5-146135-6
OBSOLETE	5	12.70 [.500]	5	14.83 [.584]	12	~~5-146135-5~~
	5	10.16 [.400]	4	12.29 [.484]	10	5-146135-4
	5	7.62 [.300]	3	9.75 [.384]	8	5-146135-3
OBSOLETE	5	2.54 [.100]	1	4.67 [.184]	4	~~5-146135-1~~
6	5	15.24 [.600]	6	17.37 [.684]	14	1-146135-7
	5	5.08 [.200]	2	7.21 [.284]	6	1-146135-6
	3	35.56 [1.400]	14	37.69 [1.484]	30	1-146135-4
7 OBSOLETE	3	33.02 [1.300]	13	35.15 [1.384]	28	~~1-146135-3~~
	3	30.48 [1.200]	12	32.61 [1.284]	26	~~1-146135-2~~
	3	27.94 [1.100]	11	30.07 [1.184]	24	~~1-146135-1~~
	3	25.40 [1.000]	10	27.53 [1.084]	22	~~1-146135-0~~
	3	22.86 [.900]	9	24.99 [.984]	20	146135-9
7 OBSOLETE	3	20.32 [.800]	8	22.45 [.884]	18	~~146135-8~~
	3	17.78 [.700]	7	19.91 [.784]	16	146135-7
	3	15.24 [.600]	6	17.37 [.684]	14	146135-6
	3	12.70 [.500]	5	14.83 [.584]	12	146135-5
	3	10.16 [.400]	4	12.29 [.484]	10	146135-4
	3	7.62 [.300]	3	9.75 [.384]	8	146135-3
	3	5.08 [.200]	2	7.21 [.284]	6	146135-2
7 OBSOLETE	3	2.54 [.100]	1	4.67 [.184]	4	~~146135-1~~
	PLATING	C	B	A	NO OF POSN	PART NUMBER

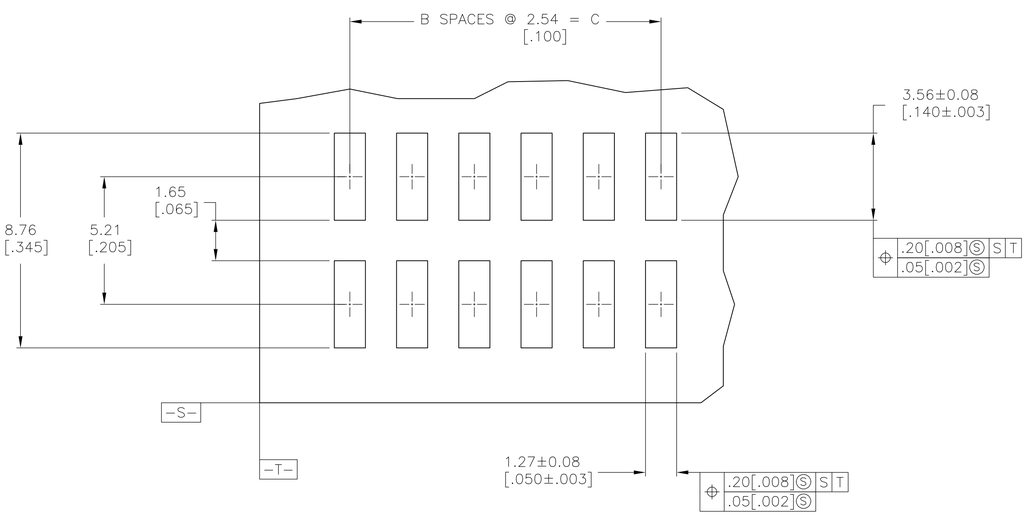

RECOMMENDED PCB LAYOUT
FOR USE WITH .008 THICK STENCIL

THIS DRAWING IS A CONTROLLED DOCUMENT.

DIMENSIONS: mm [INCHES]

TOLERANCES UNLESS OTHERWISE SPECIFIED:
0 PLC ± –
1 PLC ± –
2 PLC ± 0.13[.005]
3 PLC ± –
4 PLC ± –
ANGLES ± –

MATERIAL 4
FINISH SEE TABLE

DWN J KNAUB 30SEP94
CHK G DUBNICZKI 30SEP94
APVD G DURNICZKI 30SEP94
PRODUCT SPEC —
APPLICATION SPEC —
WEIGHT —
CUSTOMER DRAWING

TE Connectivity

NAME
SURFACE MOUNT HEADER ASSEMBLY,
MOD II, BREAKAWAY, VERTICAL,
DOUBLE ROW, .100 X.100 CL, .025 SQ. POST

SIZE	CAGE CODE	DRAWING NO	RESTRICTED TO
A1	00779	C-146135	—

SCALE	SHEET	REV
8:1	1 OF 1	N

4805 (3/11)