



HFI 140 // D-D, D-DM & H-DM

HFI 140 insulated cores, approved and based on Def Stan 61-12 Pt 18
Insulated wires intended for use as internal wiring of equipment


Description	Conductor					Finished wire					
	Tin Plated Copper (TPC)					HFI 140			Weight	Amps	
	Size		Stranding	Resistance	Wire	Core	Tolerance				
600 / 1000V AC U _v /U	AWG	mm ²	# x mm	Ω/km	Nom Ø	Nom Ø	Min Ø	Max Ø	Nom g/m	@ 40°C	
D-D 3001	30	0.05	1 x 0.25	383	0.25	0.65	0.55	0.70	0.9	4	430cc3001
D-D 3007		0.06	7 x 0.10	336	0.30	0.70	0.60	0.75	1.1		430cc3007
D-D 2807	28	0.09	7 x 0.12	259	0.38	0.78	0.65	0.80	1.5	5	430cc2807
D-D 2601	26	0.12	1 x 0.40	145	0.40	0.80	0.70	0.85	2.0	7	430cc2601
D-D 2619		0.15	19 x 0.10	141	0.48	0.88	0.80	0.95	2.9		430cc2619
D-D 2419	24	0.24	19 x 0.12	95.6	0.60	1.00	0.90	1.05	3.4	10	430cc2419
D-D 2301	23	0.28	1 x 0.60	64.0	0.60	1.00	0.90	1.05	3.9	11	430cc2301
D-D 2219	22	0.40	19 x 0.15	60.0	0.76	1.16	1.05	1.20	4.9	13	430cc2219
D-D 2019	20	0.60	19 x 0.20	33.2	0.96	1.36	1.30	1.50	7.5	18	430cc2019
D-D 1901	19	0.63	1 x 0.912	28.5	0.90	1.30	1.20	1.35	7.9	18	430cc1901
D-D 1819	18	1.0	19 x 0.25	21.1	1.20	1.60	1.55	1.75	10.4	24	430cc1819
D-D 1619	16	1.2	19 x 0.30	14.5	1.42	1.82	1.80	2.00	16.5	30	430cc1619
D-D 1437	14	2.0	37 x 0.25	10.9	1.75	2.25	2.15	2.35	20.7	36	430cc1437
D-D 1237	12	2.6	37 x 0.30	7.60	2.10	2.60	2.50	2.70	27.1	46	430cc1237
D-DM 4	-	4.0	56 x 0.30	5.09	2.48	3.20	3.15	3.25	40.0	60	430cc0400
D-DM 6	-	6.0	84 x 0.30	3.39	2.92	4.00	3.95	4.05	61.4	77	430cc0600
D-DM 10	-	10.0	80 x 0.40	1.95	3.93	5.10	5.05	5.15	106	109	430cc1000

H-D	Tin Plated Copper (TPC)					HFI 140			Weight	Amps	
	Size		Stranding	Resistance	Wire	Core	Tolerance				
	600 / 1000V AC U _v /U	AWG	mm ²	# x mm	Ω/km	Nom Ø	Nom Ø	Min Ø	Max Ø	Nom g/m	
H-DM 0.5	-	0.50	19 x 0.185	40.1	0.88	1.28	1.18	1.38	5.3	16	431cc0050
H-DM 0.75	-	0.75	24 x 0.20	26.7	1.05	1.45	1.38	1.58	7.7	20	431cc0075
H-DM 1.0	-	1.0	32 x 0.20	20.0	1.20	1.60	1.55	1.75	9.5	24	431cc0100
H-DM 1.5	-	1.5	30 x 0.25	13.7	1.50	2.00	1.92	2.12	15.1	31	431cc0150
H-DM 2.5	-	2.5	50 x 0.25	8.21	1.95	2.45	2.35	2.55	23.2	43	431cc0250

Core identification: Replace 'cc' in the article number with 2 digits below to select from available colours

00: Black	11: Brown	22: Red	33: Orange	44: Yellow	55: Green	66: Blue	77: Violet	88: Grey	99: White	29: Pink	-
-----------	-----------	---------	------------	------------	-----------	----------	------------	----------	-----------	----------	---

Characteristics and key properties

	RoHS 2011/65/EU	REACH EC No. 1907/2006	LVD 2014/35/EU	Halogen free	Low smoke generation	Flame retardant	+120°C High temp
DSP 61-12 Part 18 approved (D-D & D-DM)						Current rating in free air to IEC 60287	-50°C Low temp

Data indicates nominal values in millimetres (mm) unless otherwise stated.

DISCLAIMER: Information is indicative and cannot be considered a binding representation or warranty for products and their use. Valid at the time of publication, it is subject to change without notice.