

Subminiature Fuse, 6.4 mm, Quick-Acting F, 125 VAC, 125 VDC



UL 248-14 · 125VAC · 125VDC · Quick-Acting F



Description

- Directly solderable on printed circuit boards

Standards

- UL 248-14
- CSA C22.2 no. 248.14

Approvals

- UL File Number: E41599
- CSA File Number: 51172

References


[Packaging Details](#)

Corresponding Fuseholder [FME](#); [FMR](#); [FMS \(125V\)](#)

Weblinks

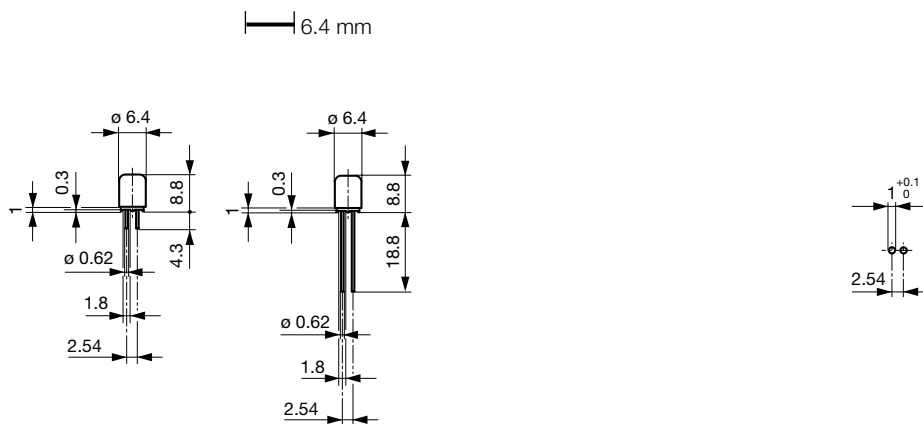
[pdf-datasheet](#), [html-datasheet](#), [General Product Information](#), [Approvals](#), [CE declaration of conformity](#), [RoHS](#), [CHINA-RoHS](#), [e-Shop](#), [SCHURTER-Stock-Check](#), [Distributor-Stock-Check](#), [Detailed request for product](#)

Technical Data

Rated Voltage	125VAC, 125VDC
Rated current	0.1 - 5 A
Breaking Capacity	100A
Characteristic	Quick-Acting F
Mounting	PCB,THT
Admissible Ambient Air Temp.	-25 °C to 85 °C
Climatic Category	25/085/21 acc. to IEC 60068-1
Material: Housing	Thermoplastic, UL 94V-0
Material: Terminals	Tin-Plated Copper
Unit Weight	0.34 g
Storage Conditions	0 °C to 40 °C, max. 70% r.h.
Product Marking	 Type, Current, Rated voltage, Characteristic, Approvals

Soldering Methods	Wave, Iron
Solderability	235 °C / 2 sec acc. to IEC 60068-2-20, Test Ta
Resistance to Soldering Heat	260 °C / 10 sec acc. to IEC 60068-2-20, Test Tb
Life Test	1000h @ 0.60 x In @ 70°C (acc. to EIA/IS-722, Test 4.4.1)
Terminal Strength	Tensile load min. 9 N (acc. to EIA/IS-722, Test 4.5.1)
Case Resistance	acc. to EIA/IS-722, Test 4.7 >100 MΩ (between leads and body)
Mechanical Shock	(acc. to EIA/IS-722, Test 4.9)
Vibration, High Frequency	Shock 20 gn, 20 min, 10-2 kHz, 12 cyc. (acc. to EIA/IS-722, Test 4.10)
Resistance to Solvents	MIL-STD-202, Method 215A
Flammability	UL 94V-0 (acc. to EIA/IS-722, Test 4.12)

Dimension



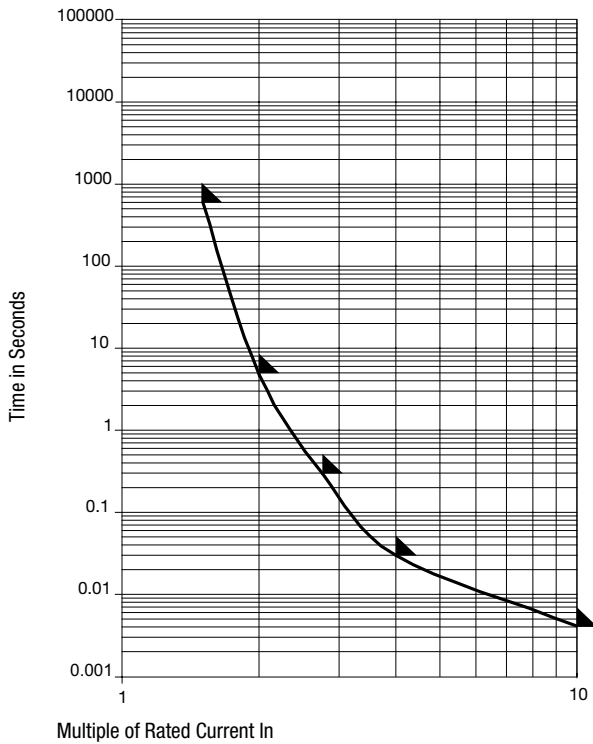
Drilling diagram

Pre-Arcing Time


Rated Current In 1.5 x In max. 2.0 x In max. 2.75 x In max. 4.0 x In max. 10.0 x In max.


0.1 A - 5 A	10 min	5 s	300 ms	30 ms	4 ms
-------------	--------	-----	--------	-------	------

Time-Current-Curves



Variants

Rated Current [A]	Rated Voltage [VAC]	Rated Voltage [VDC]	Breaking Capacity	Voltage Drop 1.0 I_n max. [mV]	Voltage Drop 1.0 I_n typ. [mV]	Power Dissipation 1.0 I_n max. [mW]	Melting I^2t 10.0 Intyp. [A ² s]		S	L	T	Order Number
0.1	125	125	1)	1000	690	100	0.0007	●	●			0034.4209
0.125	125	125	1)	1000	960	100	0.0015	●	●			0034.4210
0.16	125	125	1)	1000	850	100	0.0036	●	●			0034.4211
0.2	125	125	1)	700	680	100	0.0033	●	●			0034.4212
0.25	125	125	1)	700	620	100	0.0055	●	●			0034.4213
0.315	125	125	1)	700	680	200	0.025	●	●			0034.4214
0.4	125	125	1)	400	180	100	0.013	●	●			0034.4215
0.5	125	125	1)	400	180	100	0.02	●	●			0034.4216
0.63	125	125	1)	400	180	100	0.045	●	●			0034.4217
0.71	125	125	1)	400	140	100	0.045	●	●			0034.4218
0.75	125	125	1)	400	170	100	0.02	●	●			0034.4219
0.8	125	125	1)	400	150	100	0.04	●	●			0034.4220
1	125	125	1)	400	150	100	0.07	●	●			0034.4221
1.25	125	125	1)	190	150	200	0.12	●	●			0034.4222
1.6	125	125	1)	190	150	200	0.29	●	●			0034.4223
2	125	125	1)	190	130	200	0.43	●	●			0034.4224
2.5	125	125	1)	190	120	300	0.6	●	●			0034.4225
3.15	125	125	1)	190	120	400	1.1	●	●			0034.4226
4	125	125	1)	190	120	500	1.9	●	●			0034.4227
5	125	125	1)	190	120	600	3	●	●			0034.4228
0.1	125	125	1)	1000	690	100	0.0007	●		●		0034.4239
0.125	125	125	1)	1000	960	100	0.0015	●		●		0034.4240
0.16	125	125	1)	1000	850	100	0.0036	●		●		0034.4241
0.2	125	125	1)	700	680	100	0.0033	●		●		0034.4242
0.25	125	125	1)	700	620	100	0.0055	●		●		0034.4243
0.315	125	125	1)	700	680	200	0.025	●		●		0034.4244
0.4	125	125	1)	400	180	100	0.013	●		●		0034.4245

Rated Current [A]	Rated Voltage [VAC]	Rated Voltage [VDC]	Breaking Capacity	Voltage Drop 1.0 In max. [mV]	Voltage Drop 1.0 In typ. [mV]	Power Dissipation 1.0 I _n max. [mW]	Melting I ² t 10.0 Intyp. [A ² s]		S	L	T	Order Number
0.5	125	125	1)	400	180	100	0.02	●	●			0034.4246
0.63	125	125	1)	400	180	100	0.045	●	●			0034.4247
0.71	125	125	1)	400	140	100	0.045	●	●			0034.4248
0.75	125	125	1)	400	170	100	0.02	●	●			0034.4249
0.8	125	125	1)	400	150	100	0.04	●	●			0034.4250
1	125	125	1)	400	150	100	0.07	●	●			0034.4251
1.25	125	125	1)	190	150	200	0.12	●	●			0034.4252
1.6	125	125	1)	190	150	200	0.29	●	●			0034.4253
2	125	125	1)	190	130	200	0.43	●	●			0034.4254
2.5	125	125	1)	190	120	300	0.6	●	●			0034.4255
3.15	125	125	1)	190	120	400	1.1	●	●			0034.4256
4	125	125	1)	190	120	500	1.9	●	●			0034.4257
5	125	125	1)	190	120	600	3	●	●			0034.4258
0.1	125	125	1)	1000	690	100	0.0007	●		●		0034.4539
0.125	125	125	1)	1000	960	100	0.0015	●		●		0034.4540
0.16	125	125	1)	1000	850	100	0.0036	●		●		0034.4541
0.2	125	125	1)	700	680	100	0.0033	●		●		0034.4542
0.25	125	125	1)	700	620	100	0.0055	●		●		0034.4543
0.315	125	125	1)	700	680	200	0.025	●		●		0034.4544
0.4	125	125	1)	400	180	100	0.013	●		●		0034.4545
0.5	125	125	1)	400	180	100	0.02	●		●		0034.4546
0.63	125	125	1)	400	180	100	0.045	●		●		0034.4547
0.71	125	125	1)	400	140	100	0.045	●		●		0034.4548
0.75	125	125	1)	400	170	100	0.02	●		●		0034.4549
0.8	125	125	1)	400	150	100	0.04	●		●		0034.4550
1	125	125	1)	400	150	100	0.07	●		●		0034.4551
1.25	125	125	1)	190	150	200	0.12	●		●		0034.4552
1.6	125	125	1)	190	150	200	0.29	●		●		0034.4553
2	125	125	1)	190	130	200	0.43	●		●		0034.4554
2.5	125	125	1)	190	120	300	0.6	●		●		0034.4555
3.15	125	125	1)	190	120	400	1.1	●		●		0034.4556
4	125	125	1)	190	120	500	1.9	●		●		0034.4557
5	125	125	1)	190	120	600	3	●		●		0034.4558

Most Popular.

Availability for all products can be searched real-time: <http://www.schurter.com/en/Stock-Check/Stock-Check-SCHURTER>

1) 100 A @ 125 VAC/DC

Packaging Unit
 S = Plastic Bag (100 pcs.)
 L = Bulk (100 pcs.)
 T = Taped 36 cm Reel (1000 pcs.)