samtec

FLEX STACK



TW–20–07–T–D–550–SM

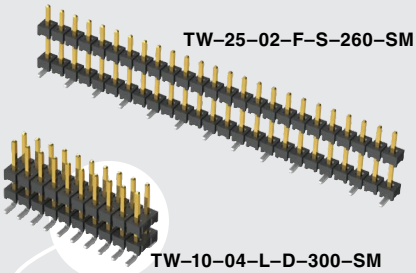

TW–25–02–F–S–260–SM

TW–10–04–L–D–300–SM

(2.00 mm) .0787"

TW SERIES

SMT BOARD STACKERS

SPECIFICATIONS

For complete specifications and recommended PCB layouts see www.samtec.com?TW-SM

Insulator Material:
Black Liquid Crystal Polymer
Terminal Material:
Phosphor Bronze
Plating:
Sn or Au over
50 µ" (1.27 µm) Ni
Current Rating:
4.9 A per pin
(1 pin powered per row)
Operating Temp Range:
-55 °C to +105 °C with Tin;
-55 °C to +125 °C with Gold
RoHS Compliant:
Yes

PROCESSING

Lead–Free Solderable:
Yes
SMT Lead Coplanarity:
(0.15 mm) .006" max

RECOGNITIONS

For complete scope of recognitions see www.samtec.com/quality

FILE NO. E111594

FILE NO: 090871_0_000

ALSO AVAILABLE (MOQ Required)

- Other platings
- End shrouds with or without guide post

Contact Samtec.

Board Mates:
CLT, SQT, SQW, ESQT, TLE, SMM, MMS

Cable Mates:
TCSD

OTHER SOLUTIONS

- Stacker height ranges and standard part numbers on double row.

Contact Samtec

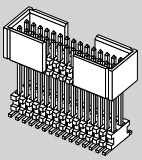

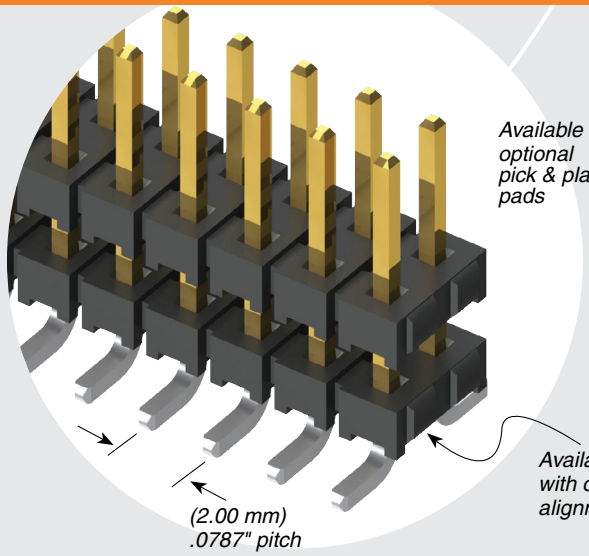

TW	NO. PINS PER ROW	LEAD STYLE	PLATING OPTION	ROW OPTION	STACKER HEIGHT	SM	OTHER OPTIONS
	02 thru 36	Specify LEAD STYLE from chart below.	–F = Gold flash on post, Matte Tin on tail –L = 10 µ" (0.25 µm) Gold on post, Matte Tin on tail –T = Matte Tin	–S = Single Row –D = Double Row	–"XXX" = Stacker Height in inches (0.13 mm) .005" increments Example: –250 = (6.35 mm) .250"		–"XXX" = Polarized Position –A = Alignment Pin (Metal or plastic at Samtec discretion) (4.83 mm) .190" min. board space (–D only) –P = Pick & Place Pad (1.91 mm) .075" min. post height (04-36 only) –TR = Tape & Reel Packaging (–07 lead style not available) (–06 lead style with –P option not available as a standard)

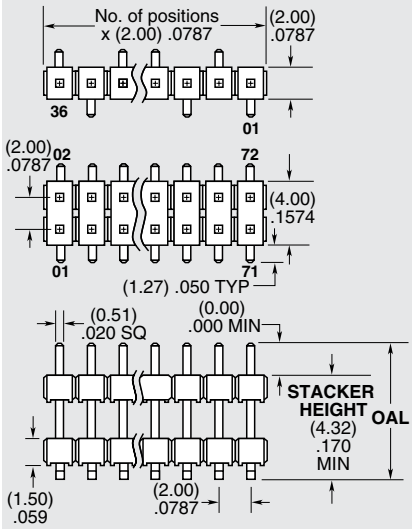

LEAD STYLE	OAL
–02	(7.85) .309
–03	(11.86) .467
–04	(12.37) .487
–06	(15.37) .605
–07	(17.35) .683
–09	(9.86) .388

ROW OPTION	A
–S	(5.08) .200
–D	(6.35) .250

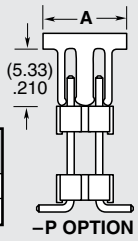

–P OPTION

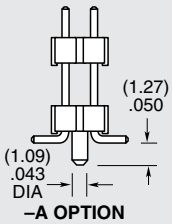

–A OPTION

Note: For added mechanical stability, Samtec recommends mechanical board spacers be used in applications with gold or selective gold plated connectors. Contact ipg@samtec.com for more information.

Note: This Series is non-standard, non-returnable.

Due to technical progress, all designs, specifications and components are subject to change without notice.