

MICRO SWITCH
a Honeywell Division

FED. MFG. CODE 91 929

SWITCH - BASIC

CATALOG LISTING

V3-2900

CK-X2948

REPLACES X102480-V3

RELEASE NO. PR-23071

CATALOG LISTING
M
V3-2900
PAGE 1 OF 1

ISSUE
1

REVISIONS

CHECK

CHECK

22 OCT 97

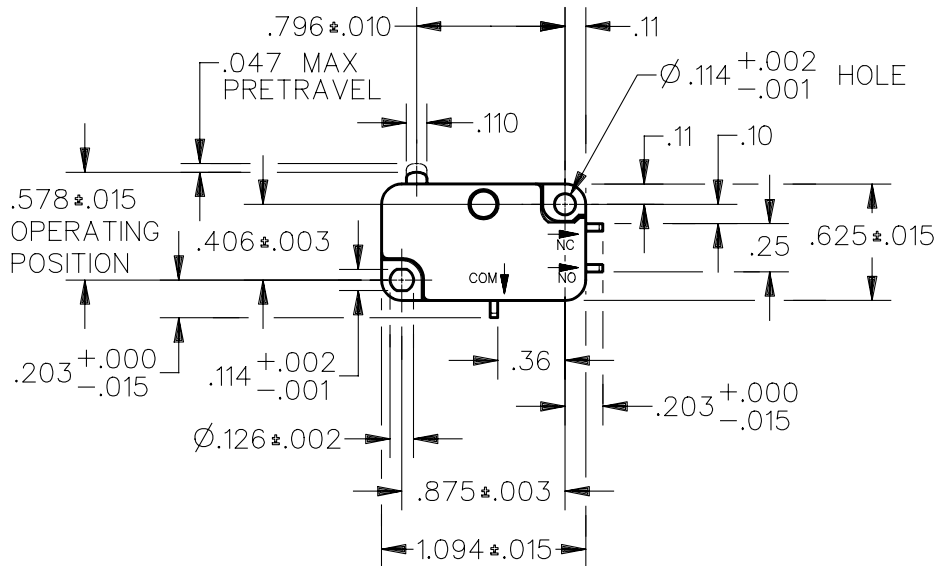
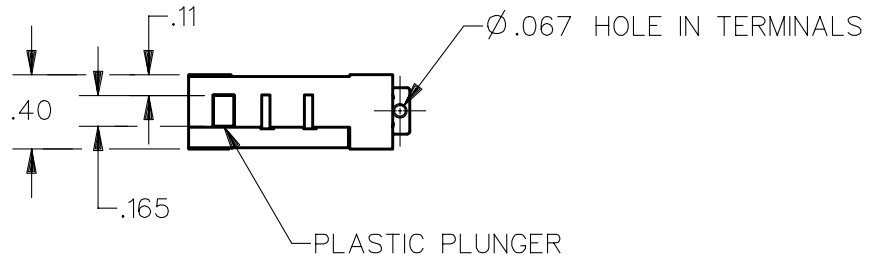
DCS

CHECK

15 JUL 97

DCS

DDM/CAD
DRAWN



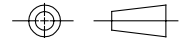
NOTES

- 1 - TERMINALS ARE PLATED FOR SOLDERING
- 2 - MAXIMUM MECHANICAL DEAD BREAK OF .0025 CAN BE EXPECTED WITH THIS SWITCH CONSTRUCTION

ANSI Y14.5M-1982 APPLIES

THIS DRAWING COVERS A PROPRIETARY ITEM AND IS THE PROPERTY OF MICRO SWITCH, A DIVISION OF HONEYWELL. THIS DRAWING IS NOT TO BE COPIED OR USED WITHOUT THE APPROVAL OF MICRO SWITCH.

THIRD ANGLE PROJECTION



CHARACTERISTICS	ELECTRICAL DATA	SCALE FULL	DO NOT SCALE PRINT
		UNLESS OTHERWISE SPECIFIED TOLERANCES ARE	
OPERATING FORCE ---125-225 GRAMS	CONTACT ARRANGEMENT S P D T	ONE PLACE (.0)	±.030
RELEASE FORCE --- 30 GRAMS MIN		TWO PLACE (.00)	±.015
DIFFERENTIAL TRAVEL --- .010 MAX	25A, 277 VAC 1HP, 125 VAC 2HP, 250 VAC	THREE PLACE (.000)	±.005
OVERTRAVEL --- .050 MIN		ANGLES	±
FREE POSITION --- .625 MAX		WEIGHT .015 LB	
RELEASE TRAVEL --- .010 MIN			

Mouser Electronics

Authorized Distributor

Click to View Pricing, Inventory, Delivery & Lifecycle Information:

[Honeywell:](#)

[V3-2900](#)