



FEATURES

- RoHS compliant
- 50, 100, 200 & 300 Turn variants
- Primary current rating 10A
- 20kHz-200kHz frequency range
- Centre tapped variants available

DESCRIPTION

The 5600 series of current sense transformers are designed to monitor AC currents. They can be used for high frequency current sensing, for example in switched-mode power supplies, motor control and electronic lighting ballasts.

SELECTION GUIDE

Order Code	Number of Turns	Inductance Min.	DC Resistance	Terminating Resistance to Produce $1V_{OUT}/1A_{IN}$
	± 1 Turn	Pins 1&3	Pins 1&3, Ω	Ω
56050C	50	4.5mH @1V, 50kHz	0.133 - 0.199	50
56100C	100	18mH @1V, 50kHz	0.93 - 1.40	100
56200C	200	72mH @1V, 10kHz	1.87 - 2.81	200
56300C	300	160mH @1V, 10kHz	5.73 - 8.59	300
56T100C	100CT	18mH @1V, 50kHz	0.93 - 1.40	100
56T200C	200CT	72mH @1V, 10kHz	1.87 - 2.81	200
56T300C	300CT	160mH @1V, 10kHz	5.73 - 8.59	300

ABSOLUTE MAXIMUM RATINGS

Operating free air temperature range	-40°C to 85°C
Storage temperature range	-40°C to 125°C

SOLDERING INFORMATION¹

Peak wave solder temperature	300°C for 10 seconds
Pin finish	Tin

TECHNICAL NOTES

ISOLATION VOLTAGE

All 5600 current sense transformers are tested at 500Vdc for a minimum of 1 second during our standard test procedure.

In addition, as part of our qualification process carried out prior to product launch, the 5600 series demonstrated no isolation breakdown at 10kVdc or 6kVac with a bare conductor as the primary winding. Whilst this does not imply these parts are designed for environments where such high voltages may be present, it does demonstrate the level of isolation voltage these products are able to withstand. Full mains safety isolation can be achieved with appropriately insulated wire on the primary winding.

Specifications typical at $T_A = 25^\circ\text{C}$

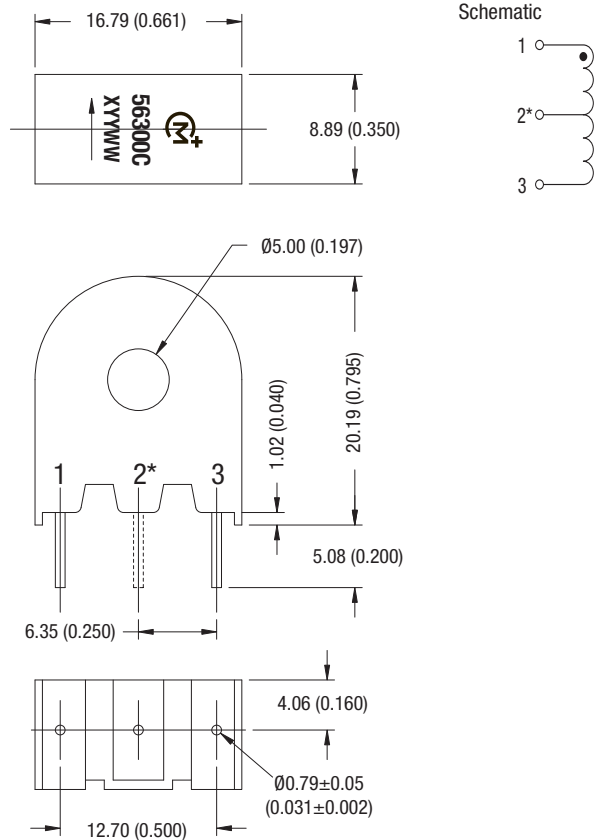
¹ For further information, please visit www.murata-ps.com/rohs



For full details go to
www.murata-ps.com/rohs

PACKAGE SPECIFICATIONS

MECHANICAL DIMENSIONS



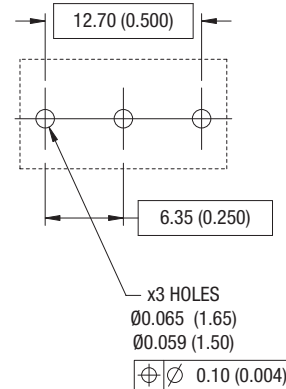
Package weight: 5.7Typ.

*Pin 2 is fitted on 56TXXX variants only.

Arrow designates winding direction referenced to inner core surface.

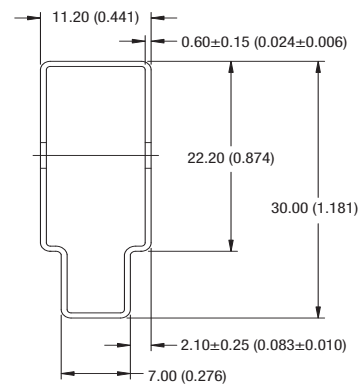
Unless otherwise stated, all dimensions in mm (inches) ± 0.25 (0.010).

RECOMMENDED FOOTPRINT DETAILS



Unless otherwise stated, all dimensions in mm (inches) ± 0.25 (0.010).

TUBE OUTLINE DIMENSIONS



Tube length: 475±2 [18.701±0.079]

Unless otherwise stated, all dimensions in mm (inches) ± 0.25 (0.010).

Tube quantity: 25

Tube material: Antistatic coated clear PVC