LTR	REVISION	DATE	APPD
–	RELEASED	06–10–02	

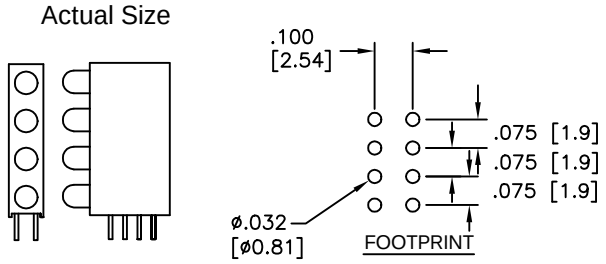

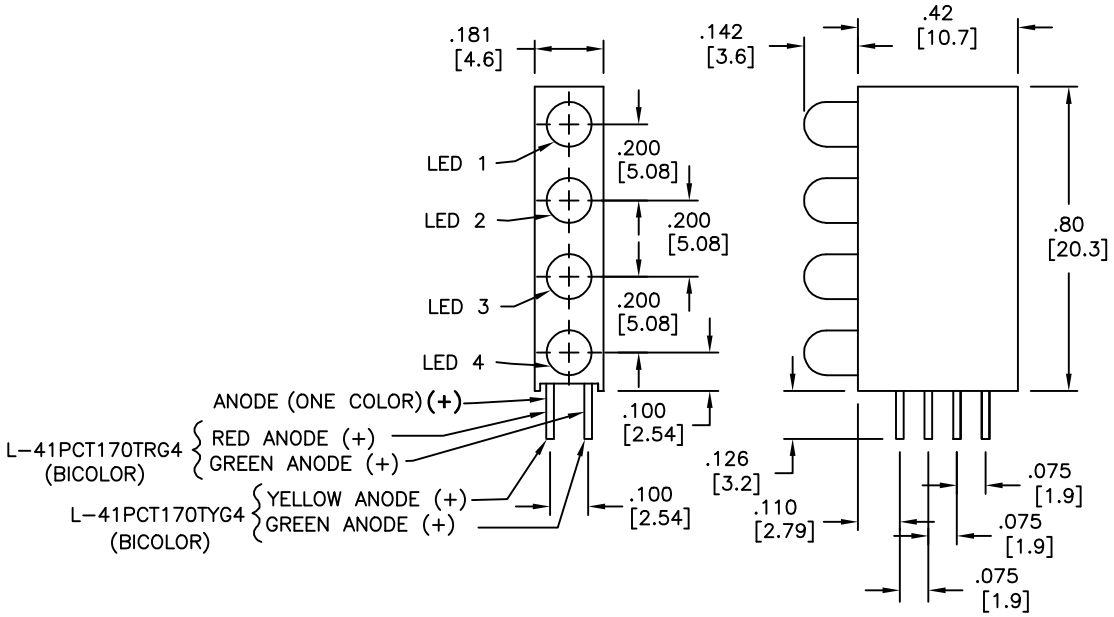

ALL LEDS ON THE PART ARE THE SAME COLOR (OR BICOLOR)

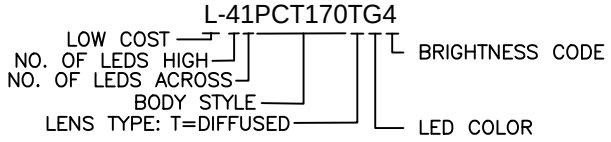

1. ALL DIMENSIONS IN INCHES [mm] (TOLERANCE ±0.010 [0.25mm] UNLESS OTHERWISE NOTED.)
2. HOLDER COLOR: BLACK
3. HOLDER MATERIAL MEETS UL94V–2

LEDTRONICS PART NO.	L.E.D. RADIATION COLOR	LENS APPEARANCE	ABSOLUTE MAXIMUM RATINGS (Ta=25°C)				ELECTRO–OPTICAL CHARACTERISTICS (Ta=25°C)					
			Pd (mW)	Ifp * (mA)	If (mA)	Vr (V)	If (mA)	Iv (mcd) typ	Vf (V) typ	VIEW ANGLE	Ir max (µA)	λP (nm)
L–41PCT170TR4	HI–EFF RED	RED DIFFUSED	100	100	30	3	20	40	2.1	60°	100	635
L–41PCT170TY4	YELLOW	YEL DIFFUSED	100	100	30	5	20	35	2.1	60°	100	588
L–41PCT170TG4	HI–EFF GREEN	GRN DIFFUSED	100	100	30	5	20	50	2.2	60°	100	568
L–41PCT170TWRG4 (BICOLOR)	HI–EFF RED	WHITE DIFF.	100	100	30	3	20	10	2.0	65°	100	640
	HI–EFF GREEN		100	100	30	5	20	20	2.2	65°	100	565
L–41PCT170TWYG4 (BICOLOR)	YELLOW	WHITE DIFF.	100	100	30	5	20	11	2.1	65°	100	590
	HI–EFF GREEN		100	100	30	5	20	20	2.2	65°	100	565

OPERATING TEMPERATURE RANGE –40°C TO +80°C
STORAGE TEMPERATURE RANGE –40°C TO +80°C

* PULSE CURRENT ($\frac{1}{10}$ DUTY CYCLE 0.1mS PULSE WIDTH)
LEAD SOLDERING TEMP (1.6mm FROM BODY) 260°C FOR 5 SEC.

LEDTRONICS, INC.
23105 KASHIWA COURT
TORRANCE, CA 90505

-PROPRIETARY-
This document contains Proprietary Information of LEDTRONICS, INC. It may not be copied, used or disclosed for any purpose without the prior express written consent of LEDTRONICS, INC.

.XXX ± .010
.XX ± .025
ANGLES ± 0°,30'
FRACT. ± 1/32
TOLERANCE PER ANSI–Y14.5 (UNLESS OTHERWISE STATED)

TITLE				
L-41PCT170TXX				
DWG NO	SCALE	SHEET	DATE	
SDPC0525	2:1	1 OF 1	06–10–02	
CODE IDENT NO.	DWG BY	CHK BY	QA	MFG	CUSTOMER
8Z410	JAG				