

## Connector - SACC-MS-5CON-PG11-DUO-M SCO - 1543016

Please be informed that the data shown in this PDF Document is generated from our Online Catalog. Please find the complete data in the user's documentation. Our General Terms of Use for Downloads are valid (<http://phoenixcontact.com/download>)




Connector, 5-position, Plug straight M12 SPEEDCON, A-coded, Screw connection, knurl material: Zinc die-cast, nickel-plated, cable gland Pg11-DUO, external cable diameter 2.1 mm ... 3 mm / 4 mm ... 5.2 mm

### Why buy this product

- ✓ Safe use in the field, thanks to a high degree of protection
- ✓ Flexible: connectors for on-site assembly
- ✓ Save time, thanks to installation with SPEEDCON fast locking system
- ✓ Screw connection: proven connection technology for a large selection of different conductors
- ✓ Save space: connect two sensors to one connector with a multiple grommet



### Key Commercial Data

Packing unit	1 STK
GTIN	 4 046356 097628
GTIN	4046356097628

### Technical data

#### Dimensions

Diameter housing	20 mm
Length	63 mm
External cable diameter	2x 2.1 mm ... 3 mm (when using the seal for small outer cable diameters) 2x 4 mm ... 5.2 mm (when using the seal for large outer cable diameters)
Stripping length of the sheath	20 mm
Stripping length of the individual wire	5 mm

#### Ambient conditions

Ambient temperature (operation)	-40 °C ... 85 °C (Plug / socket)
Degree of protection	IP67

#### General

# Connector - SACC-MS-5CON-PG11-DUO-M SCO - 1543016

## Technical data

### General

Rated current at 40°C	4 A
Rated voltage	60 V DC
	48 V AC
Number of positions	5
Insulation resistance	≥ 100 MΩ
Coding	A - standard
Standards/regulations	M12 connector IEC 61076-2-101
Status display	No
Overvoltage category	II
Degree of pollution	3
Connection method	Screw connection
Conductor cross section	0.25 mm² ... 0.75 mm² (without ferrule)
	0.14 mm² ... 0.75 mm² (with ferrule)
	0.25 mm² ... 0.75 mm² (solid)
Conductor cross section AWG	24 ... 18 (without ferrule)
	26 ... 20 (with ferrule)
Insertion/withdrawal cycles	≥ 100
Torque	0.4 Nm (M12 knurl)
	0.2 Nm (Screw terminal blocks)
	0.8 Nm ... 1 Nm (Pressure screw with sleeve housing)
Tightening torque	Screw plug insert with sleeve housing as far it will go
Assembly instructions	The wires can be connected both with ferrules and without ferrules
	This connector includes one seal for small and one seal for large outer cable diameters.

### Material

Contact material	CuZn
Contact surface material	CuSnZn
Contact carrier material	PA
Material of grip body	PA
Material, knurls	Zinc die-cast, nickel-plated
Sealing material	NBR

### Standards and Regulations

Standard designation	M12 connector
Standards/regulations	IEC 61076-2-101

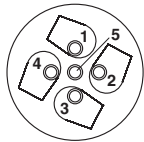
### Environmental Product Compliance

China RoHS	Environmentally Friendly Use Period = 50
	For details about hazardous substances go to tab "Downloads", Category "Manufacturer's declaration"

## Drawings

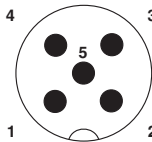
Connector - SACC-MS-5CON-PG11-DUO-M SCO - 1543016

Schematic diagram



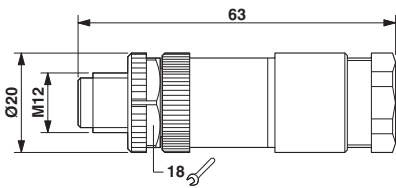
Cable connection side M12 (screw connection)

Schematic diagram



Pin assignment M12 male connector, 5-pos., A-coded, male side

Dimensional drawing



Plug, M12 x 1, straight, shielded

Approvals

Approvals


Approvals

EAC / EAC

Ex Approvals

Approval details

EAC		RU C- DE.AI30.B.01102
-----	---	--------------------------

EAC		EAC-Zulassung
-----	---	---------------

Phoenix Contact 2018 © - all rights reserved  
<http://www.phoenixcontact.com>

PHOENIX CONTACT GmbH & Co. KG  
Flachsmarktstr. 8  
32825 Blomberg  
Germany  
Tel. +49 5235 300  
Fax +49 5235 3 41200  
<http://www.phoenixcontact.com>