

Features

- 1-1/4 " Rectangular / Multiturn Cermet / Industrial / Sealed
- Panel mount option available
- Listed on the QPL for style RJ12 per MIL-PRF-22097
- RoHS compliant* version available
- For trimmer applications/processing guidelines, click here

3059 - Trimpot® Trimming Potentiometer

Electrical Characteristics

Std. Resistance Range..10 to 2 megohms (see standard resistance table)
Resistance Tolerance ..... ±10 % std. (tighter tolerance available)
Absolute Minimum Resistance ..... 1 % or 2 ohms max. (whichever is greater)
Contact Resistance Variation ..... 1.0 % or 1 ohm max. (whichever is greater)
Adjustability
Voltage ..... ±0.01 %
Resistance ..... ±0.05 %
Resolution ..... Infinite
Insulation Resistance ..... 500 vdc. 1,000 megohms min.
Dielectric Strength
Sea Level..... 900 vac
70,000 Feet ..... 350 vac
Effective Travel .....22 turns nom.

Environmental Characteristics

Power Rating @ 70 °C (400 volts max.) .....1.0 watt
Power Rating @ 150 °C .....0 watt
Temperature Range ... -55 °C to +150 °C
Temperature Coefficient ... ±100 ppm/°C
Seal Test .....85 °C Fluorinert† (pin styles only)
Humidity .....MIL-STD-202 Method 106 (2 % ΔTR, 10 Megohms IR)
Vibration ..... 20 G (1 % ΔTR; 1 % ΔVR)
Shock ..... 50 G (1 % ΔTR; 1 % ΔVR)
Load Life. 1,000 hours 1.0 watt @ 70 °C .....(3 % ΔTR; 1% or 1 ohms, whichever is greater, CRV)
Rotational Life .....200 cycles (2 % ΔTR; 1 % or 1 ohm, whichever is greater, CRV)

Physical Characteristics

Torque.....5.0 oz-in. max.
Mechanical Stops.....Wiper idles
Terminals Solderable printed circuit pins
Flexible leads .....(7 strands of 30 AWG)
Weight .....0.1 oz.
Marking.....Manufacturer's trademark, resistance code, terminal numbers, date code, manufacturer's model number and style
Wiper ..... 50 % (Actual TR) ±10 %
Flammability .....U.L. 94V-0
Standard Packaging
P&Y Styles .....10 pcs. per tube
L&J Styles .....25 pcs. per bag
Adjustment Tool.....H-90

REV. 04/14

*RoHS Directive 2002/95/EC Jan. 27, 2003 including annex and RoHS Recast 2011/65/EU June 8, 2011.
"Trimpot" is a registered trademark of Bourns, Inc.
†"Fluorinert" is a registered trademark of 3M Co.
Specifications are subject to change without notice.
The device characteristics and parameters in this data sheet can and do vary in different applications and actual device performance may vary over time.
Users should verify actual device performance in their specific applications.

Product Dimensions

3059L
Common Dimensions

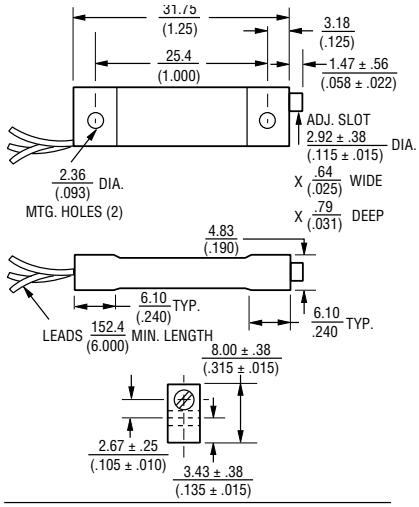

3059J

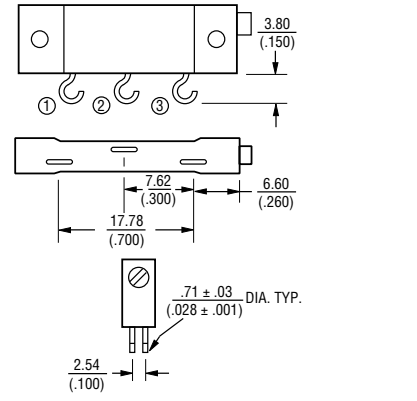

3059P

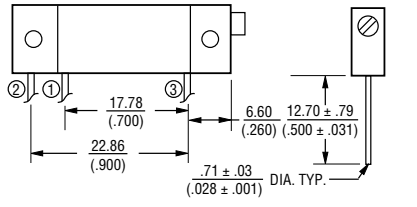

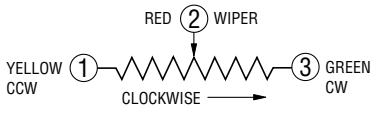

DIMENSIONS: MM (INCHES)
TOLERANCES: ± 0.25 (.010) EXCEPT WHERE NOTED

3059Y

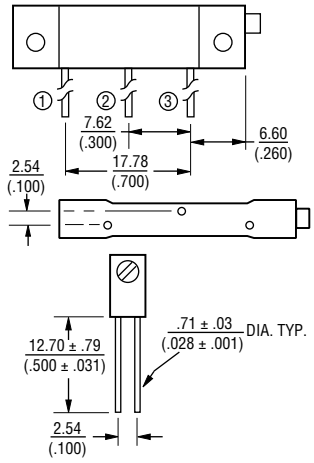

Standard Resistance Table

Resistance (Ohms)	Resistance Code
10	100
20	200
50	500
100	101
200	201
500	501
1,000	**102**
2,000	**202**
5,000	**502**
10,000	**103**
20,000	**203**
25,000	**253**
50,000	**503**
100,000	**104**
200,000	**204**
250,000	254
500,000	504
1,000,000	105
2,000,000	205

Popular distribution values listed in boldface.
Special resistances available.

How To Order

3059 L - 1 - 103 M LF

Model
Style
Standard or Modified Product Indicator
-1 = Standard Product
Resistance Code
Optional Suffix Letter
M = Panel Mount (Factory Installed)
Terminations
LF = 100 % Tin-plated (RoHS compliant)
Blank = 90 % Tin / 10 % Lead-plated (Standard)