

C4532X7R2A225M230KA (TDK item description : C4532X7R2A225MT****)

Applications



Commercial Grade



Please refer to Part No. CGA8N2X7R2A225M230KA for automotive use.

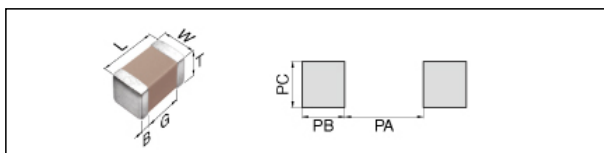
Feature

Mid

Mid Voltage (100 to 630V)

Series

C4532 [EIA CC1812]



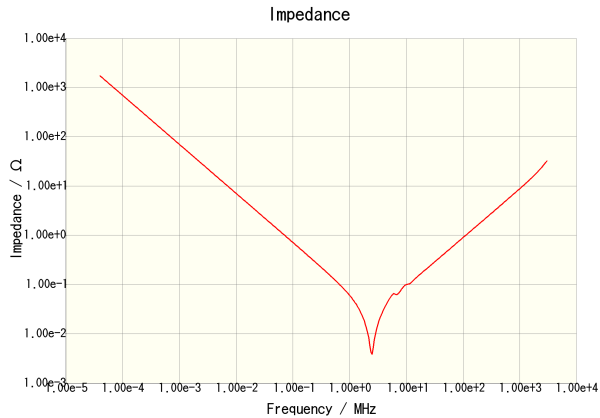
Size	
Length(L)	4.50mm +/-0.40mm
Width(W)	3.20mm +/-0.40mm
Thickness(T)	2.30mm +/-0.20mm
Terminal Width(B)	0.20mm Min.
Terminal Spacing(G)	
Recommended Land Pattern(PA)	3.10 to 3.70mm
Recommended Land Pattern(PB)	1.20 to 1.40mm
Recommended Land Pattern(PC)	2.40 to 3.20mm
Recommended Slit Pattern(SD)	

Electrical Characteristics	
Capacitance	2.2uF +/-20%
Rated Voltage	100Vdc
Temperature Characteristic	X7R(+/-15%)
Dissipation Factor	3% Max.
Insulation Resistance	227MΩ Min.

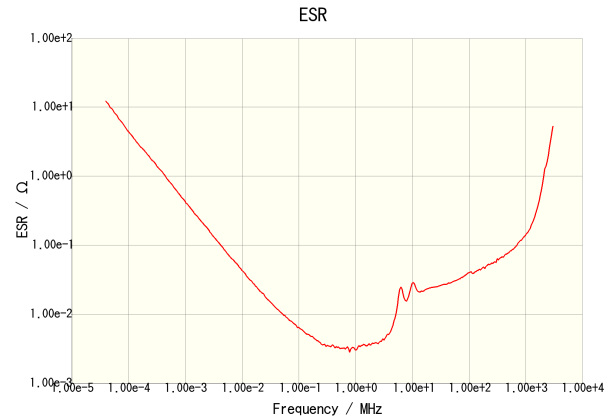
Other	
Soldering Method	Reflow
AEC Q200	No
Packing	Blister (Plastic)Taping [180mm Reel]
Package Quantity	500Pcs Min.

C4532X7R2A225M230KA

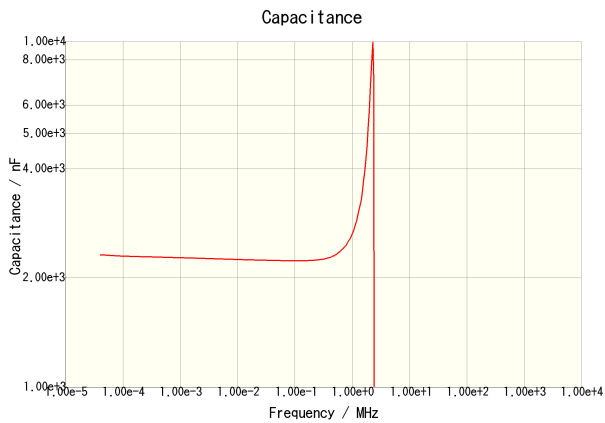
Characteristic Graphs (This is reference data, and does not guarantee the product's characteristics.)



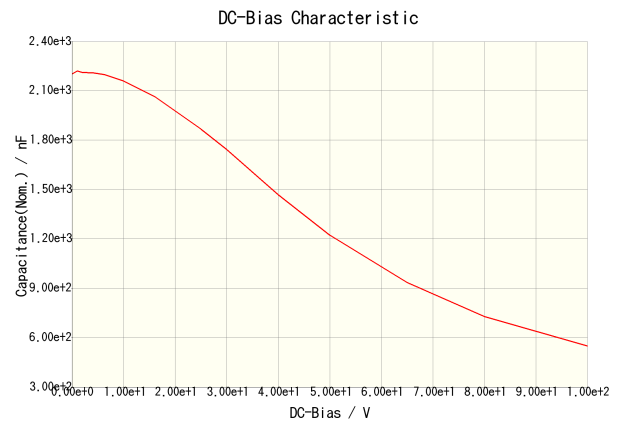
C4532X7R2A225M230KA



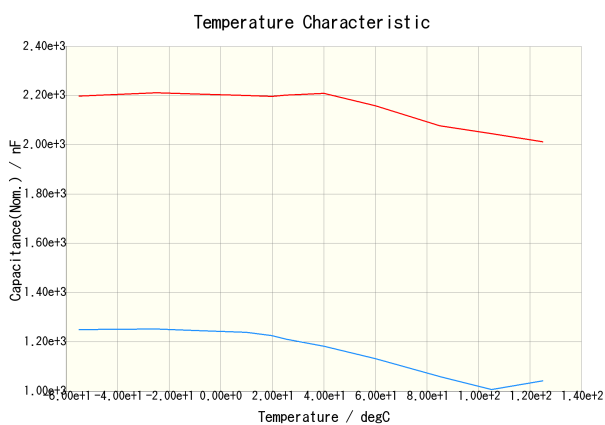
C4532X7R2A225M230KA



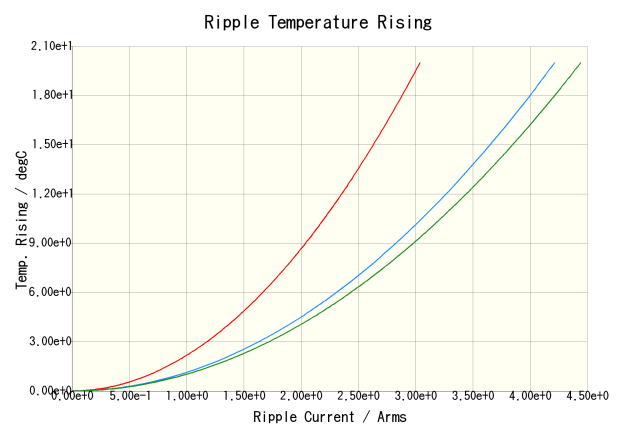
C4532X7R2A225M230KA



C4532X7R2A225M230KA



C4532X7R2A225M230KA(DC Bias = 0V) C4532X7R2A225M230KA(DC Bias = 50V)



C4532X7R2A225M230KA(100kHz) C4532X7R2A225M230KA(500kHz)
C4532X7R2A225M230KA(1MHz)