THIS DRAWING IS UNPUBLISHED. RELEASED FOR PUBLICATION 2011
© COPYRIGHT 2000 - ALL RIGHTS RESERVED.

LOC	DIST
J	

REVISIONS 変更

P	LTR	DESCRIPTION	DATE	DWN	APVD
	C1	REVISED PER ECO-11-005140	05APR2011	RK	HMR

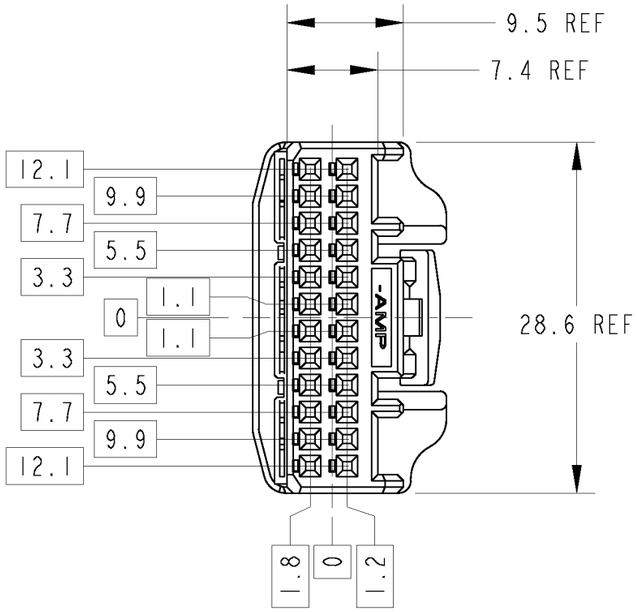

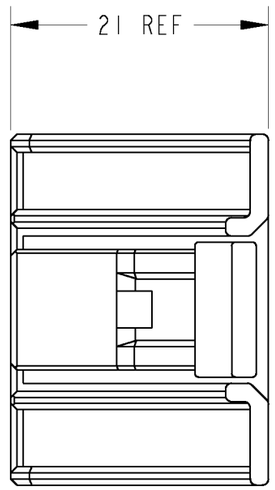

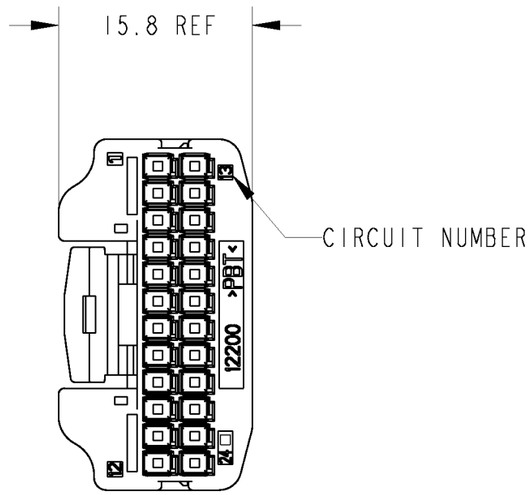

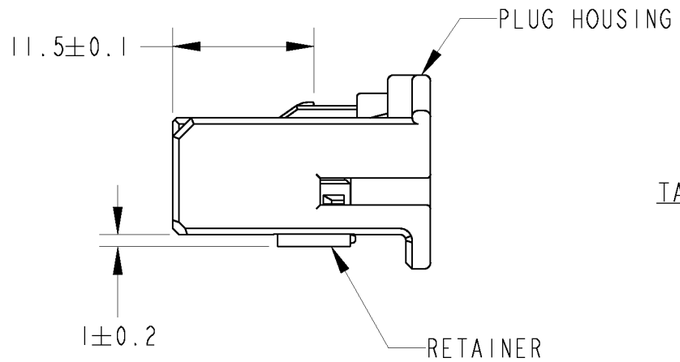

TABLE-1

POS 極数	CAP ASSEMBLY PART NO キャップ 型番
24	1318853-1

TABLE-2

		TERMINAL NO 端子型番	APPLICABLE WIRE RANGE 適用電線
SIGNAL 025	TIN	1123343-1	AVSS/CAVUS 0.3~0.5mm² AVSSH-f 0.3~0.5mm² CAVS 0.22~0.5mm²

TABLE-3

PAPER BOX ダンボール	PLASTIC BAG ビニール袋	BLACK △7	1318917-2
PAPER BOX ダンボール	PLASTIC BAG ビニール袋	NATURAL △7	1318917-1
OUTER 外装	INNER 内装	COLOR	PART NUMBER
PACKING STYLE 梱包形態			

1. RETAINER SHOULD BE SET TO THE PRE- ASSEMBLY POSITION WITHIN THE PLUG HOUSING WHEN SHIPPED TO THE CUSTOMER
2. THE RETENTION LATCH OF THE RETAINER MUST BE OUT SIDE OF PLUG HOUSING WHEN PRE-ASSEMBLY
3. RETAINER RETENTION FORCE FROM HOUSING : 20N MIN
4. INSTRUCTION SHEET NO : 411-5928
5. PART NUMBER OF CAP HOUSING TO BE MATED : SEE TABLE -1
6. APPLIED TERMINAL : SEE TABLE -2
7. △ RETAINER IS THE SAME COLOR AS HOUSING.

1. プラグハウジングにリテーナーを仮止して出荷する
2. 仮係止時リテーナー突起がハウジングの外側に出ていること
3. リテーナーの仮係止保持力は 20N 以上
4. 取扱い説明書 NO : 411-5928
5. 嵌合相手型番は TABLE -1参照
6. 適応端子は TABLE -2参照
7. △ リテーナーはハウジング本体と同色とする。

THIS DRAWING IS A CONTROLLED DOCUMENT.

DIMENSIONS: 単位: 耗 mm

TOLERANCES UNLESS OTHERWISE SPECIFIED:
一般公差=±0.3
0 PLC ±
1 PLC ±0.1
2 PLC ±0.01
3 PLC ±0.001
4 PLC ±0.0001
ANGLES ±3° 00′

MATERIAL 材料: PBT
FINISH 仕上: SEE TABLE-3

DWN	N.YASUDA	08MAR00
CHK	N.SAI	10MAR00
APVD	N.SAI	10MAR00
PRODUCT SPEC 製品規格	108-5668	
APPLICATION SPEC 取付適用規格	114-5250	
WEIGHT	3.68 g	

TE Connectivity

NAME 名称: 025 SERIES 24POSITION PLUG HOUSING ASSEMBLY -

SIZE	CAGE CODE	DRAWING NO 番号	RESTRICTED TO
A3	00779	C-1318917	

CUSTOMER DRAWING | SCALE 尺度 2:1 | SHEET 1 OF 1 | REV C1

1470-19 (3/11)