



Ty-Duct™

T&B Catalog Number:

TY15X2NPW6

UPC Number:

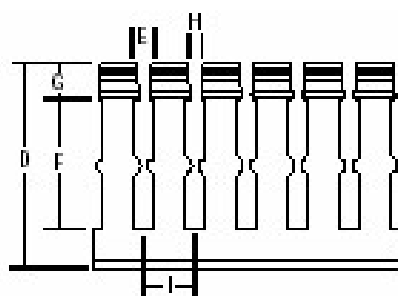
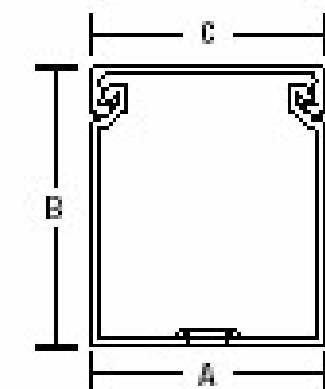
78621097034

Description:

Wiring Duct Narrow Slot 1-1/2"x2" Rigid
PVC White

Status:

Active



General

Style	Narrow Slot
Nominal Width (inches)	1.5
Nominal Height (inches)	2
Material	Rigid PVC
Color	White
Adhesive-Backed	No
Mounting Holes	Yes

Dimension Information

Width (inches)	1.75
Height (inches)	2.10
A (inches)	1.75
B (inches)	2.10
C (inches)	1.75
D (inches)	2.01
E (inches)	0.20
F (inches)	1.36
G (inches)	0.29
H (inches)	0.10
I (inches)	0.50

Accessories & Components

Cover	TY15CPW6
-------	----------

Packaging

T&B Order Multiple	120
T&B Inner Pack	6
Package in Units	120
T&B Sold in UOM	Feet
T&B Weight Per UOM	23.33 lbs. per 100

Application Support

Product Selector	TD_selector_duct_white
T&B Sales Drawings	wsd-000181
Technical Information	Available on Website
Specifications	Available on Website
Overview	Available on Website
Wire Fill Calculator	Available on Website

Notes

Options	Catalog Number must be completed by adding suffix G for Gray, W for White, B for Black, I for Intrinsic Blue. To order Adhesive-Backed duct, add suffix A. To order duct without mounting holes, add suffix NM to catalog number. Contact Customer Service for pricing and availability.
---------	--

Standard lengths are 6 feet.

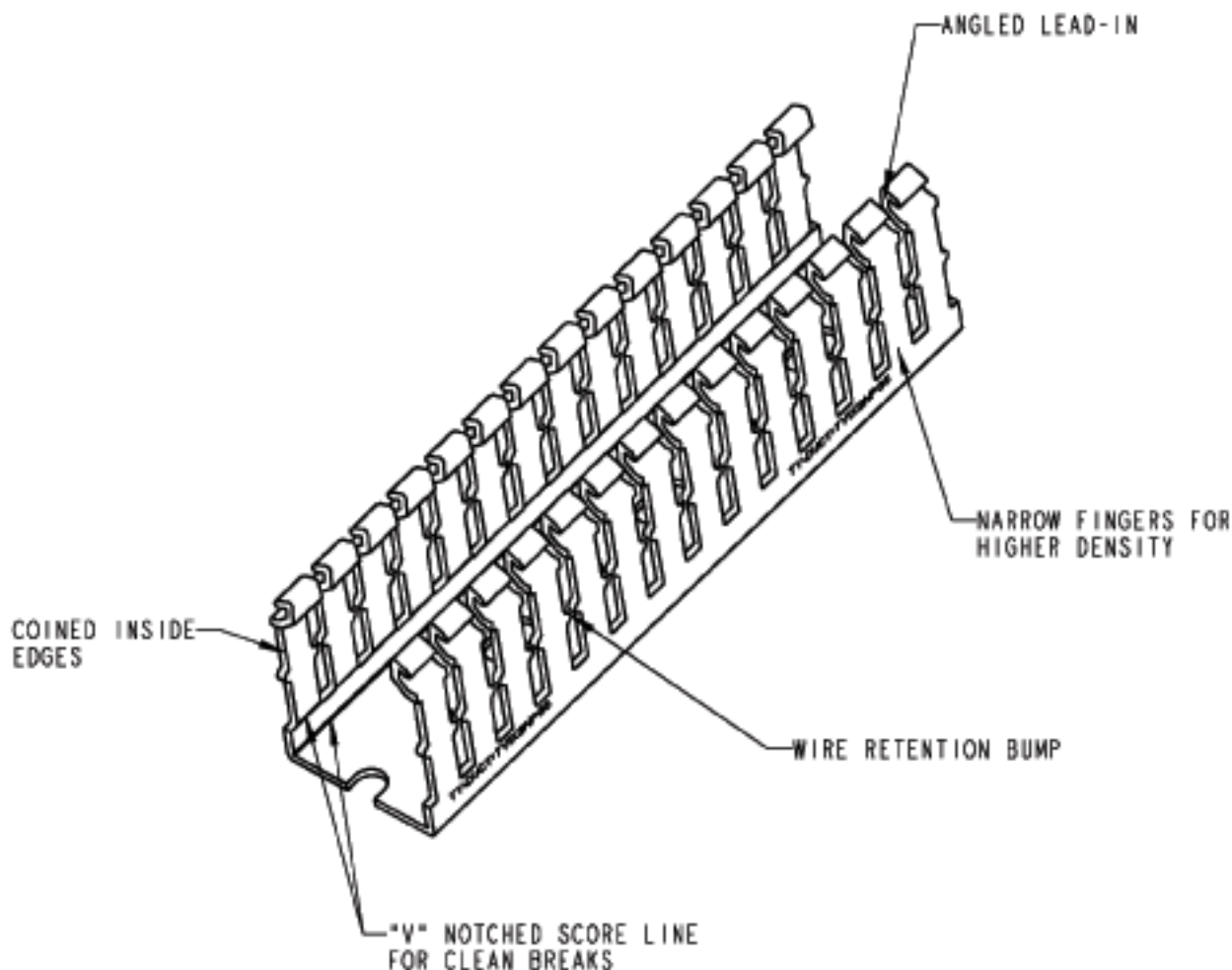
Certifications

RoHS Compliance	Yes
-----------------	-----

Webcat CE_recognized	Y
----------------------	---

Certifications



**Ty-Duct****NOTES:**

1. MATERIAL: RIGID PVC
2. TEMPERATURE RATING: -40°F [-40°C] TO 122°F [50°C]
3. FLAMMABILITY RATING: UL94V-0
4. NORTH AMERICAN AND DIN STYLE MOUNTING HOLES
5. FLUSH MOUNT COVER DESIGN. COVER MOUNTS FLUSH WITH SIDE WALLS

GENERAL NOTES

1. ALL DIMENSIONS ARE FOR REFERENCE ONLY.
2. DIMENSIONS IN BRACKETS [] ARE IN METRIC UNITS.

REVISIONS

3. SEE ERN 2006994 FOR APPROVAL SIGNATURES & RELEASE DATE.
PROJECT NO: FD55400

Thomas & Betts

DESCRIPTION:

NARROW SLOT WIRING DUCT

ORIGINAL PROJECT NO / (ERN NO)

FD55400 / (2005724)

SHEET NO:

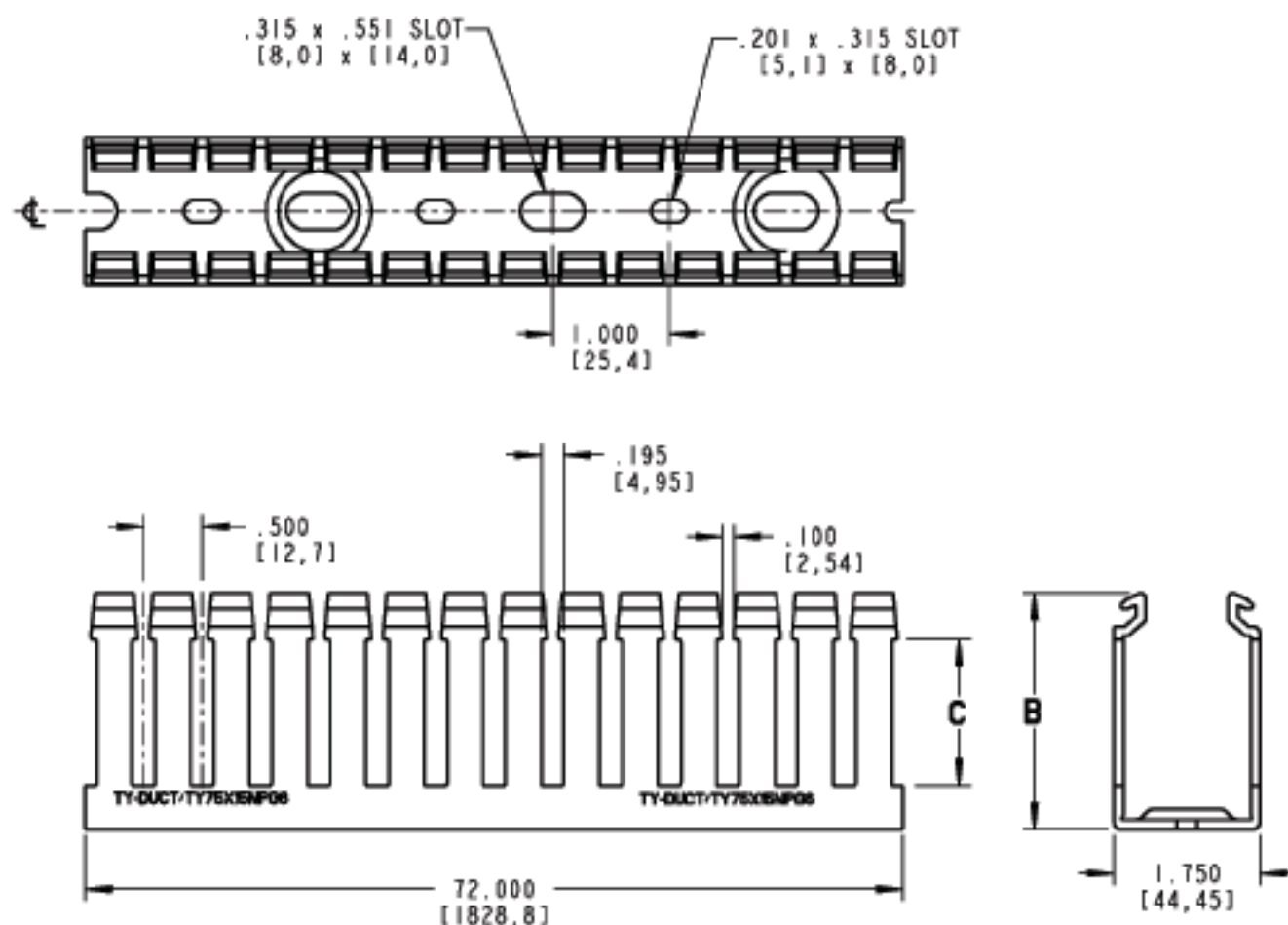
1 OF 7

REV. NO:

3

DRAWING NO:

WSD-000181



CATALOG NO.	B (HEIGHT)	C	RETENTION FEATURE	COVER CATALOG NO.
TY15X1NP*6	1.025 [26,04]	.430 [10,92]	---	TY15CP*6
TY15X15NP*6	1.500 [38,1]	.830 [21,08]	---	
TY15X2NP*6	2.014 [51,16]	1.249 [31,72]	D	
TY15X3NP*6	3.000 [76,2]	2.175 [55,25]	F	
TY15X4NP*6	4.317 [109,65]	3.487 [88,57]	F	

* = COLOR CODE

B = BLACK G = GRAY I = INTRINSIC BLUE W = WHITE

Thomas & Betts

DESCRIPTION:

NARROW SLOT WIRING DUCT

SHEET NO:

3 OF 7

REV. NO:

3

DRAWING NO:

WSD-000181


Ty-Duct™ and Accessories

Overview

Ty-Duct™ — The versatile configurations you need for routing and concealing wiring!

Thomas & Betts' innovative new Ty-Duct™ products offer a total solution for routing and concealing wiring in control panels. Many different sizes are available to accommodate anything from the smallest wallmount panel to the larger integrated systems!

Here are some of the impressive features incorporated into all of our wiring duct solutions.



Ty-Duct Features



- Available in Solid, Wide Slot, Narrow Slot, and Round Hole versions to meet your capacity and flexibility needs
- Widths from .75" to 6" and depths from 1" to 5"
- Optional adhesive back for quick, hassle-free installation
- Complete selection of accessories and tools for installation
- Lead-free construction
- Lightweight Halogen-free unit available for Wide Slot Wiring Duct




Ty-Duct Certifications

- UL Recognized Continuous-Use Temperature — 122° F (50° C)
- UL 94 Flammability — Rating of V-0
- Conforms with NFPA 79-2002 Section 14.3.1 Requirement for Flame Retardant Material
- CE compliant for European shipping
- CSA Certified
- RoHS Compliant



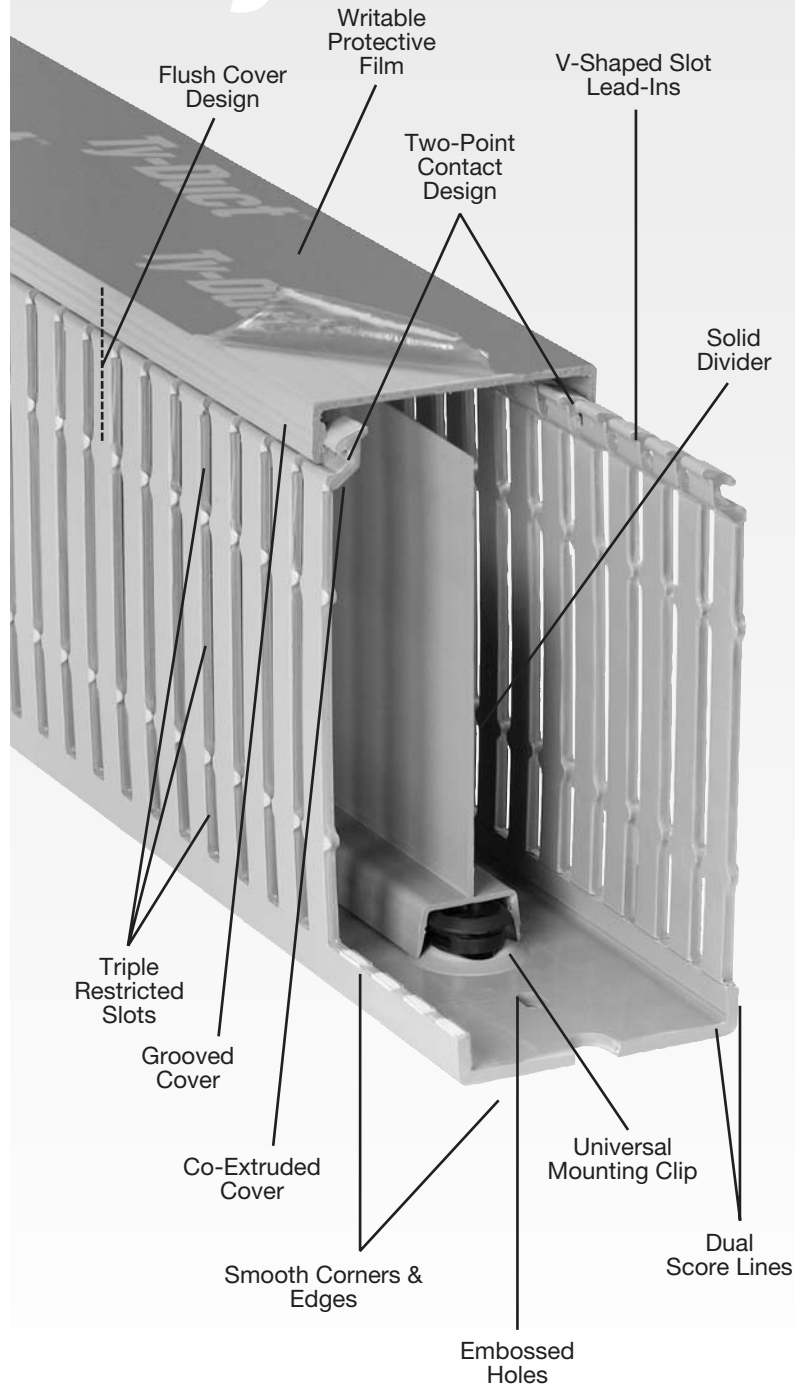
Available in 4 Colors



Ty-Duct™ and Accessories

Overview

Ty-Duct™



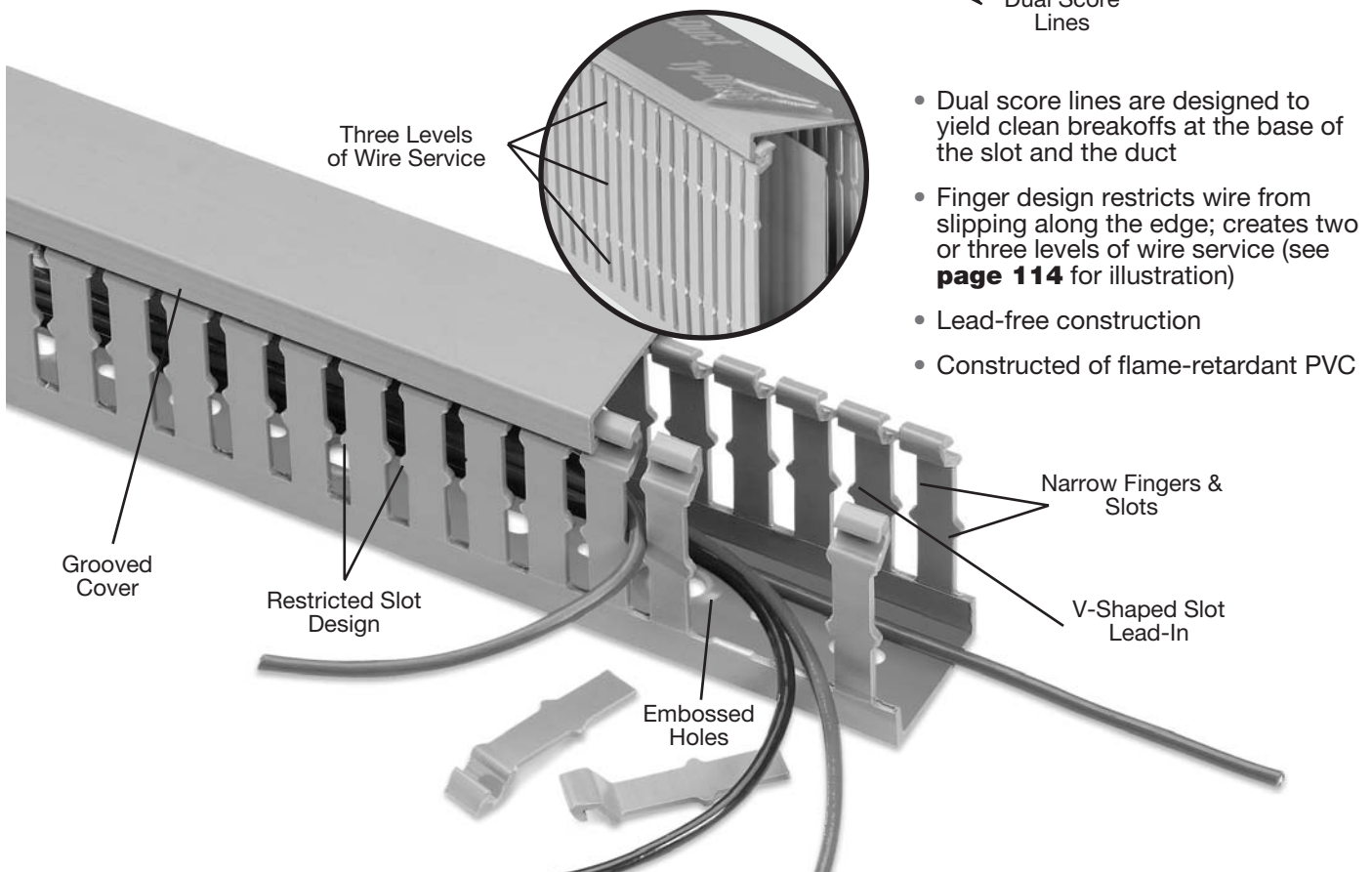
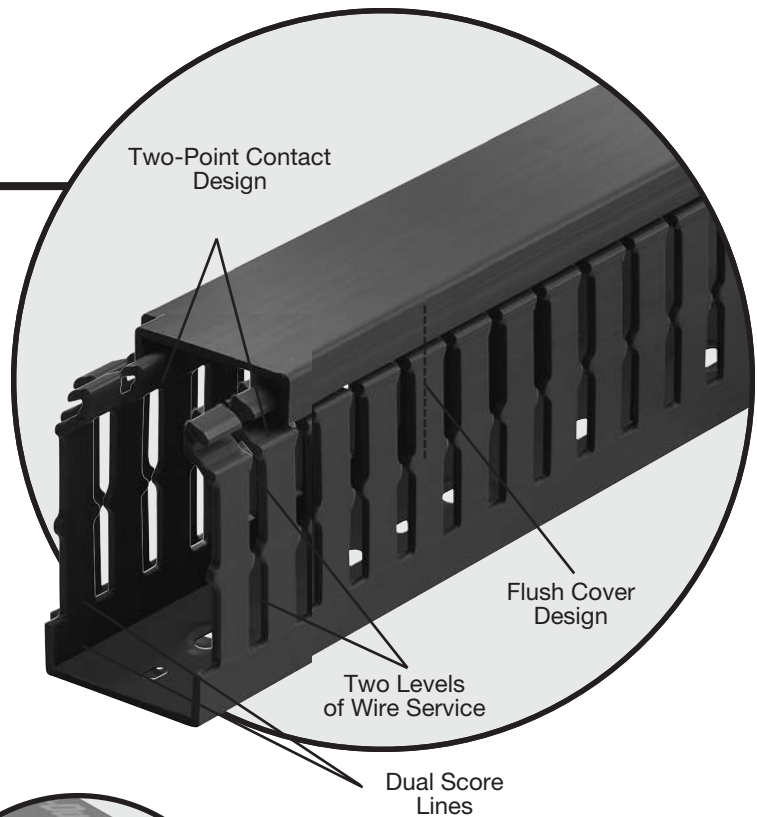
Ty-Duct™ Advantages

- **Two-point contact** design enables the cover to be easily installed in the right place with less force
- **Co-extruded cover** ensures the cover will stay in place and will not slip once installed
- **Smooth corners and edges** will not damage or disfigure wires
- **Flush cover design** enables greater capacity and sits flush with duct side wall
- **Triple restricted slots** speed installation while enabling better wire retaining in duct
- **Dual score lines** — Upper score line allows fingers to be broken out without tools and the lower score line allows side wall sections to be removed easily
- **V-shaped slot lead-in** funnels wires into slot for easier wire insertion
- **Staggered mounting hole pattern** (larger widths)
- **Universal Mounting Clip** secures into the base to perform several tasks:
 - Enables divider to be snapped into base
 - Slots in the Universal Mounting Clip allow cable ties to pass through to hold wire bundles in place
 - 2 slot sizes on Universal Mounting Clip accommodate traditional nylon cable ties or hook and loop fasteners
- **Slotted and Solid Divider** accommodates various wiring applications
- **Grooved cover** provides better grip for removal and placement of cover onto base
- **Writable protective film** on covers protects from work site scratches and scuffs and enables temporary marking or labeling
- **Embossed holes** enable Universal Mounting Clips to be installed, even after the duct has been riveted to the panel
- **PVC construction** is excellent for flame retardancy
- **North American and DIN standard mounting holes**

Designed to fit the spacing of high-density terminal blocks!

Narrow Slot Wiring Duct

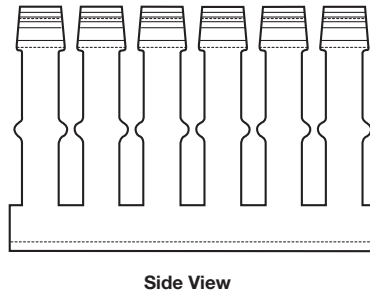
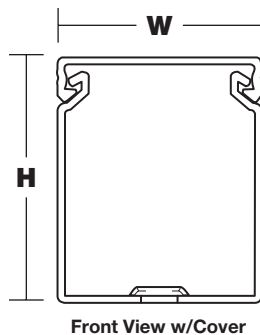
- Smaller, higher number of fingers for more concise harnessing
- Non-slip cover does not slide easily and resists vibration
- Rounded edges keep hands and wires free of abrasion
- V-shaped slot lead-in enables easier and faster wire installation
- Restricted slot design makes sure that wires are held with or without the cover inserted
- Flush cover attaches flush with sidewall for finished look
- Versatile North American and DIN Standard mounting holes enable same duct for multiple applications



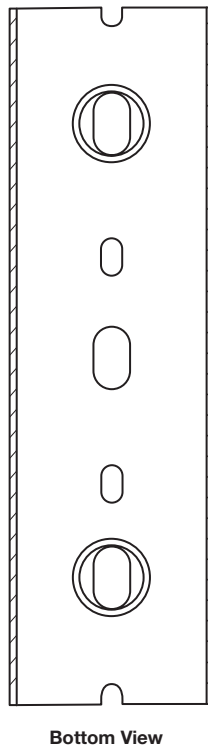
- Dual score lines are designed to yield clean breakoffs at the base of the slot and the duct
- Finger design restricts wire from slipping along the edge; creates two or three levels of wire service (see **page 114** for illustration)
- Lead-free construction
- Constructed of flame-retardant PVC

Ty-Duct™

Narrow Slot Wiring Duct



For a complete listing of Narrow Slot dimensional details see page 114.



CAT. NO.	DESCRIPTION	SIZE (W x H) IN.	MM	COVER CAT. NO.	DUCT STD. CTN. QTY	COVER STD. CTN. QTY	LENGTH (FT.)
TY75X15NP [_] 6	.75 x 1.5 Narrow Slot Duct	0.94 x 1.60	23.9 x 40.6	TY75CP [_] 6	120	120	6
TY1X1NP [_] 6	1 x 1 Narrow Slot Duct	1.25 x 1.14	31.8 x 29.0		120		
TY1X15NP [_] 6	1 x 1.5 Narrow Slot Duct	1.25 x 1.60	31.8 x 40.6		120		
TY1X2NP [_] 6	1 x 2 Narrow Slot Duct	1.25 x 2.10	31.8 x 53.3	TY1CP [_] 6	120	120	6
TY1X3NP [_] 6	1 x 3 Narrow Slot Duct	1.25 x 3.05	31.8 x 77.5		120		
TY1X4NP [_] 6	1 x 4 Narrow Slot Duct	1.25 x 4.37	31.8 x 111.0		60		
TY15X1NP [_] 6	1.5 x 1 Narrow Slot Duct	1.75 x 1.14	44.5 x 29.0		120		
TY15X15NP [_] 6	1.5 x 1.5 Narrow Slot Duct	1.75 x 1.60	44.5 x 40.6		120		
TY15X2NP [_] 6	1.5 x 2 Narrow Slot Duct	1.75 x 2.10	44.5 x 53.3	TY15CP [_] 6	120	120	6
TY15X3NP [_] 6	1.5 x 3 Narrow Slot Duct	1.75 x 3.05	44.5 x 77.5		120		
TY15X4NP [_] 6	1.5 x 4 Narrow Slot Duct	1.75 x 4.37	44.5 x 111.0		60		
TY2X1NP [_] 6	2 x 1 Narrow Slot Duct	2.25 x 1.24	57.2 x 31.5		120		
TY2X15NP [_] 6	2 x 1.5 Narrow Slot Duct	2.25 x 1.70	57.2 x 43.2		120		
TY2X2NP [_] 6	2 x 2 Narrow Slot Duct	2.25 x 2.19	57.2 x 55.6	TY2CP [_] 6	120	120	6
TY2X3NP [_] 6	2 x 3 Narrow Slot Duct	2.25 x 3.14	57.2 x 79.8		60		
TY2X4NP [_] 6	2 x 4 Narrow Slot Duct	2.25 x 4.46	57.2 x 113.3		60		
TY2X5NP [_] 6	2 x 5 Narrow Slot Duct	2.25 x 5.15	57.2 x 130.8		60		
TY25X2NP [_] 6	2.5 x 2 Narrow Slot Duct	2.75 x 2.19	69.9 x 55.6		120		
TY25X3NP [_] 6	2.5 x 3 Narrow Slot Duct	2.75 x 3.14	69.9 x 79.8	TY25CP [_] 6	60	120	6
TY25X4NP [_] 6	2.5 x 4 Narrow Slot Duct	2.75 x 4.46	69.9 x 113.3		60		
TY3X1NP [_] 6	3 x 1 Narrow Slot Duct	3.25 x 1.24	82.6 x 31.5		120		
TY3X2NP [_] 6	3 x 2 Narrow Slot Duct	3.25 x 2.19	82.6 x 55.6		60		
TY3X3NP [_] 6	3 x 3 Narrow Slot Duct	3.25 x 3.14	82.6 x 79.8	TY3CP [_] 6	60	120	6
TY3X4NP [_] 6	3 x 4 Narrow Slot Duct	3.25 x 4.46	82.6 x 113.3		60		
TY3X5NP [_] 6	3 x 5 Narrow Slot Duct	3.25 x 5.15	82.6 x 130.8		60		
TY4X2NP [_] 6	4 x 2 Narrow Slot Duct	4.25 x 2.19	108.0 x 55.6		60		
TY4X3NP [_] 6	4 x 3 Narrow Slot Duct	4.25 x 3.14	108.0 x 79.8	TY4CP [_] 6	60	120	6
TY4X4NP [_] 6	4 x 4 Narrow Slot Duct	4.25 x 4.46	108.0 x 113.3		30		
TY4X5NP [_] 6	4 x 5 Narrow Slot Duct	4.25 x 5.15	108.0 x 130.8		30		
TY6X4NP [_] 6	6 x 4 Narrow Slot Duct	6.25 x 4.46	158.8 x 113.3	TY6CP [_] 6	30	60	6

[_] = space for color identifier:

G = Gray

W = White

B = Black

I = Intrinsic Blue

Standard lengths are 6 feet.

Catalog Number must be completed by adding suffix G for Gray, W for White, I for Intrinsic Blue, B for Black.

Example: TY75X15NPB6 a .75" x 1.5" narrow slot black duct.

To order duct without mounting holes, add suffix NM to catalog number.

Example: TY75X15NPB6NM a .75" x 1.5" narrow slot black duct with no mounting holes.

To order Adhesive-Backed Duct, add suffix A to Catalog Number.

Example: TY75X15NPB6A a .75" x 1.5" narrow slot black duct with adhesive backing. Shelf life for adhesive is 1 year.

PVC vinyl duct is UL® Recognized CSA Certified and CE Compliant.

Properties of Materials Used in Wiring Duct

Property	Units	ASTM Test	PVC	Halogen Free
Specific Gravity		D792	1.43	1.10
IZOD	ft.-lb./in.	D256	2	5.0
Flexural Strength	psi	D790	10,900	12,800
Flexural Modulus	psi	D790	382,000	360,000
Tensile Strength	psi	D638	5,500	7,800
Compressive Strength	psi	D695	8,600	16,000
Water Absorption	24 hrs.-%	D570	0.10	0.07
Hardness	Rockwell Duro D	D785 D676	R-111 78	R-115
Dielectric Strength 60Hz, 25° C,	vpm	D149		400
Dielectric Constant 60Hz, Dry 1MHz, Dry		D150	1.9	2.65 2.64
Volume Resistivity	ohm-cm	D257		1017
Heat Deflecting (° F@ 264 psi)	° F	D648	158	212
Flammability			94 V-O	94 V-1

The above information is believed reliable. The user should, however, check the applicable specifications to verify values.

Rigid Polyvinyl Chloride (PVC)

- General-purpose material for indoor applications
- UL flammability rating of V-0
- UL94 recognized for use in temperatures up to 50° C (122° F)
- Economical wiring duct material

Halogen Free

- For use in halogen-free or high-temperature applications
- UL flammability rating of V-1
- UL94 recognized for use in temperatures up to 95° C (203° F)
- 20% lighter than PVC