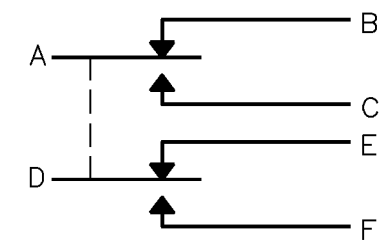


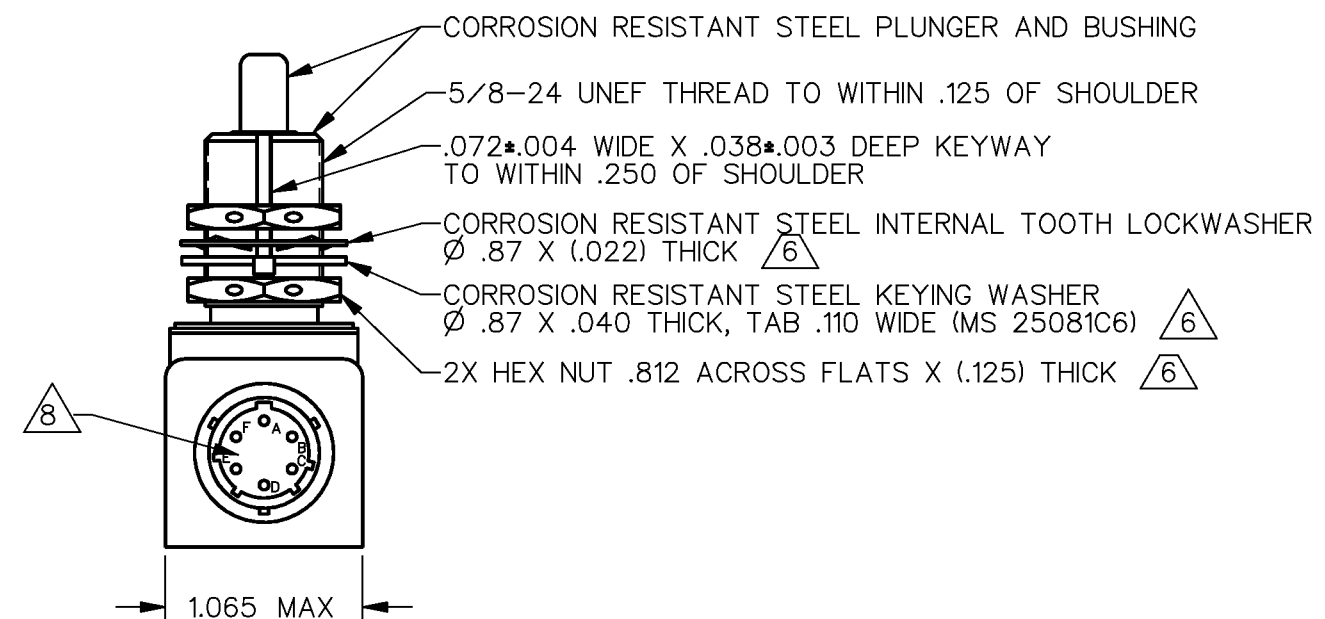
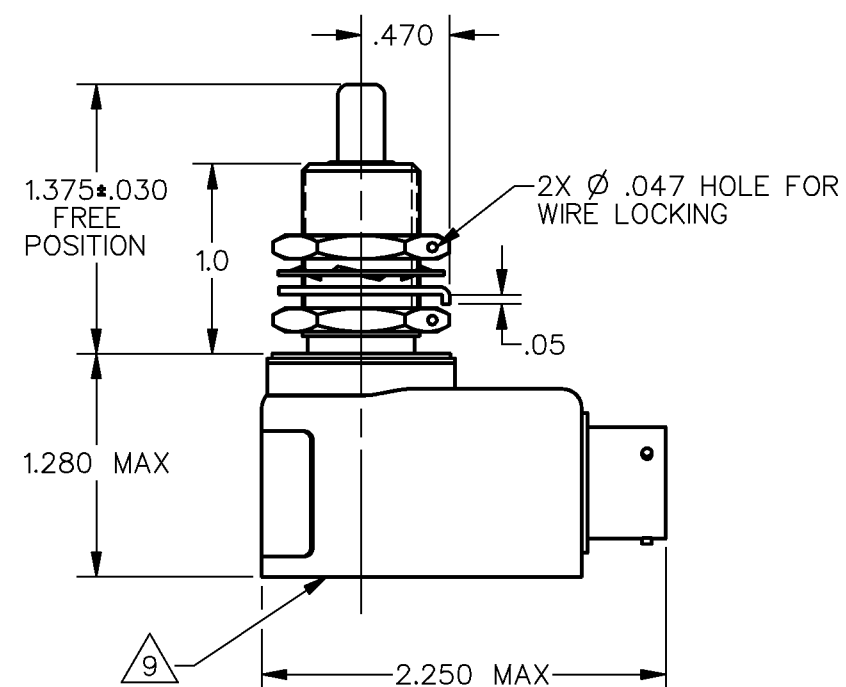
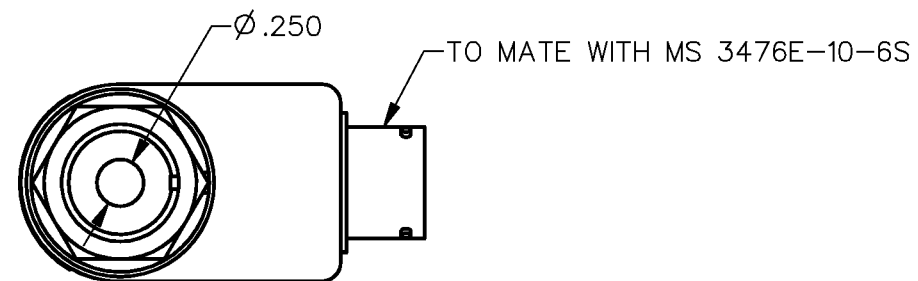
FED. MFG. CODE 91929

CATALOG LISTING  
1HE44-R

CATALOG LISTING  
1HE44-R



### CIRCUIT DIAGRAM

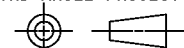


NOTES

- 1 - CORROSION RESISTANT STEEL ENCLOSURE
- 2 - SWITCH SEALED PER MIL-S-8805 SYMBOL 5
- 3 - FOR OPERATION IN TEMPERATURES OF  $-65^{\circ}\text{F}$  TO  $+257^{\circ}\text{F}$
- 4 - COINCIDENCE OF OPERATING AND RELEASING POINTS:  
.010 INCH OF PLUNGER TRAVEL
- 5 - CIRCUIT DIAGRAM AND CATALOG LISTING ARE SHOWN ON NAMEPLATE
- 6 HARDWARE MAY BE PACKAGED UNASSEMBLED PER MIL-S-8805
- 7 - PLUNGER SEAL MATERIAL E.P. RUBBER
- 8 INTERFACIAL SEAL
- 9 LEADS EMBEDDED AND SEALED WITH EPOXY CASTING SEALER

THIS DRAWING COVERS A PROPRIETARY ITEM AND IS THE PROPERTY OF MICRO SWITCH, A DIVISION OF HONEYWELL. THIS DRAWING IS NOT TO BE COPIED OR USED WITHOUT THE APPROVAL OF MICRO SWITCH.

### THIRD ANGLE PROJECTION



SCALE	FULL
-------	------

DO NOT SCALE PRINT

## CHARACTERISTICS

## ELECTRICAL DATA

CONTACT ARRANGEMENT  
2X S P D T

OPERATING FORCE— — — —6-12 LB  
FULL OVERTRAVEL FORCE— —30 LB MAX  
RELEASE FORCE— — — —4 LB MIN  
PRETRAVEL— — — —.040 MAX  
DIFFERENTIAL TRAVEL— —.020 MAX  
OVERTRAVEL— — — —.250 MIN

---

28 VDC

100,000 FT

RES

---

5

---

5

---

MOTOR

---

4

---

4

**UNLESS OTHERWISE SPECIFIED  
TOLERANCES ARE**

ONE PL

TWO PL

### THREE

WEIGHT 6 OZ MAX

ANSI Y14.5M-1982 APPLIES

ISSUE	<b>M</b>	CATALOG LISTING	1HE44-R	PAGE 1 OF 1	RELEASE NO. PR-5613	REPLACES
9						

REVISIONS	
A	CO- 81044B
G J W	
29 SEP 96	

DDM/CAD  
DRAWN

# Mouser Electronics

Authorized Distributor

Click to View Pricing, Inventory, Delivery & Lifecycle Information:

[Honeywell:](#)

[1HE44-R](#)