


## Filter Inductors, High Current, Radial Leded



### ELECTRICAL SPECIFICATIONS

**Inductance:** Measured at 1.0 V with no DC current

**Incremental Current:** 2500 V<sub>RMS</sub> between winding and outer circumference to within 0.250" [6.35 mm] of the insulation sleeve edge

**Operating Temperature:** - 55 °C to + 125 °C (no load),  
- 55 °C to + 75 °C (at full rated current)

### FEATURES

- Printed circuit mounting
- Pre-tinned leads
- Protected by polyolefin tubing - flame retardant UL type VW-1 per MIL-I-23053/5, class 3 requirements
- Compliant to RoHS Directive 2002/95/EC



**RoHS**  
COMPLIANT

### MECHANICAL SPECIFICATIONS

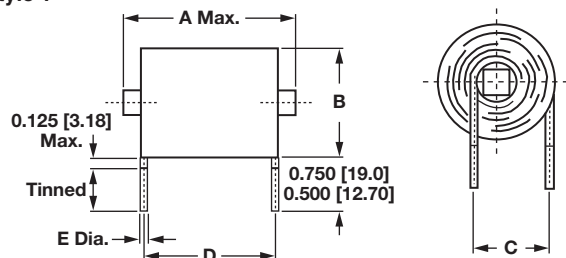
**Terminals:** Extensions of the winding, solder coated

**Core Material:** Iron laminations

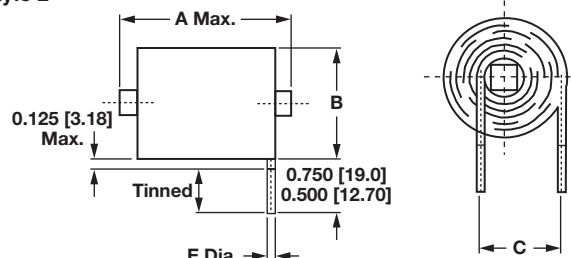
**Encapsulant:** Polyolefin tubing

### DIMENSIONS in inches [millimeters]

Style 1



Style 2



MODEL	STYLE	A (MAX.)	B ± 0.050 [± 1.27]	C ± 0.062 [± 1.57]	D ± 0.062 [± 1.57]	E (DIA.)	TYPICAL WEIGHT (g)
IHV-15-500	1	2.45 [62.23]	1.45 [36.83]	0.980 [24.89]	1.95 [49.53]	0.082 [2.08]	305
IHV-20-200	2	2.45 [62.23]	1.45 [36.83]	0.980 [24.89]	-	0.102 [2.59]	310
IHV-28-60	2	2.45 [62.23]	1.02 [25.91]	0.770 [19.56]	-	0.102 [2.59]	160
IHV-30-150	2	2.45 [62.23]	1.65 [41.91]	1.080 [27.43]	-	0.129 [3.28]	470
IHV-40-39	2	2.45 [62.23]	1.15 [29.21]	0.820 [20.83]	-	0.129 [3.28]	210
IHV-45-92	2	2.55 [64.77]	1.92 [48.77]	1.210 [30.73]	-	0.162 [4.11]	650
IHV-50-50	1	2.55 [64.77]	1.57 [39.88]	1.050 [26.67]	2.10 [53.34]	0.162 [4.11]	420
IHV-60-24	2	2.45 [62.23]	1.27 [32.26]	0.890 [22.61]	-	0.162 [4.11]	270

### STANDARD ELECTRICAL SPECIFICATIONS

MODEL	IND. AT 1 kHz (μH) <sup>(1)</sup>	TOL. (%)	SRF MIN. (MHz)	DCR MAX. (Ω)	RATED DC CURRENT (mA)
IHV-15-500	500	± 10	0.8	0.0500	15 000
IHV-20-200	200	± 10	1.2	0.0210	20 000
IHV-28-60	60	± 10	1.9	0.0085	28 000
IHV-30-150	150	± 10	2.1	0.0130	30 000
IHV-40-39	39	± 10	2.5	0.0048	40 000
IHV-45-92	92	± 10	2.9	0.0075	45 000
IHV-50-50	50	± 10	3.1	0.0045	50 000
IHV-60-24	24	± 10	5.7	0.0025	60 000

#### Note

<sup>(1)</sup> Will not change more than ± 10 % at rated current

**MARKING**

- Vishay Dale
- Model
- Date code

**ORDERING INFORMATION**

<b>IHV-15</b>	<b>500 <math>\mu</math>H</b>	<b><math>\pm 10\%</math></b>	<b>EB</b>	<b>e2</b>
MODEL	INDUCTANCE VALUE	INDUCTANCE TOLERANCE	PACKAGE CODE	JEDEC LEAD (Pb)-FREE STANDARD

**GLOBAL PART NUMBER**

I	H	V	1	5
---	---	---	---	---

MODEL

E	B
---	---

PACKAGE CODE

5	0	0
---	---	---

INDUCTANCE VALUE

**Note**

- See the end of this data book for conversion tables



## Disclaimer

ALL PRODUCT, PRODUCT SPECIFICATIONS AND DATA ARE SUBJECT TO CHANGE WITHOUT NOTICE TO IMPROVE RELIABILITY, FUNCTION OR DESIGN OR OTHERWISE.

Vishay Intertechnology, Inc., its affiliates, agents, and employees, and all persons acting on its or their behalf (collectively, "Vishay"), disclaim any and all liability for any errors, inaccuracies or incompleteness contained in any datasheet or in any other disclosure relating to any product.

Vishay makes no warranty, representation or guarantee regarding the suitability of the products for any particular purpose or the continuing production of any product. To the maximum extent permitted by applicable law, Vishay disclaims (i) any and all liability arising out of the application or use of any product, (ii) any and all liability, including without limitation special, consequential or incidental damages, and (iii) any and all implied warranties, including warranties of fitness for particular purpose, non-infringement and merchantability.

Statements regarding the suitability of products for certain types of applications are based on Vishay's knowledge of typical requirements that are often placed on Vishay products in generic applications. Such statements are not binding statements about the suitability of products for a particular application. It is the customer's responsibility to validate that a particular product with the properties described in the product specification is suitable for use in a particular application. Parameters provided in datasheets and / or specifications may vary in different applications and performance may vary over time. All operating parameters, including typical parameters, must be validated for each customer application by the customer's technical experts. Product specifications do not expand or otherwise modify Vishay's terms and conditions of purchase, including but not limited to the warranty expressed therein.

Except as expressly indicated in writing, Vishay products are not designed for use in medical, life-saving, or life-sustaining applications or for any other application in which the failure of the Vishay product could result in personal injury or death. Customers using or selling Vishay products not expressly indicated for use in such applications do so at their own risk. Please contact authorized Vishay personnel to obtain written terms and conditions regarding products designed for such applications.

No license, express or implied, by estoppel or otherwise, to any intellectual property rights is granted by this document or by any conduct of Vishay. Product names and markings noted herein may be trademarks of their respective owners.