samtec

TIGER IDC™

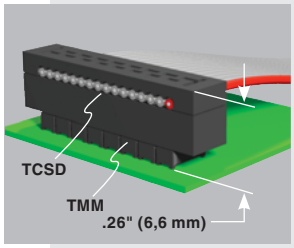

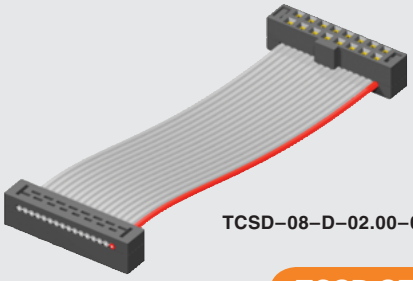

TCSD–08–D–02.00–01–N–R

(2,00 mm) .0787"

TCSD SERIES

TIGER EYE™ IDC SOCKET CABLE

Mates with:
TMM, TMMH, STMM, MMT, TW, MTMM, EHT, ETMM (-SR), ZSTMM

SPECIFICATIONS

For complete specifications see www.samtec.com?TCSD

Insulator Material:
Black Glass Filled Polyester
Contact:
BeCu
Plating:
Au or Sn over 50µ" (1,27 µm) Ni
Wire:
28 AWG 7/36 Stranded, Tinned, Copper with Gray PVC Insulator
Current Rating (TCSD/STMM):
2.8 A per pin
(1 pin powered per row)
Operating Temp Range:
-40°C to +105°C
Lead Size Accepted:
(0,48 mm) .019" to
(0,53 mm) .021"
Contact Resistance:
15 mΩ
Insertion Depth:
(2,87 mm) .113" to
(3,17 mm) .125"
RoHS Compliant:
Yes

RECOGNITIONS

For complete scope of recognitions see www.samtec.com/quality

FILE NO. E111594

ALSO AVAILABLE (MOQ Required)

- Other sizes
- Other platings

Contact Samtec.

POLARIZING KEY

Specify PK-01-07 for polarizing key (Available in wheels of six each). Also polarizes SMM Series socket strips.

Note: TCSD Series assemblies are non-standard, non-returnable.

TYPE STRIP – NO. PINS PER ROW – END OPTION – LENGTH – 01 – PLATING OPTION – N – OTHER OPTION

–04, –05, –06, –07, –08, –10, –12, –13, –15, –17, –20, –22, –25
(Standard sizes)

–"XX.XX"
= Assembled Length

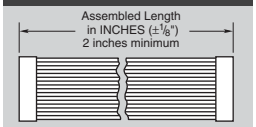

–N
= Notch Polarization

–F = Gold flash on contact

Leave blank for standard plating: 30µ" (0,76 µm) Gold on contact area

–S
= Single End

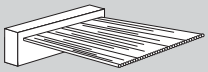

–D
= Double End

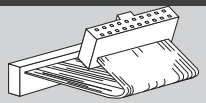

–P "XX"
= Position Polarization

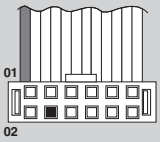

Specify "XX" as position number. Same position will be polarized on both ends.

1

–SR
= Strain Relief

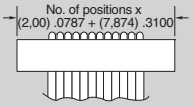

Not available with –O, –M, –R, –DXX or –BXX

TCSD
= Socket Strip

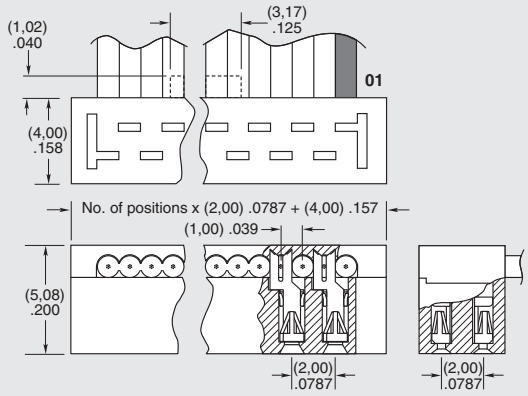

–B "XX"
= Breakout

Specify "XX" as number of conductors to be broken out.

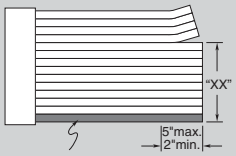

Breakout starts with Number 1 lead indicated by brown wire or red stripe. Shown on top side.

2

–D "XX"
= Daisy Chain

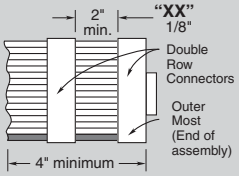

4

–R
= Reversed

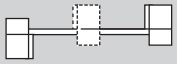

5

EJECTOR HEADERS & LOCKING CLIPS

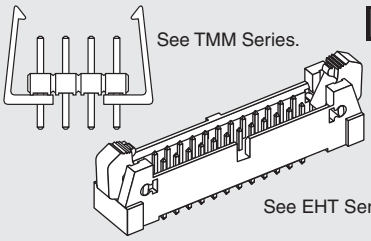

RUGGEDIZED by SAMTEC

- Ejector headers
- Locking clips
- Strain relief option

–RW
= Reverse Wiring

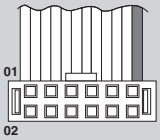

Blue or black wire opposite position #1.

3

–M
= Middle Reverse

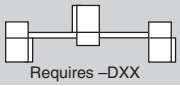

Requires –DXX

5

–O
= Outside Reverse

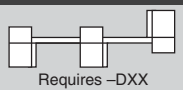

Requires –DXX

5

Due to technical progress, all designs, specifications and components are subject to change without notice.