


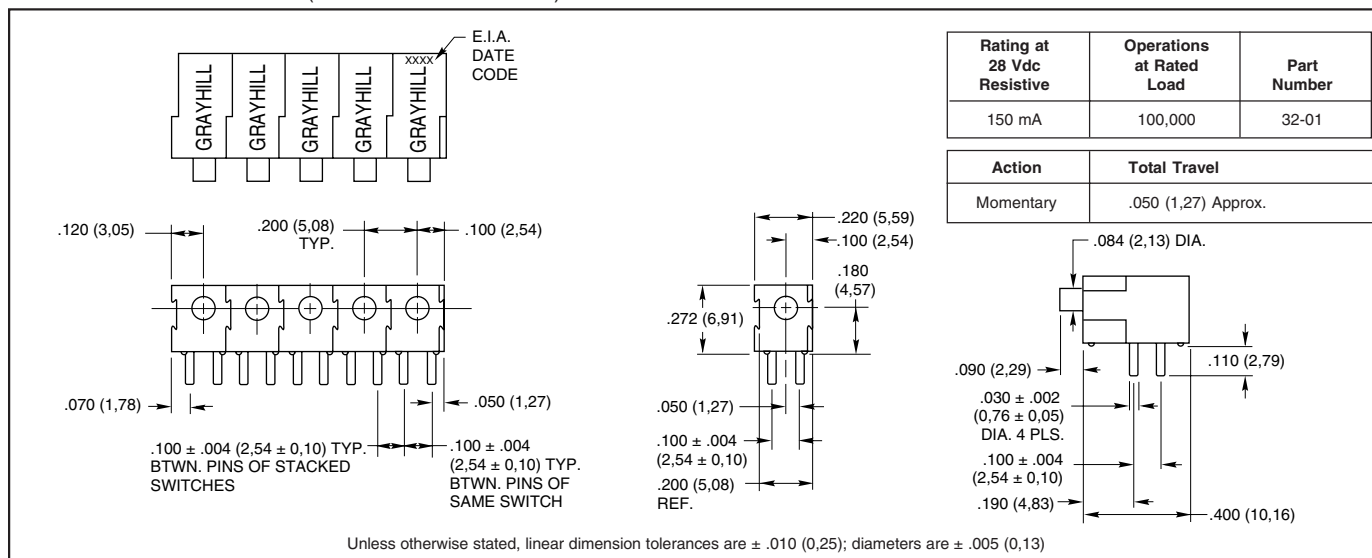
## SERIES 32 SPST and SPDT, Stackable with LED

### FEATURES

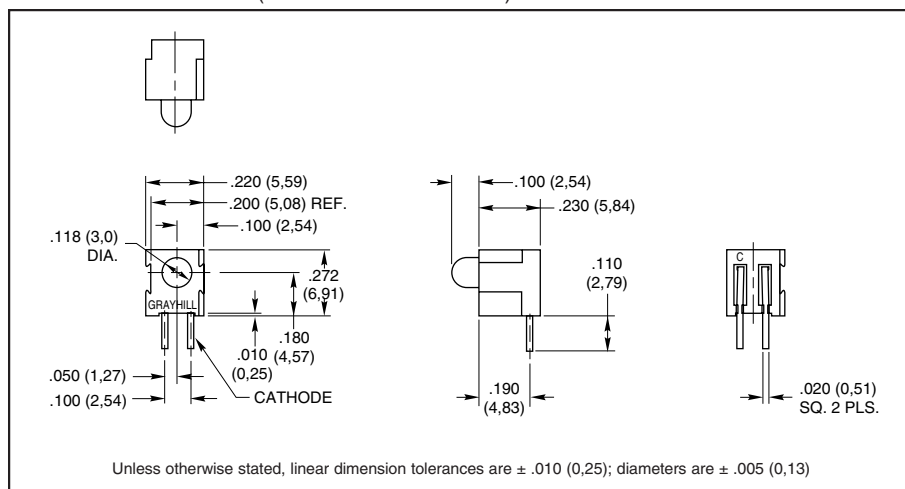
- Stackable, Provides Custom Switch Arrangements
- .200" Centers When Stacked
- SPST–N.O., SPST–N.C. Circuitry in the Same Package
- Process Compatible, Internally Sealed Plunger
- Status/Reset or Press-to-Test Functions with Companion LED



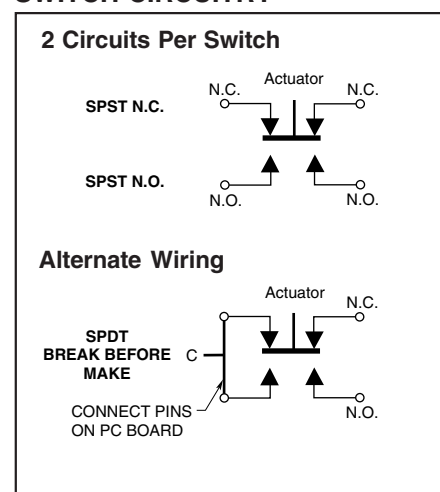
### SWITCH DIMENSIONS (In inches and millimeters)



### LED DIMENSIONS (In inches and millimeters)



### SWITCH CIRCUITRY



## SPECIFICATIONS

### Rating Criteria

**Contact Resistance:** 25 milliohms maximum on a new switch

**Voltage Breakdown:** 1,000 Vac between mutually insulated parts

**Insulation Resistance:** 1,000 megohms minimum

**Switch and LED Operating Temperature:** -40°C to +85°C

### Materials and Finishes

**Switch Base, LED Base, Button and Cover:** Polyester

**Shorting Bar:** Phosphor bronze, gold-plated over nickel

**Switch Terminals:** Brass, gold-plated over nickel

**LED Terminals:** Steel, tin-plated

**Spring:** Tinned Music Wire

### LED Information

Color	MCD*		Viewing Angle
	Min.	Max.	
Red	0.8	5.0	60°
Green	0.8	3.2	60°
Yellow	0.8	3.2	60°

\*MCD = Millicandellas at 2 mA

**Recommended Current:** 2mA

Current limiting resistor is **not** supplied.

## ORDERING INFORMATION: Individual Units

Part Number	Description
<b>32-01</b>	Switch, 10 microinches gold plating, black button, red body
<b>32-02</b>	Switch, 30 microinches gold plating, black button, red body
<b>32LED-RED</b>	Red LED and holder, red body
<b>32LED-GRN</b>	Green LED and holder, red body
<b>32LED-YEL</b>	Yellow LED and holder, red body

Grayhill or your local Distributor will assemble stacks of switches, LEDs or combinations.

## Assemblies of Switches or Switches and LED Combinations

Example Part Number



**Basic switch part number** (see Ordering Information)  
**Number of ganged elements** (2 thru 6)

**Arrangement definition** (left to right, front view)

A = Switch  
R = Red LED  
G = Green LED  
Y = Yellow LED

Example part number describes a stack of 6 elements consisting of two switches, a red LED, a green LED, a switch and a yellow LED. Shorter stacks will have fewer letters in the arrangement definition. Contact Grayhill for stacks of more than six elements.

## Assemblies of LEDs Only

Example Part Number



**Basic identification for LEDs**  
**Number of ganged elements** (2 thru 6)

**Arrangement definition** (left to right, front view)

R = Red LED  
G = Green LED  
Y = Yellow LED

Example part number describes a stack of 3 LEDs, arranged red, yellow and green from left to right. Maximum number of stacked LEDs in this part numbering scheme is six. Contact Grayhill for stacks of more than six elements.

**Available from your local Grayhill Distributor.**

For prices and discounts, contact a local Sales Office, an authorized local Distributor or Grayhill.