



WIREMOLD® Access® 5000 Series Raceway

Aesthetically Pleasing, Nonmetallic, Low-Profile, Multiple Channel Raceway System

Access® 5000 Series Raceway conceals and organizes electrical wiring and low-voltage cabling in low-profile, decorative molding. The dual channels and low-profile device plates of this attractive raceway provide multiple options for power and communications cabling.

Access 5000 Series Raceway also saves time and money because it installs faster and cleaner than conventional in-wall wiring. It's also more energy efficient because walls, vapor barriers and insulation remain intact. And it's a snap to reconfigure when adding wiring or cabling to homes, offices, classrooms or hotels.



Access 5000 Series Raceway installed as baseboard.

FEATURES & BENEFITS

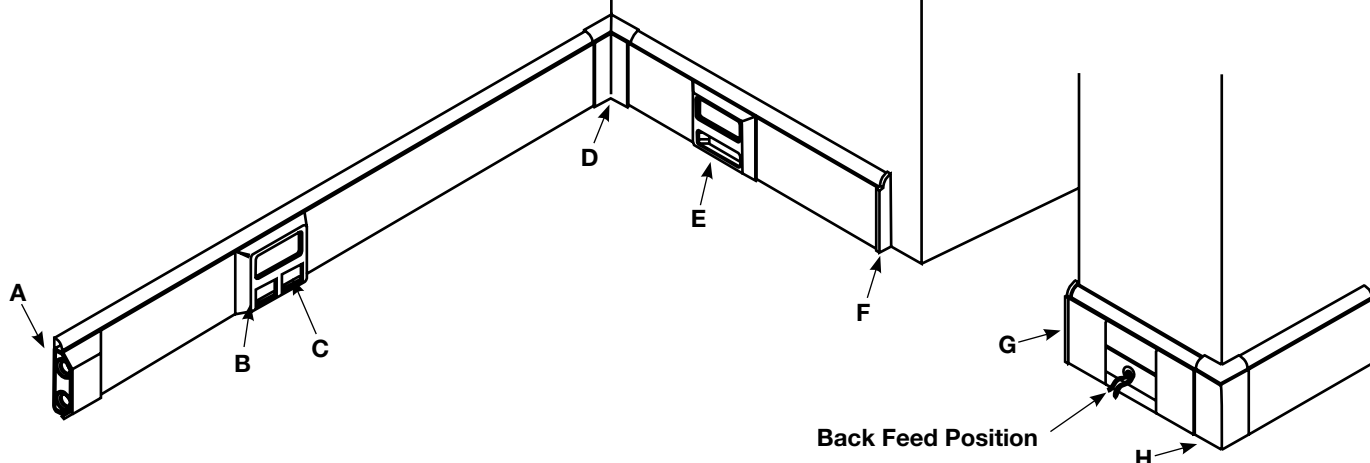
- **Dual channel raceway.** Power and low-voltage can be run in same raceway.
- **Modular device brackets and faceplates.** New and emerging power or communications technologies can be integrated into existing installations reducing overall life cycle costs.
- **Patented safety interlock system on covers.** Offers additional safety for home or high traffic applications.
- **Full line of fittings and accessories.** Fittings snap onto base and overlap to cover seams for quick and easy installation.
- **Eight-foot lengths.** Easy installation by one person with fewer joints to cover. Custom lengths are also available. Consult factory for more information.
- **Low-profile design.** Raceway can be installed as architectural molding to eliminate the need for additional finish work.
- **Aesthetic finish options.** Variety of PVC finishes available to enhance any decor.
- **Durable PVC material.** Lightweight and easy to cut and install. Meets UL flammability requirements and is UL Listed and CSA Approved for up to 600 volts.
- **Datacom connectivity options.** Accepts industry standard and proprietary devices from a wide range of manufacturers to provide a seamless and aesthetically pleasing interface for voice, data, audio, and video applications at the point of use.
- **UL and cUL Listed component raceways.** File E90378 Guide RJTX, Fittings: File E90377 Guide RJYT. Meets Article 386 of NEC and meets Section 12-600 of CEC.

Access 5000 Series Raceway can be installed as baseboard, chair rail or crown molding.



Access 5000 Series Raceway System Layout

NOTE: Illustration is for showing product applications only.



A – 5010A Entrance End Feed
 B – 5007C-2A Deep Device Bracket
 C – 2A Activate Connectivity Insert
 D – 5017B, 5017C Internal Base Elbow,
 Internal Cover Elbow

E – 5007C-1A Device Bracket
 F – 5010R Right End Cap
 G – 5010L Left End Cap
 H – 5018B, 5018C External Base Elbow,
 External Cover Elbow

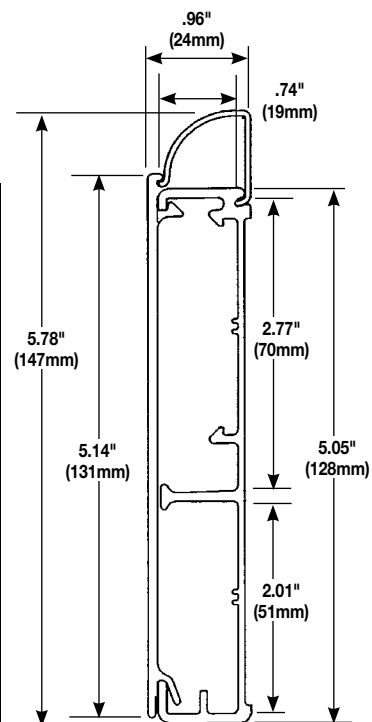
Access 5000 Series Raceway Wire Fill Capacity Charts

ACCESS 5000 RACEWAY WIRE CAPACITIES FOR POWER/TOP COMPARTMENT

WIRE SIZE	THHN, THWN
10 AWG	12
12 AWG	20
14 AWG	24

ACCESS 5000 RACEWAY CABLE FILL CAPACITIES FOR DATA/COMMUNICATION

	CABLE/WIRE SIZE	O.D.		Bottom Compartment		Top Compartment	
		Inches	(mm)	20% Fill	40% Fill	20% Fill	40% Fill
UNSHIELDED TWISTED PAIR	4-pair, 24 AWG Cat 5 UTP	0.220	5.5	7	14	10	20
	4-pair, 24 AWG Cat 3 UTP	0.190	4.8	9	19	13	27
TELEPHONE	2-pair, 24 AWG	0.140	3.5	18	36	25	50
	3-pair, 24 AWG	0.150	3.8	15	31	21	43
	4-pair, 24 AWG	0.190	4.8	9	19	13	27
	25-pair, 24 AWG	0.410	10.3	2	4	2	5
COAXIAL	RG58/U	0.195	4.7	9	18	13	26
	RG59/U	0.242	6.1	6	12	8	16
	RG62/U	0.242	6.1	6	12	8	16
	RG6/U	0.270	6.8	4	9	6	13
TWINAXIAL	100 Ohm	0.330	8.3	3	6	4	9
SHIELDED TWISTED PAIR	TYPE 1	0.390	9.8	2	4	3	6
	TYPE 2	0.465	11.6	1	3	2	4
	TYPE 3	0.245	6.1	5	11	8	16
FIBER OPTIC	Two Strand (Duplex) Multimode, 62.5/125 μ m	0.19	4.8	9	19	13	27



Without Device Plate

* 20% cable fill is calculated to approximate reduction in cable capacity due to connectors mounted within raceway and fittings that may restrict cross sectional area.

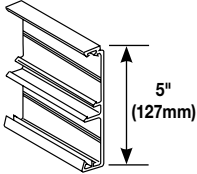
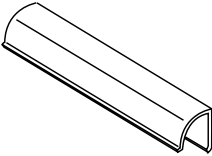
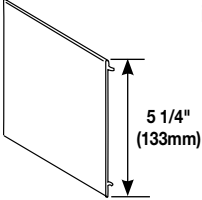
** 40% cable fill is the maximum designed cable fill based on a proposal revision to TIA/EIA-569-A.




PEP
eco
PASS
PORT

Download this product's PEP ecopassport[®] environmental product declaration at www.legrand.us/resources-and-downloads. This declaration conforms with ISO 14025 and 14040 and is in alignment with EN 15804.

Access 5000 Series Raceway Base & Cover

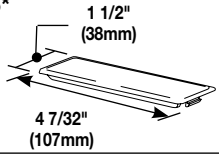
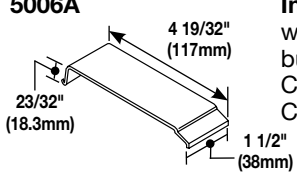
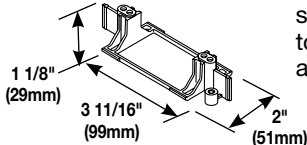
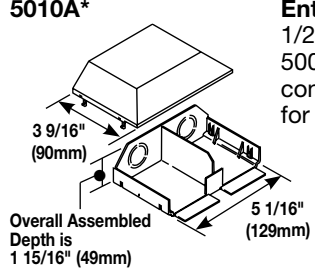
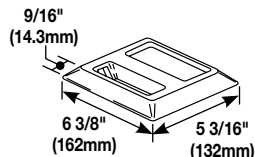
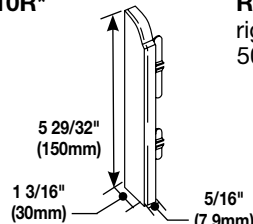
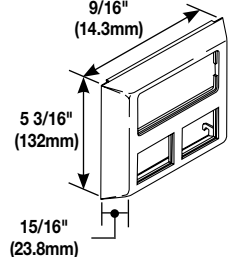
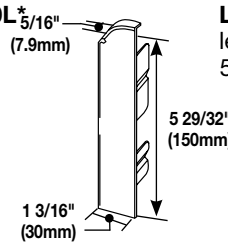
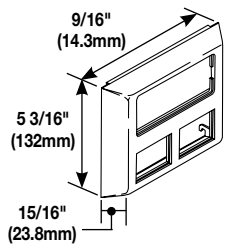
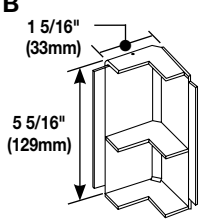
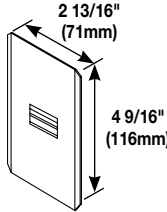
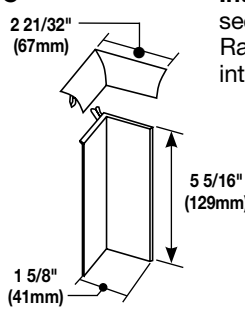
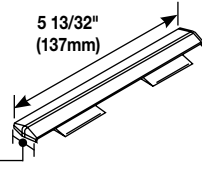
Catalog No./Item	Description/Specifications	Catalog No./Item	Description/Specifications
5000B	 Base – Integral divider forms two channels for power and low-voltage separation. Base supplied in 8' (240m) lengths.	5000T*†	 Quarter Round Trim – Trim covers supplied in 8' (240m) lengths.
5000C*†	 Cover – Covers supplied in 8' (240m) lengths.		

* Add suffix "WH" for white, "BK" for black, and "GY" for gray.



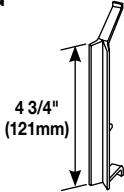
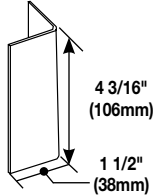
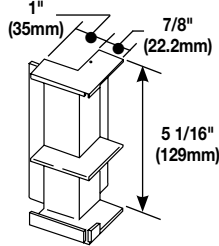
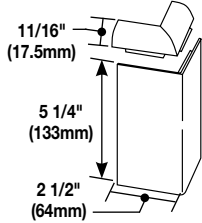
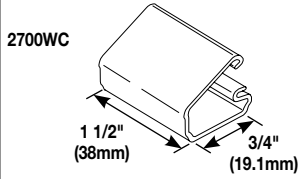
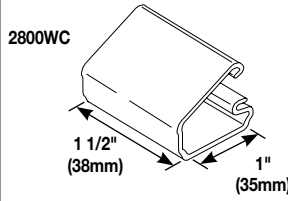
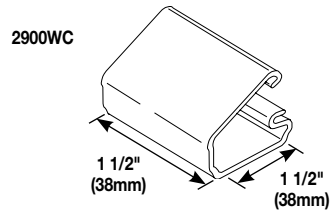
Access 5000 Series Raceway's Base, Cover, and Trim Cover are sold separately and are available in white, black, or gray vinyl finishes.

Access 5000 Series Raceway Fittings


Catalog No./Item	Description/Specifications	Catalog No./Item	Description/Specifications
5005* 	Low-Voltage Blank Plate – Covers entire low-voltage recess in device plate.	5006A 	Internal Wire Guard – Protects wire and cables from gap behind butted sections of 5000C Raceway Cover. Installed when the 5006 Cover Clips are not used.
5007C 	Device Bracket – Mounts standard devices. Snaps into top section of base wherever an outlet is needed.	5010A* 	Entrance End Fitting – Connects 1/2" or 3/4" conduit to Access 5000 Series Raceway. Has one concentric 1/2" or 3/4" KO for each channel.
5007C-1A* 	External Device Cover Plate – Mounts one standard device and up to two voice/data connectors. Accepts 5507 Series Faceplates and Pass & Seymour® Activate Keystone Jacks and Inserts.	5010R* 	Right End Cap – Closes off open right end of run of 5000B Access 5000 Series Raceway Base.
5007C-2AB* 	Deep Device Plate – Mounts deeper devices such as surge protection, GFCI devices, and Pass & Seymour® Activate communications inserts. Accepts 5507 Series Faceplates, 2A size Activate inserts, and Wiremold CM2 Series Open System Communication Modules.	5010L* 	Left End Cap – Closes off open left end of run of 5000B Access 5000 Series Raceway Base.
5007C-2RT* 	Deep Device Plate – Mounts deeper devices such as surge protection, GFCI devices and Ortronics® communications inserts. Accepts 5507 Series Faceplates, Ortronics® Tracjack and Series II Inserts.	5017B 	Internal Base Elbow – Mounts sections of 5000B Access 5000 Series Raceway Base at 90° internal corners.
5001 	Base Coupling – Aligns base sections of Access 5000 Series Raceway.	5017C* 	Internal Cover Elbow – Mounts sections of 5000C Cover and 5000T Raceway Quarter Round Trim at 90° internal corners.
5006* 	Cover Clip – Covers seam between butted sections of 5000C Raceway Cover.		

* Add suffix "WH" for white, "BK" for black, and "GY" for gray finish.

Access 5000 Series Raceway Fittings (continued)

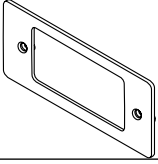
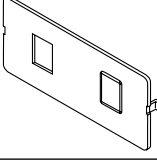
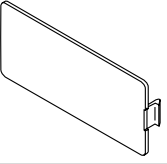
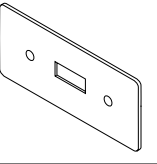
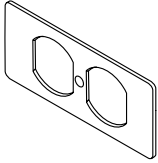
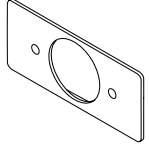
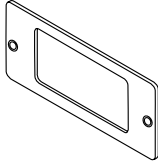
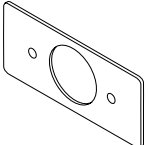
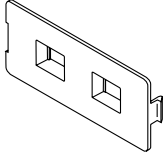
Catalog No./Item	Description/Specifications	Catalog No./Item	Description/Specifications
5017WG 	Internal Elbow Wire Guard – Protects wiring at mitered internal cover; snaps into 5017B Internal Base Elbow. Not needed when 5017C Internal Cover Elbow is used.	5018WG 	External Elbow Wire Guard – Installs at a mitered external elbow joint behind the covers to protect from sharp objects being inserted. Not needed when 5018C external cover elbow is used.
5018B 	External Base Elbow – For mounting 5000B Raceway Base at 90° external corners.	2700WC 2800WC 2900WC Wire Clips – Holds and secures wiring and cabling inside raceway. Mounts with adhesive backing.	
5018C* 	External Cover Elbow – For mounting 5000C Raceway Cover and 5000T Quarter Round Trim at 90° external corners.		 

* Add suffix "WH" for white finish, "BK" for black, and "GY" for gray.



A full line of molded fittings are available.

55507 Series Face Plates

Catalog No./Item	Description/Specifications	Catalog No./Item	Description/Specifications
5507AD	 Modular Furniture Adapter – Mounts Activate modular furniture bezel, and other modular furniture adapters.	5507RJ	 Dual RJ11/RJ45 Connector Faceplate – Mounts one or two RJ Keystone type connectors. Has one opening and a KO for the other.
5507B	 Blank Faceplate – Covers unused compartments in the device bracket.	5507SW	 Switch Faceplate – Covers standard toggle switches.
5507D	 Duplex Faceplate – Covers duplex style devices. Accepts 106 Frame.	5507T1	 Single Receptacle Faceplate – Covers single receptacles – 1.59" (40mm) diameter.
5507R	 Rectangular Faceplate – Covers rectangular style devices.	5507T2	 Single Receptacle Faceplate – Covers single receptacles – 1.41" (35mm) diameter.
5507FRJ	 Flush Dual RJ11/ RJ45 Faceplate – Flush mounts one or two RJ keystone type connectors. Has one opening and a KO for the other.		

NOTE: All faceplates are 4 1/4" x 1 7/8" (108mm x 47mm). Add suffix "WH" for white finish, "BK" for black, and "GY" for gray.



Adding or relocating an outlet is easy with Access 5000 Series Raceway. Wire clips support cables without obstructing access to wiring.

NOTES

NOTES

NOTE: All brand and product names referenced in this document are registered trademarks or trademarks of their respective holders.



NOTE: The paper used to print this document is an environmentally responsible paper with 10% post consumer waste, with FSC and SFI Chain of Custody certifications, Lacey Act compliant. 100% of the electricity used to manufacture Flo sheets is generated with Green-e certified renewable energy.



Electrical Wiring Systems

60 Woodlawn Street
West Hartford, CT 06110
Phone: 1.877.BY.LEGRAND (295-3472)
www.legrand.us

Canada

Phone: 905.738.9195
www.legrand.ca

ED285R10 – Updated June 2018 – For latest specs visit www.legrand.us/wiremold

© Copyright 2018 Legrand All Rights Reserved



Mouser Electronics

Authorized Distributor

Click to View Pricing, Inventory, Delivery & Lifecycle Information:

Wiremold:

[5000B](#) [5000CBK](#) [5000CGY](#) [5000COA](#) [5000CW](#) [5000CWH](#) [5000TBK](#) [5000TGY](#) [5000TOA](#) [5000TW](#) [5000TWH](#)