DRAWING NO.
SE210997

CATALOG NUMBER ⟨5⟩	FIG. NO.	CONDUCTOR RANGE ALUMINUM OR COPPER	BOLT HOLE SIZE	C MAX.	D	E	F	H MAX.	K DIA	L	N	T	RECOMMENDED TIGHTENING TORQUE: IN.LBS N.M ⟨6⟩
K4A29U–4N	1	FOUR: 6 STR. – 250 kcmil	9/16" [M14]	4.06 [103]	3.16 [80]	1.75 [44]	1.75 [44]	1.21 [31]	.56 [14]	4.25 [108]	.63 [16]	.31 [8]	275 (31)
K4A31U–4N	1	FOUR: 6 STR. – 350 kcmil	9/16" [M14]	4.73 [120]	3.00 [76]	1.75 [44]	1.75 [44]	1.39 [35]	.56 [14]	4.50 [114]	.63 [16]	.31 [8]	275 (31)
KK4A36U–4N	2	FOUR: 2 STR. – 600 kcmil	9/16" [M14]	5.04 [128]	3.34 [85]	1.75 [44]	1.75 [44]	1.51 [38]	.56 [14]	5.63 [143]	.63 [16]	.44 [11]	375 (42)
KK4A40U–4N	2	FOUR: 300 – 800 kcmil	9/16" [M14]	6.04 [153]	3.41 [87]	1.75 [44]	1.75 [44]	1.89 [48]	.56 [14]	6.19 [157]	.63 [16]	.56 [14]	375 (42)

REV.	DATE	DESCRIPTION	ECO	BY	C'K'D.
B	11/29/05	MAKE CHANGES TO CAT. NO'S IN TABLE PER M/U. --	11724	RB	JM

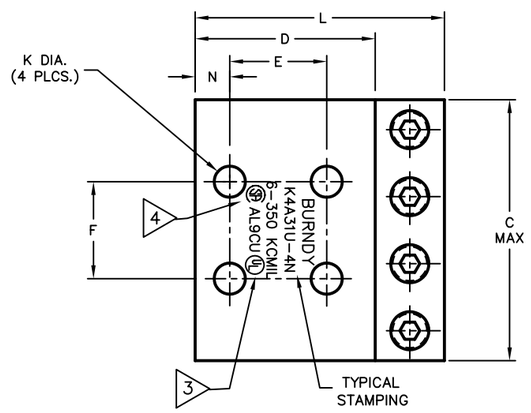

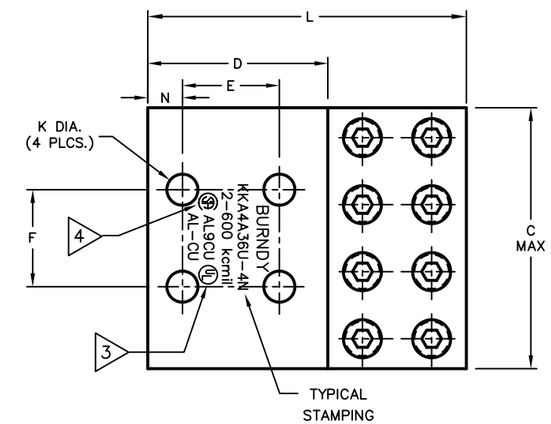

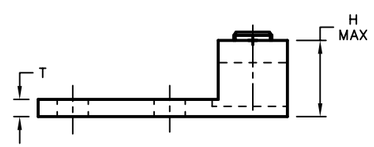

FIG. 1

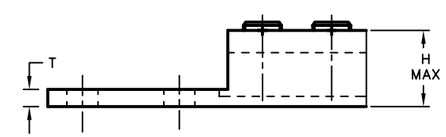

FIG. 2

NOTES:

1. MATERIAL–BODY: ALUMINUM
   SCREW: ALUMINUM
2. FINISH–BODY: TIN PLATED
   SCREW: TIN PLATED

⟨3⟩ CONNECTORS ARE UL LISTED TO UL486B FOR INDICATED CONDUCTOR RANGE.

⟨4⟩ CONNECTORS ARE CSA CERTIFIED TO C22.2, NO. 65 FOR INDICATED CONDUCTOR RANGE.

⟨5⟩ "N" INDICATES NEMA STANDARD STUD HOLES.

⟨6⟩ LISTED TORQUE VALUES ARE FOR MAXIMUM CONDUCTOR SIZES ACCOMMODATED. CONSULT UL486 TABLES 7–4, 7–5, & 7–6 FOR SMALLER CONDUCTOR SIZES.

7. DIMENSIONS IN BRACKETS [ ] ARE IN MILLIMETERS ROUNDED OFF TO THE NEAREST MILLIMETER, UNLESS OTHERWISE NOTED, AND ARE FOR REFERENCE ONLY.

CONNECTOR SIZE	TOLERANCES L
8C – 25	±.09
26 – 34	±.12
35 AND UP	±.15

TO ORDER BURNDY® PRODUCTS CALL 1–800–346–4175
MANCHESTER, NH 03109, USA
FOR PRODUCT INFO = http://www.fciconnect.com

UNIVERSAL TERMINAL

ITEM NO: N/A

CAT NO: K4A–U (TABLE)

SCALE:	N/A	
DRAWN BY:	P LAPONIUS	4/10/97
CHECKER:	J MICHAUD	4/21/97
DSN APPVL:	K MELLO	4/30/97
MFG APPVL:	--	--
QC APPVL:	D VARIO	5/1/97
MKT APPVL:	P WERTHMAN	5/1/97
PROD FAM:	--	
PROJECT #:	--	
DOCUMENT TYPE:	Sales	
REL LEVEL:	AutoCAD	

FCI BURNDY PRODUCTS

DRAWING NO	REV
SE210997	B
SIZE D	SHEET 4 OF 5