C-Grid SL™ Crimp Headers and Housings

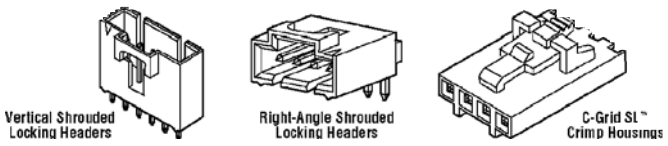

C-GRID SL™ Headers

Surface mount compatible. Single-row. **Available:** Vertical or right-angle. **Rating:** UL94V-0. **Pins:** Gold plated in contact area and tin-lead plated in solder area. **Current:** 3 A. **Temperature:** –40° to +125°C.

Vertical Shrouded Locking Headers

Stock No.	Mfr.'s Type	Pos.	PER PK./10			
			1-9	10-24	25-49	50-Up
863-9967	70543-0001	2	**6.37**	**5.73**	**4.78**	**4.09**
863-9968	70543-0002	3	**7.17**	**6.32**	**5.75**	**5.27**
863-9962	70543-0003	4	**7.84**	**7.06**	**6.42**	**5.88**
863-9971	70543-0004	5	**7.61**	**6.92**	**6.34**	**5.44**
863-9972	70543-0005	6	**8.22**	**7.47**	**6.85**	**5.87**
863-9959	70543-0006	7	**8.81**	**8.01**	**7.34**	**6.29**
863-9982	70543-0007	8	**9.45**	**8.59**	**7.87**	**6.75**
863-9983	70543-0008	9	**10.06**	**9.14**	**8.38**	**7.18**
863-9984	70543-0009	10	**10.69**	**9.72**	**8.91**	**7.64**

Right-Angle Shrouded Locking Headers

863-9952	70553-0001	2	**5.73**	**5.21**	**4.78**	**4.09**
863-9953	70553-0004	5	**7.61**	**6.92**	**6.34**	**5.44**
863-9954	70553-0005	6	**8.22**	**7.47**	**6.85**	**5.87**
863-9955	70553-0006	7	**8.81**	**8.01**	**7.34**	**6.29**
863-9956	70553-0007	8	**9.45**	**8.59**	**7.87**	**6.75**
863-9957	70553-0008	9	**10.06**	**9.14**	**8.38**	**7.18**
863-9958	70553-0009	10	**10.69**	**9.72**	**8.91**	**7.64**

8

C-Grid SL™ Crimp Housings

Single-row 0.100" center locking housings are designed for wire-to-board applications. Anti-entanglement/overstress ribs prevent discrete wires from catching under latch during harness manufacturing and storage. **Housing:** Black glass-filled polyester. **Rating:** UL94V-0. **Temperature:** –40° to +120°C.

863-3258	50-57-9402	2	**2.55**	**2.32**	**2.13**	**1.82**
863-3257	50-57-9403	3	**4.69**	**3.91**	**3.35**	**3.13**
863-3259	50-57-9405	5	**5.08**	**4.62**	**4.23**	**3.63**
863-3254	50-57-9406	6	**5.41**	**4.91**	**4.50**	**3.86**
863-3256	50-57-9408	8	**5.90**	**5.36**	**4.91**	**4.21**
863-3261	50-57-9409	9	**6.53**	**5.93**	**5.44**	**4.66**
863-3262	50-57-9410	10	**6.87**	**6.25**	**5.73**	**4.91**

C-Grid SL™ Hand Crimpers

863-0494. 11-01-0208. 22-24 AWG ..... **EACH 244.52**
863-0495. 11-01-0209. 24-30 AWG ..... **EACH 246.84**

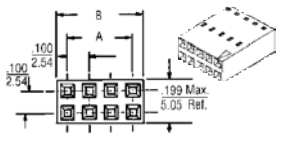

Dual Row Crimp Connector Housing

► **End-to-End and Side-by-Side Stackable on 0.100" Grid**

Stock No.	Mfr.'s Type	No. of Circuits	Dimensions		PER PK./10	
			A	B	1-4	5-9
863-3176	22-55-2041	4	0.100	0.199	**11.17**	**10.06**
863-3175	22-55-2061	6	0.200	0.299	**11.76**	**10.59**
863-3180	22-55-2081	8	0.200	0.399	**12.29**	**11.06**
863-3185	22-55-2101	10	0.400	0.499	**12.87**	**11.59**
863-3177	22-55-2121	12	0.500	0.599	**13.42**	**12.08**
863-3190	22-55-2161	16	0.700	0.799	**14.48**	**13.04**
863-3178	22-55-2141	14	0.600	0.699	**13.99**	**12.59**
863-3179	22-55-2181	18	0.800	0.899	**15.03**	**13.53**
863-3195	22-55-2201	20	0.900	0.999	**26.32**	**23.69**
863-3181	22-55-2221	22	1.000	1.099	**16.14**	**14.52**
863-3182	22-55-2241	24	1.100	1.199	**16.71**	**15.03**
863-3200	22-55-2261	26	1.200	1.299	**29.10**	**26.19**
863-3183	22-55-2301	30	1.400	1.499	**18.36**	**16.52**
863-3215	22-55-2401	40	1.900	1.999	**35.59**	**32.03**
863-3184	22-55-2501	50	2.400	2.499	**23.82**	**21.44**

Single Row Crimp Connector Housing

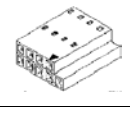

► **"A" Version, Non-Polarized, End-to-End and Side-by-Side Stackable**

Stock No.	Mfr.'s Type	No. of Circuits	PER PK./10	
			1-4	5-9
863-3250	50-57-9002	2	**4.01**	**3.61**
863-3255	50-57-9003	3	**5.19**	**4.67**
863-3260	50-57-9004	4	**5.42**	**4.88**
863-3265	50-57-9005	5	**5.64**	**5.08**
863-3263	50-57-9006	6	**5.64**	**5.08**
863-3270	50-57-9008	8	**4.81**	**4.33**
863-3264	50-57-9009	9	**4.81**	**4.33**
863-3275	50-57-9010	10	**5.42**	**4.88**
863-3280	50-57-9014	14	**7.41**	**6.67**

Dual Row Straight Pin Breakaway Headers

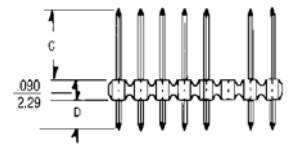

► **Stackable Side-to-Side and End-to-End (on Unbroken Edges)**
► **Easy Breakaway to Smaller Sizes**
► **Standoffs Facilitate Post Solder Cleaning**
► **Drawn 0.025" Square Wire Provides 4-Sided Smooth Surface for Quality Interface**

Mates with female connectors on 0.100" grid. **Single and Dual Row PCB Connectors.** e.g. 70192, 7990. **Single and Dual Row IDT Connectors.** e.g. 70400-A, 70451-A. **Single and Dual Row Crimp Connectors.** e.g. 70068-A, 70450-A. **Ribbon Cable Connectors.** e.g. 40312. **Flat Flexible Connectors.** e.g. 70430-A. **40556 Shunts.** e.g. 7859, 90058.

0.100" — Dimension C = 0.240"

Stock No.	Mfr.'s Type	No. of Circuits	Dimension (In.)	EACH		
			D	1-49	50-99	100-249
863-3071	10-89-1041	4	0.110	**.66**	**.59**	**.49**
863-3075	10-89-1061	6	0.110	**.85**	**.77**	**.64**
863-3080	10-89-1081	8	0.110	**.28**	**.26**	**.23**
863-3085	10-89-1101	10	0.110	**1.20**	**1.08**	**.90**
863-3072	10-89-1121	12	0.110	**1.43**	**1.28**	**1.07**
863-3073	10-89-1141	14	0.110	**1.59**	**1.43**	**1.20**
863-3090	10-89-1161	16	0.110	**1.74**	**1.57**	**1.31**
863-3074	10-89-1181	18	0.110	**1.98**	**1.78**	**1.49**
863-3095	10-89-1201	20	0.110	**2.09**	**1.88**	**1.57**
863-3076	10-89-1221	22	0.110	**2.40**	**2.16**	**1.80**
863-3077	10-89-1241	24	0.110	**2.55**	**2.29**	**1.91**
863-3100	10-89-1261	26	0.110	**2.69**	**2.42**	**2.02**
863-3105	10-89-1301	30	0.110	**3.31**	**2.98**	**2.48**
863-3110	10-89-1341	34	0.110	**3.60**	**3.24**	**2.70**
863-3115	10-89-1401	40	0.110	**4.03**	**3.63**	**3.02**
863-3120	10-89-1501	50	0.110	**5.74**	**5.17**	**4.31**

0.100" — Dimension C = 0.320"

863-3130	10-89-1083	8	0.110	**1.08**	**.97**	**.81**
863-3135	10-89-1103	10	0.110	**1.26**	**1.14**	**.95**
863-3140	10-89-1163	16	0.110	**1.82**	**1.64**	**1.37**
863-3145	10-89-1203	20	0.110	**2.20**	**1.98**	**1.65**
863-3150	10-89-1263	26	0.110	**2.82**	**2.54**	**2.12**
863-3155	10-89-1303	30	0.110	**3.48**	**3.13**	**2.61**
863-3160	10-89-1343	34	0.110	**3.78**	**3.41**	**2.84**
863-3165	10-89-1403	40	0.110	**4.24**	**3.81**	**3.18**
863-3170	10-89-1503	50	0.110	**6.03**	**5.43**	**4.52**

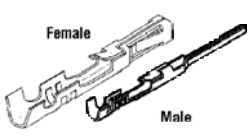

Crimp Terminals and Polarization Pin

► **For Single and Dual Crimp Connector Housings**
► **Terminals Accommodate Wire Ranges 22 and 24, 24-30, and 32-36**
► **Dual Beam, Fully Enclosed Box Contact with Locking Lance**
► **Mates with 0.100" Center Single or Dual-Row Headers or 0.025" Pins**

Female

Stock No.	Mfr.'s Type	Wire Range	Plating	Insulation Max. OD	PER PK./100
863-9969	16-02-0102	22-24	3	0.064	**10.30**
863-3225	16-02-0104	22-24	1	0.064	**12.47**
863-3226	16-02-0103	22-24	2	0.064	**10.40**
863-3230	16-02-0096	24-30	3	0.060	**5.89**
863-3235	16-02-0097	24-30	2	0.060	**9.29**
863-3240	16-02-0098	24-30	1	0.060	**12.47**

Male

863-0106	16-02-0114	22-24	3	0.064	**6.57**
863-0109	16-02-0108	24-30	3	0.060	**5.89**
863-0110	16-02-0115	22-24	2	0.064	**10.88**
863-0113	16-02-0109	24-30	2	0.060	**10.88**

1. 30 µ" min. gold in select area over 50 µ" min. Nickel overall with 75 µ" Tin/Lead in select area. 2. 15 µ" min. Gold in select area over 50 µ" min. Nickel overall with 75 µ" min. Tin/Lead in select area. 3. 150 µ" Tin/Lead over 50 µ" Nickel overall.

Polarization Pin (Universal)
863-3245. Model 15-04-0292 ..... **PER PK./10 .93**

Two Circuit Shunt or Jumper

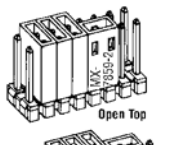

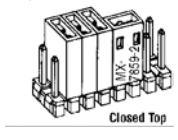

► **Mates with 0.100" Grid Male Connectors: Dual or Single Row Headers — e.g. 8824 and 70343, 0.025" Square and Round Wire Pins — e.g. 4168**
► **Easily Applied — No Soldering**
► **Reliable — No Accidental Disconnects**
► **Low Cost Alternative to DIP Switches**
► **Increases Current Flow and Decreases Resistance vs. DIP Switches**
► **Dual Beam Terminals: 2 Points of Contact Per Pin**
► **Open and Closed Top Versions**
► **Closed Top Prevents Upside Down Mating**
► **Stackable End-to-End and Side-to-Side**

Specifications. Terminal Material: Phosphor Bronze. **Housing:** Glass filled polyester. U.L recognized 94V-0. **Contact Resistance:** 15 milliohms maximum (gold). **Current Rating:** 2 amps at 30°C rise over ambient.

863-3285. 15-29-1024. Open top. 15 µ gold plating ..... **PER PK./10 2.99**
863-3290. 15-29-1025. Closed top. 15 µ gold plating ..... **PER PK./10 2.99**
863-3295. 15-38-1024. Open top. 200 µ tin plating ..... **PER PK./10 1.93**