

## SL1010A Series



### Description

The SL1010A Series Gas Discharge Tube (GDT) offers a compact, three-terminal, surface mount component that's just 5mm in diameter. It is rated for 10 hits ( $\pm 5$  repetitions) of a 5kA 8/20 $\mu$ s surge event with a low off-state capacitance of 1.5pF. Its low arc voltage parameter of 10V reduces thermal accumulation during long-term power fault events.

### Agency Approvals

AGENCY	AGENCY FILE NUMBER
	E128662

### 3 Electrode GDT Graphical Symbol



### Additional Information



**Datasheet**



**Resources**



**Samples**

### Features

- 5mm diameter size
- Low insertion loss
- Fast response time
- Single component balanced protector (T-grd & R-grd)
- High current rating
- Stable performance over lifetime
- Lead-free and RoHS compliant
- UL Recognized

### Applications

- Data lines
- Broadband interfaces such as ADSL2/VDSL2
- xDSL equipment
- Satellite and CATV equipment
- General telecom equipment
- Industrial automation
- Home gateway

### Electrical Characteristics

Part Number	Device Specifications (at 25°C)							Nominal Impulse Discharge Current (x10@8/20μs)	Nominal Impulse Discharge Current (x1@10/350μs)
	DC Breakdown in Volts <sup>1,2,3</sup> (@100V/s)			Impulse Breakdown in Volts <sup>2,3</sup> (@100V/μs)	Impulse Breakdown In Volts <sup>2,3</sup> (@1kV/μs)	Insulation Resistance	Capacitance (@1MHz 0V Bias)	Arc Voltage (on state Voltage) @1Amp Min	
	MIN	TYP	MAX	MAX		MIN	MAX		
SL1010A075	60	75	90	450	600	>1GΩ (at 50VDC)	<1.5 pF	~10 V	5kA
SL1010A090	72	90	108	550	700				
SL1010A170	136	170	204	580	750				
SL1010A230	184	230	276	850	1000				
SL1010A350	280	350	420	650	850				
SL1010A420	335	420	504	800	950				
SL1010A470	376	470	564						

Notes:

1. At delivery AQL 0.65 level II, DIN ISO 2859

2. In ionized mode, tested according to ITU-T Rec. K.12

3. Comparable to the silicon measurement Switching Voltage (Vs)

4. Total current through center electrode at 10kA, through side electrode respectively at 5kA

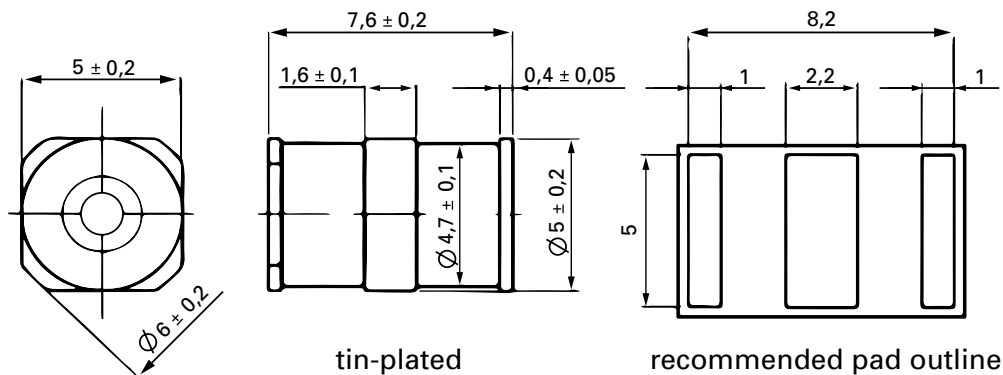
### Product Characteristics

<b>Materials</b>	<b>Construction:</b> Ceramic Insulator	<b>Glow to Arc Transition Current</b>	~1 Amp
	<b>Device Finish:</b> Dull Tin-plated 17.5 +/- 12.5 microns		
<b>Product Marking</b>	Littelfuse 'LF' Mark, voltage and date code	<b>Glow Voltage</b>	~60 Volts
		<b>Storage and Operational Temperature</b>	-40 to +90°C

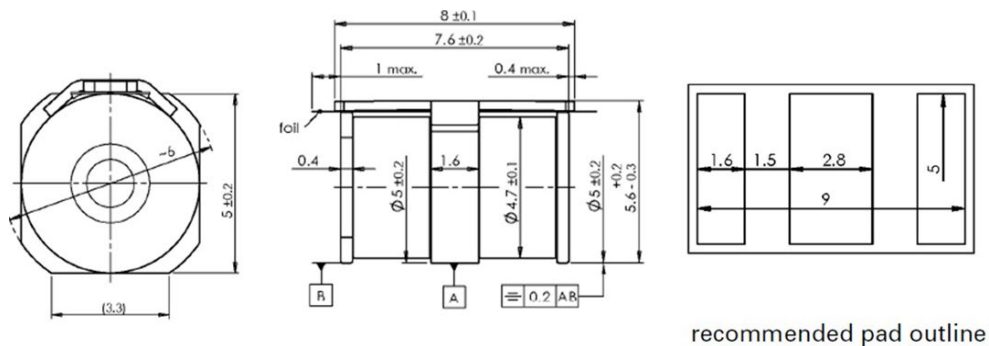
### Device Dimensions

For SL1010A series:

Dimensions are in millimeters [and inches]

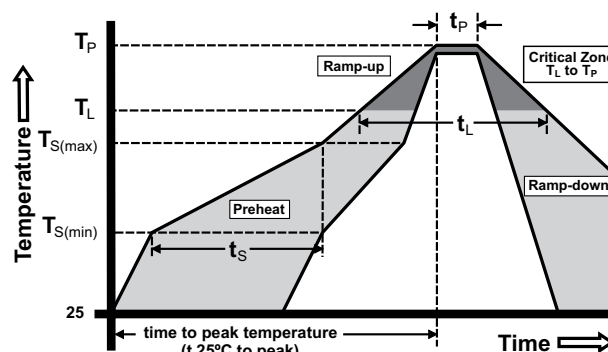


For SL1010A series failsafe version:



### Soldering Parameters - Reflow Soldering (Surface Mount Devices)

Reflow Condition		Pb-free assembly
Pre Heat	- Temperature Min ( $T_{s(min)}$ )	150°C
	- Temperature Max ( $T_{s(max)}$ )	200°C
	- Time (Min to Max) ( $t_s$ )	60 – 180 seconds
Average Ramp-up Rate (Liquidus Temp ( $T_L$ ) to peak)		3°C/second max.
$T_{s(max)}$ to $T_L$ - Ramp-up Rate		5°C/second max.
Reflow	- Temperature ( $T_L$ ) (Liquidus)	217°C
	- Temperature ( $t_L$ )	60 – 150 seconds
Peak Temperature ( $T_p$ )		260 <sup>+0/-5</sup> °C
Time within 5°C of Actual Peak Temperature ( $t_p$ )		10 – 30 seconds
Ramp-down Rate		6°C/second max.
Time 25°C to Peak Temperature ( $T_p$ )		8 minutes max.
Do not exceed		260°C

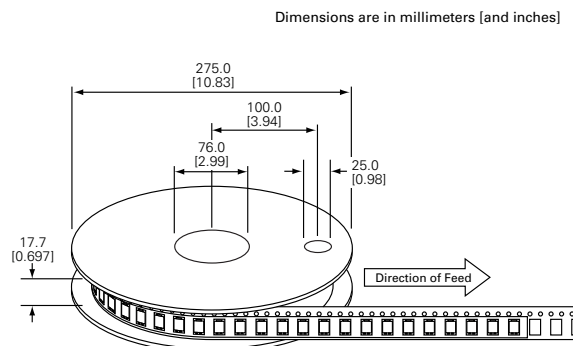
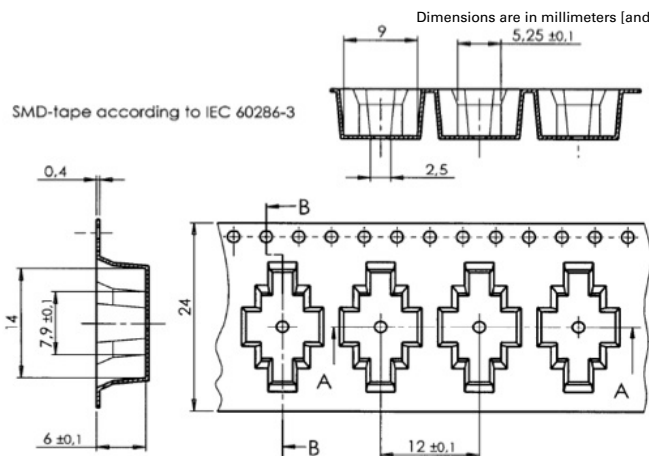


### Soldering Parameters - Hand Soldering

Solder Iron Temperature: 350° C +/- 5°C  
Heating Time: 5 seconds max.

### Packaging

**'SM' Type Surface Mount Items:** Packaged tape and reel carrier, 900 pcs/reel (specifications below)



### Part Numbering System and Ordering Information

**SL1010A XXX XX**

**SL1010A Series**

**Voltage**

**Pin Configuration**

- F** = with Failsafe (Packed in carrier and tape, 900pcs/reel)
- SM** = Surface Mount (Packed in carrier and tape, 900pcs/reel)
- SMF** = Surface Mount with Failsafe (Packed in carrier and tape, 900pcs,

**Disclaimer Notice** - Information furnished is believed to be accurate and reliable. However, users should independently evaluate the suitability of and test each product selected for their own applications. Littelfuse products are not designed for, and may not be used in, all applications. Read complete Disclaimer Notice at: [www.littelfuse.com/disclaimer-electronics](http://www.littelfuse.com/disclaimer-electronics).