

PRELIMINARY
Notice ; This is not a final specification.
some parametric limits are subject to change.

SRS 
everything else is only stereo™

MITSUBISHI SOUND PROCESSOR

M62455P/FP

SRS 3D SOUND PROCESSOR

Simplified SRS 3D Sound Processor

OUTLINE

M62455FP is an SRS 3D sound processor for PC, TV and audio equipment.

This IC has only simplified SRS circuit and packed in a small 14-pin DIP and SOP.

FEATURES

- SRS 3D sound circuit
- SRS on/off function switch included
- Noise level=25μVrms(When SRS on)

APPLICATION

- PC, TV, Mini Stereo, etc

RECOMMENDED OPERATING CONDITION


- Supply voltage range 4.5 ~ 12.0V
- Rated supply voltage 9V

PACKAGE OUTLINE



14Pin DIP

Size:19 mmX6.3mmX2.54mm



14Pin SOP

Size:10.1 mmX5.3mmX1.8mm

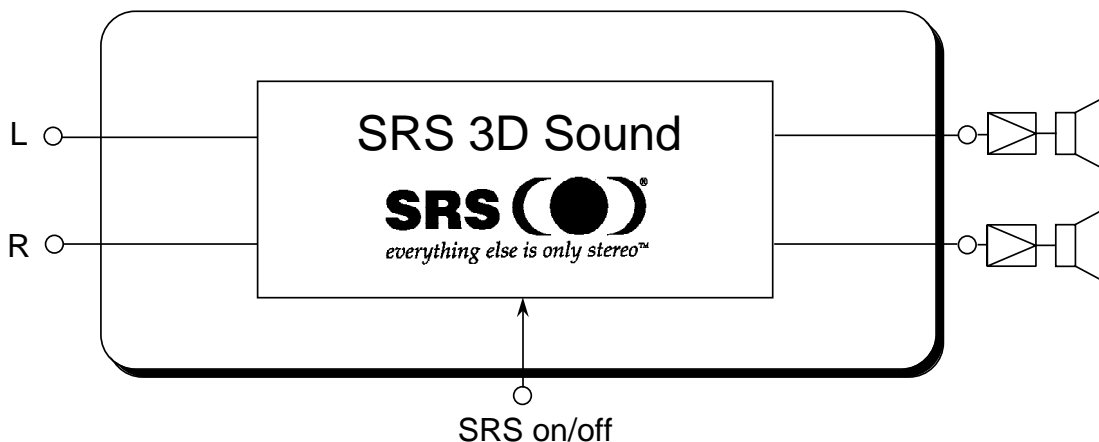
Note !!

SRS,the SRS logo,Sound Retrieval System and "everything else is only stereo" are registered trademarks of SRS Labs, Inc.

This device available only to licensees of SRS Lab,Inc. Licensing and application information may be obtained from SRS Lab, Inc.

Mitsubishi Electric Corporation assumes no responsibility for any damage,or infringement of any third-party's rights, originating in the use of any product data, diagrams, charts or circuit application examples contained in these materials.

SYSTEM BLOCK DIAGRAM



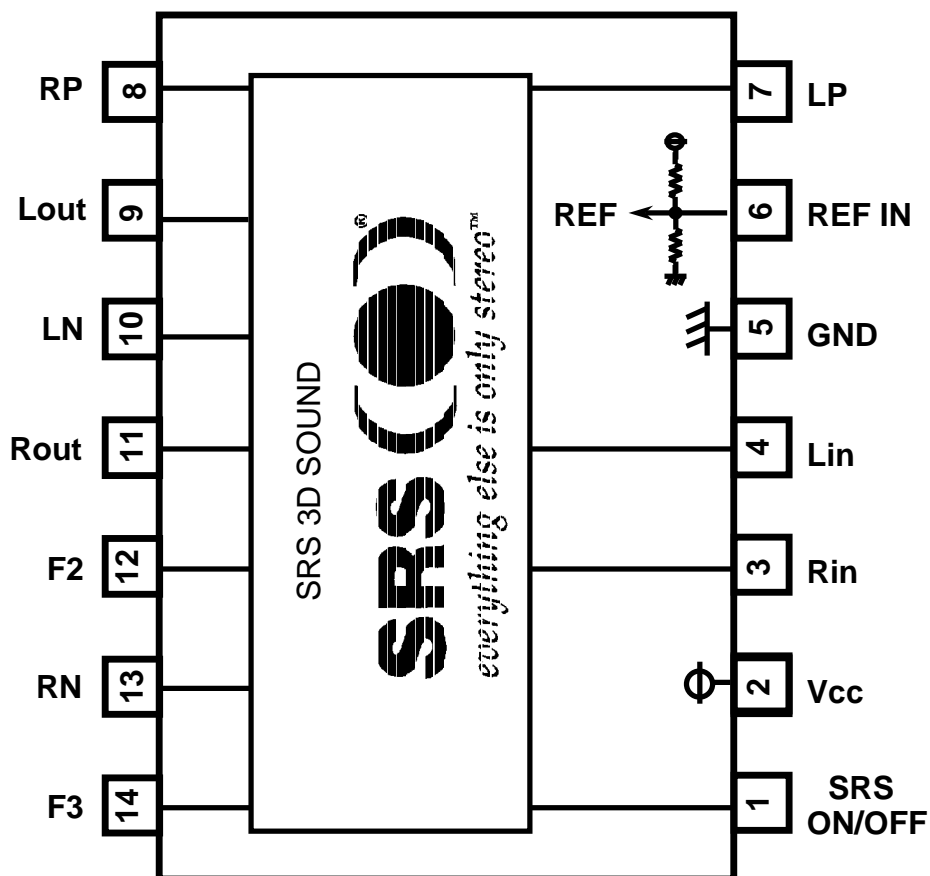
PRELIMINARY
Notice ; This is not a final specification.
some parametric limits are subject to change.

MITSUBISHI SOUND PROCESSOR

M62455P/FP

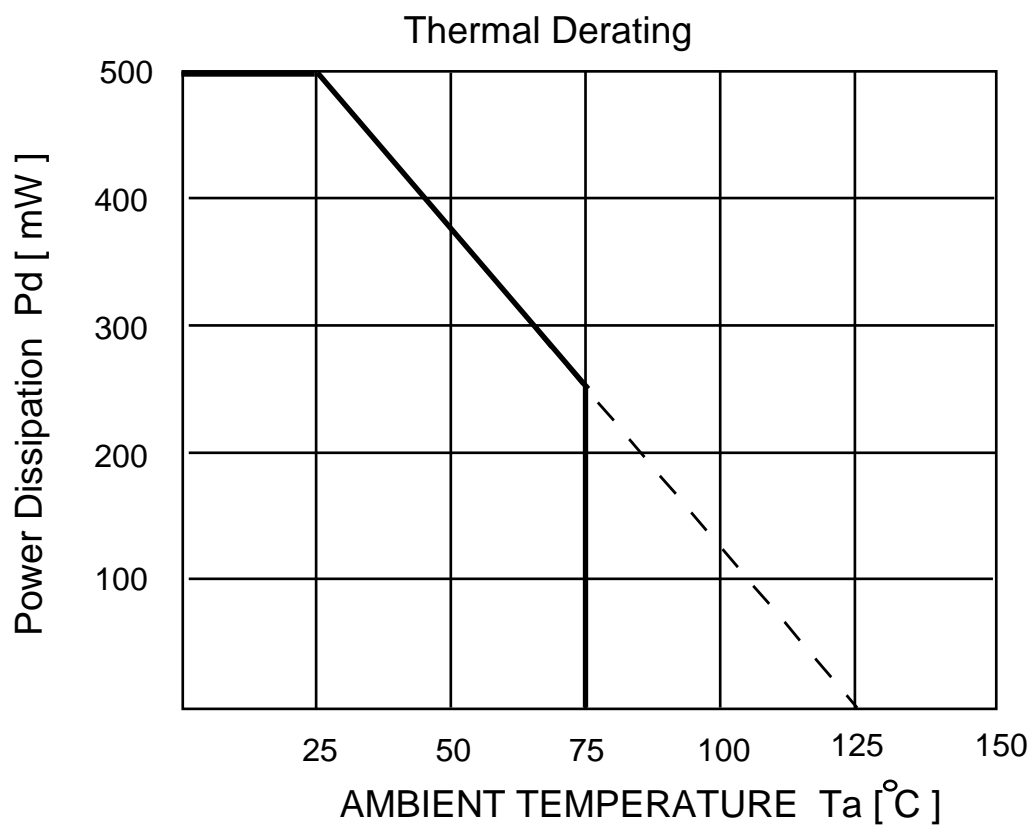
SRS 3D SOUND PROCESSOR

BLOCK DIAGRAM



ABSOLUTE MAXIMUM RATINGS

Symbol	Parameter	Conditions	Ratings	Unit
Vcc	Supply Voltage		13.0	V
Pd	Power Dissipation	Ta<25	500	mW
K _θ	Thermal Derating	Ta>25	5	mW/°C
T _{opr}	Operating Temperature		-20 ~ 75	°C
T _{stg}	Storage Temperature		-40 ~ 125	°C



M62455P/FP

SRS 3D SOUND PROCESSOR

RECOMMENDED OPERATING CONDITION

Symbol	Parameter	Conditions	Min.	Typ.	Max.	Unit
V _{CC}	Supply Voltage		4.5	9.0	12.0	V
V _{IH}	High Level Input Voltage	Pin-1 (SRS on)	2.1	—	V _{DD}	V
V _{IL}	Low Level Input Voltage	Pin-1 (SRS off)	0	—	0.8	V

ELECTRICAL CHARACTERISTICS

(1) Power Supply Characteristics

Symbol	Parameter	Conditions	Min.	Typ.	Max.	Unit
I _{CC}	Circuit Current		—	10	20	mA

(2) -1 Input / Output Characteristics (V_{CC}=9V, T_a=25°C, V_i=500mV_{rms})

Symbol	Parameter	Conditions		Conditions	Limit			Unit
		Input	Output		Min.	Typ.	Max.	
G _{v1}	Input - Output Voltage Gain1	f=1kHz	R _L =10KΩ	SRS off	-3	0	+3	dB
G _{v2}	Input - Output Voltage Gain2	f=1kHz	R _L =10KΩ	SRS on	4.0	7.0	10.0	dB
G _{v3}	Input - Output Voltage Gain3	f=100Hz	R _L =10KΩ	SRS on	8.0	11.0	14.0	dB
G _{v4}	Input - Output Voltage Gain4	f=10KHz	R _L =10KΩ	SRS on	7.0	10.0	13.0	dB
V _{OM}	Maximum Output Voltage	f=1kHz	THD=1% IHF-A filter R _L =10KΩ	SRS on/off	1.8	2.2	—	V _{rms}
THD	Total Harmonic Distortion	f=1kHz V _i =-10dBv	DIN-A filter R _L =10KΩ	SRS off	—	0.01	0.05	%
V _{NO1}	Output Noise Voltage1		IHF-A filter	SRS off	—	5	10	μV _{rms}
V _{NO1}	Output Noise Voltage2		IHF-A filter	SRS on	—	25	60	μV _{rms}

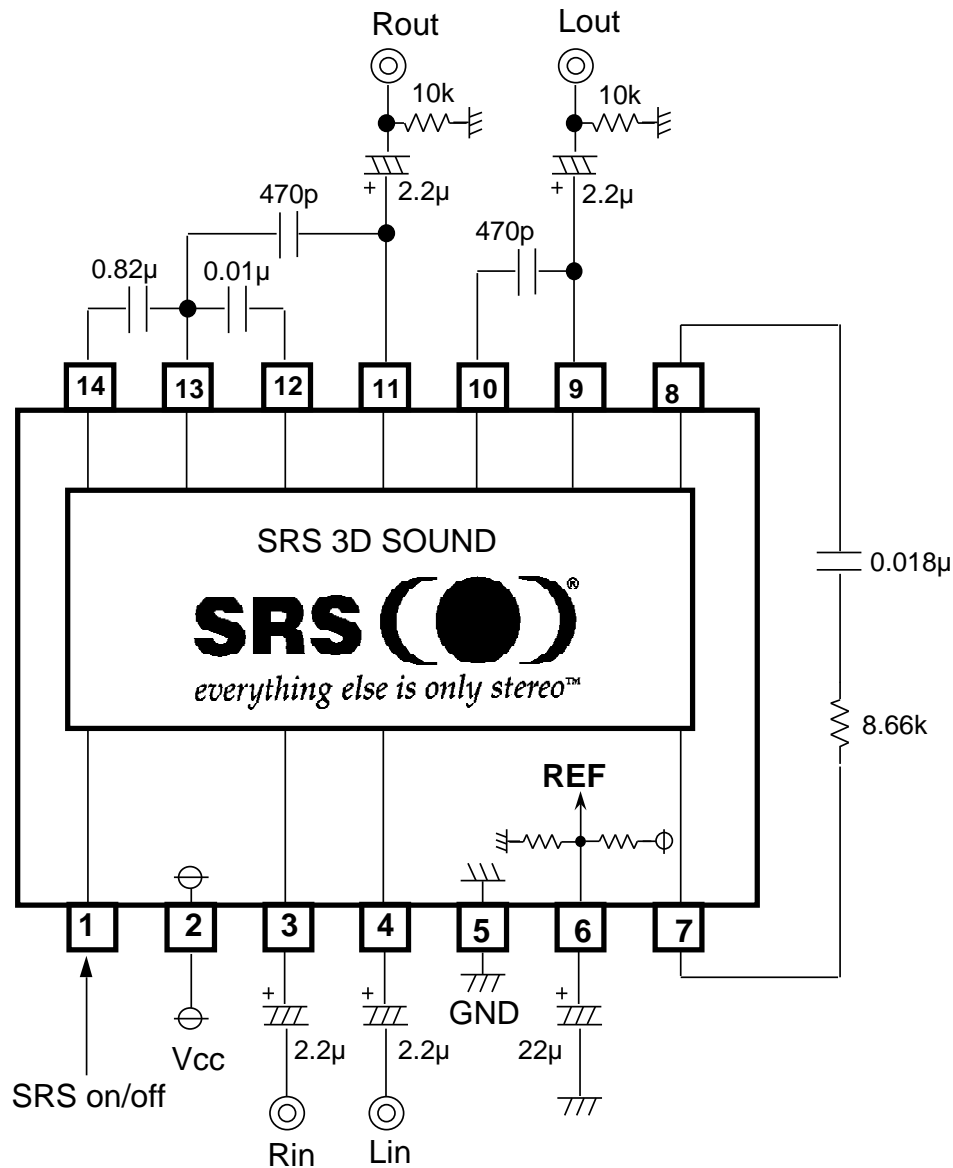
PRELIMINARY
 Notice ; This is not a final specification.
 some parametric limits are subject to change.

MITSUBISHI SOUND PROCESSOR

M62455P/FP

SRS 3D SOUND PROCESSOR

APPLICATION EXAMPLE



Unit R:Ω
 C: F

————— Keep safety first in your circuit designs ! —————

- Mitsubishi Electric Corporation puts the maximum effort into making semiconductor products better and more reliable, but there is always the possibility that trouble may occur with them. Trouble with semiconductors may lead to personal injury, fire or property damage. Remember to give due consideration to safety when making your circuit designs, in order to prevent fires from spreading, redundancy, malfunction or other mishap.

————— Notes regarding these materials —————

- These materials are intended as a reference to assist our customers in the selection of the Mitsubishi semiconductor product best suited to the customer's application; they do not convey any license under any intellectual property rights, or any other rights, belonging to Mitsubishi Electric Corporation or a third party.
- Mitsubishi Electric Corporation assumes no responsibility for any damage, or infringement of any third-party's rights, originating in the use of any product data, diagrams, charts or circuit application examples contained in these materials.
- If these products or technologies are subject to the Japanese export control restrictions, they must be exported under a license from the Japanese government and cannot be imported into a country other than the approved destination.
Any diversion or reexport contrary to the export control laws and regulations of Japan and/or the country of destination is prohibited.

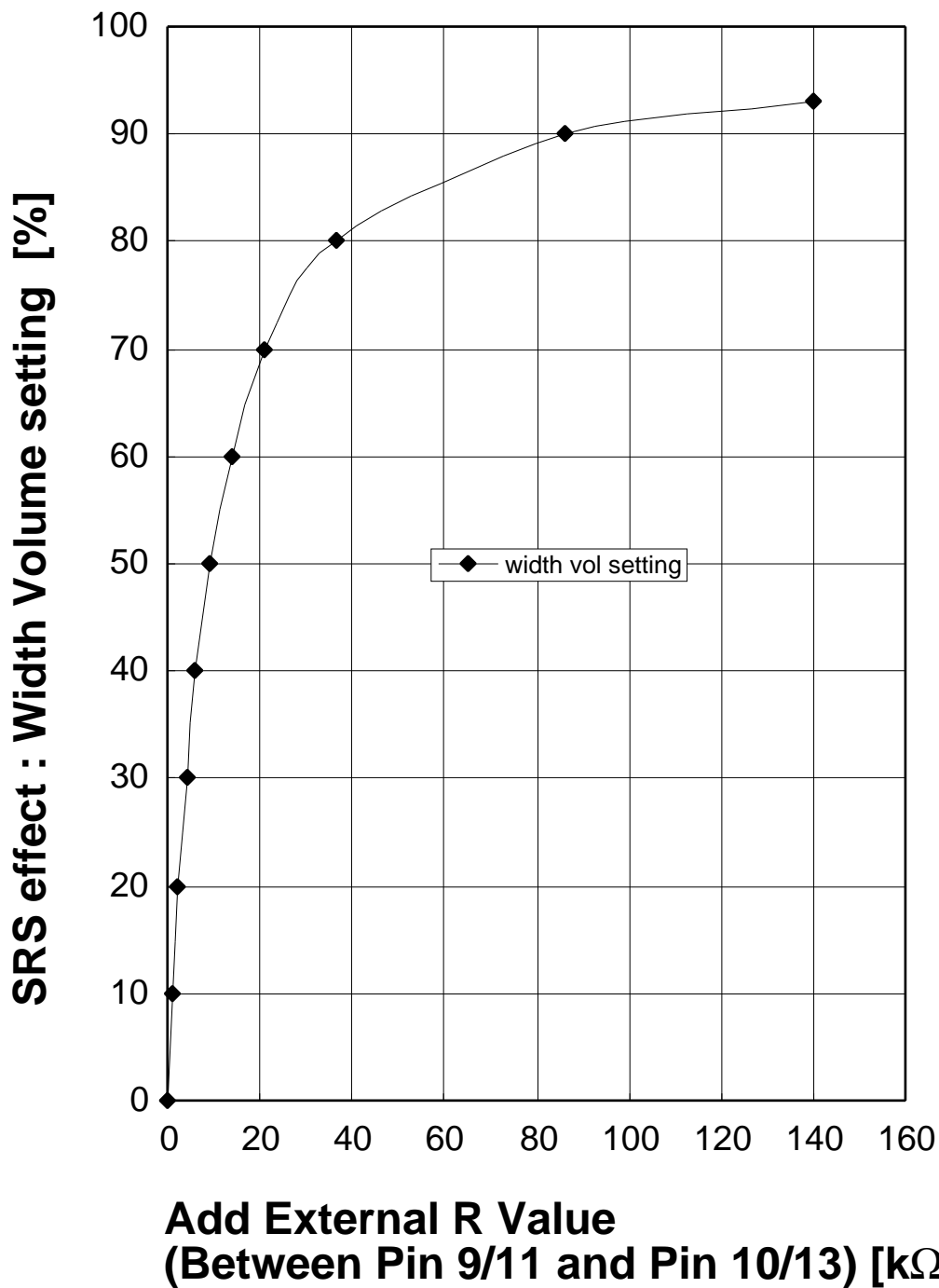
PRELIMINARY
Notice ; This is not a final specification.
some parametric limits are subject to change.

MITSUBISHI SOUND PROCESSOR

M62455P/FP

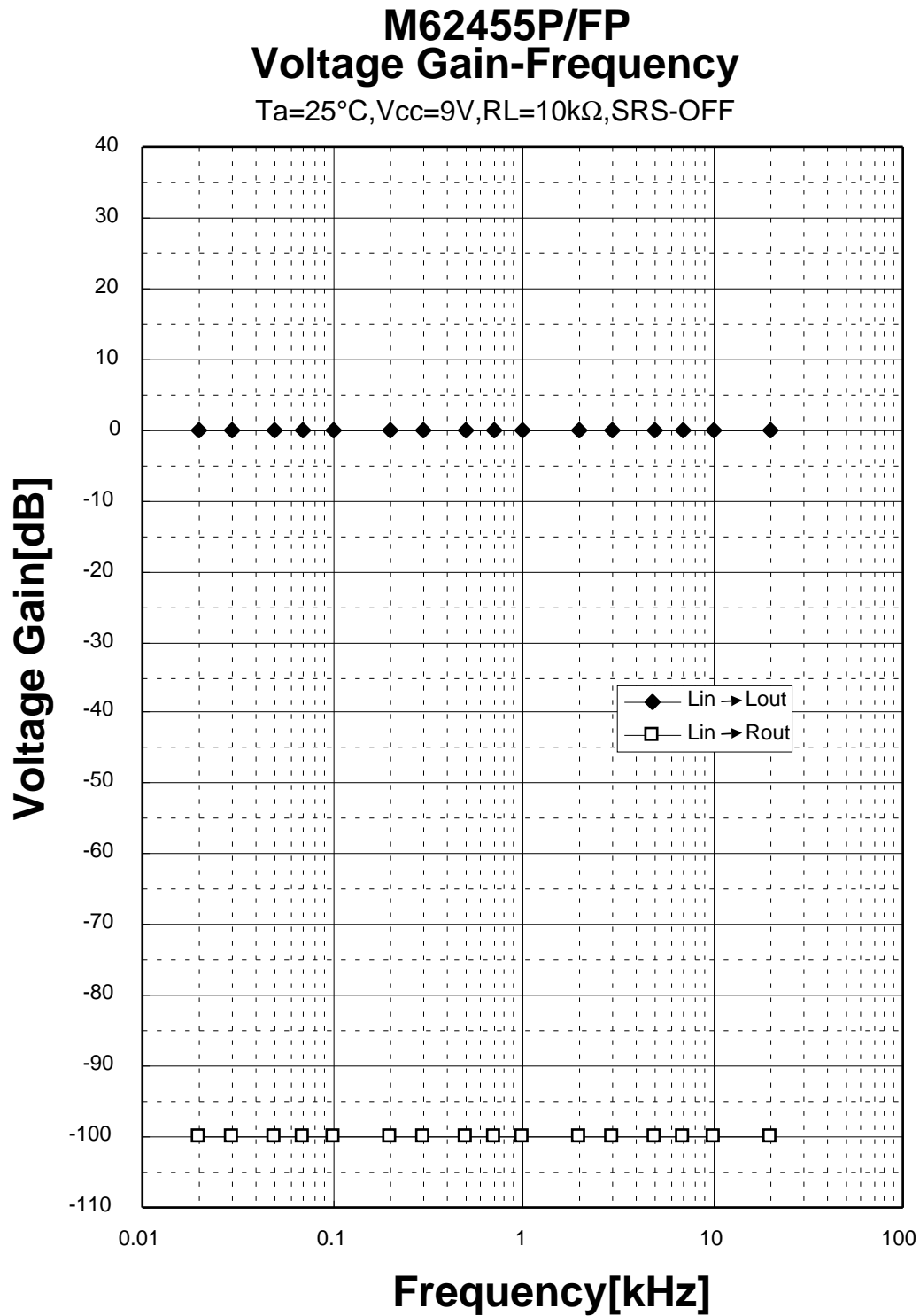
SRS 3D SOUND PROCESSOR

M62455P/FP
Width Volume as a Function of Add External R.



M62455P/FP

SRS 3D SOUND PROCESSOR

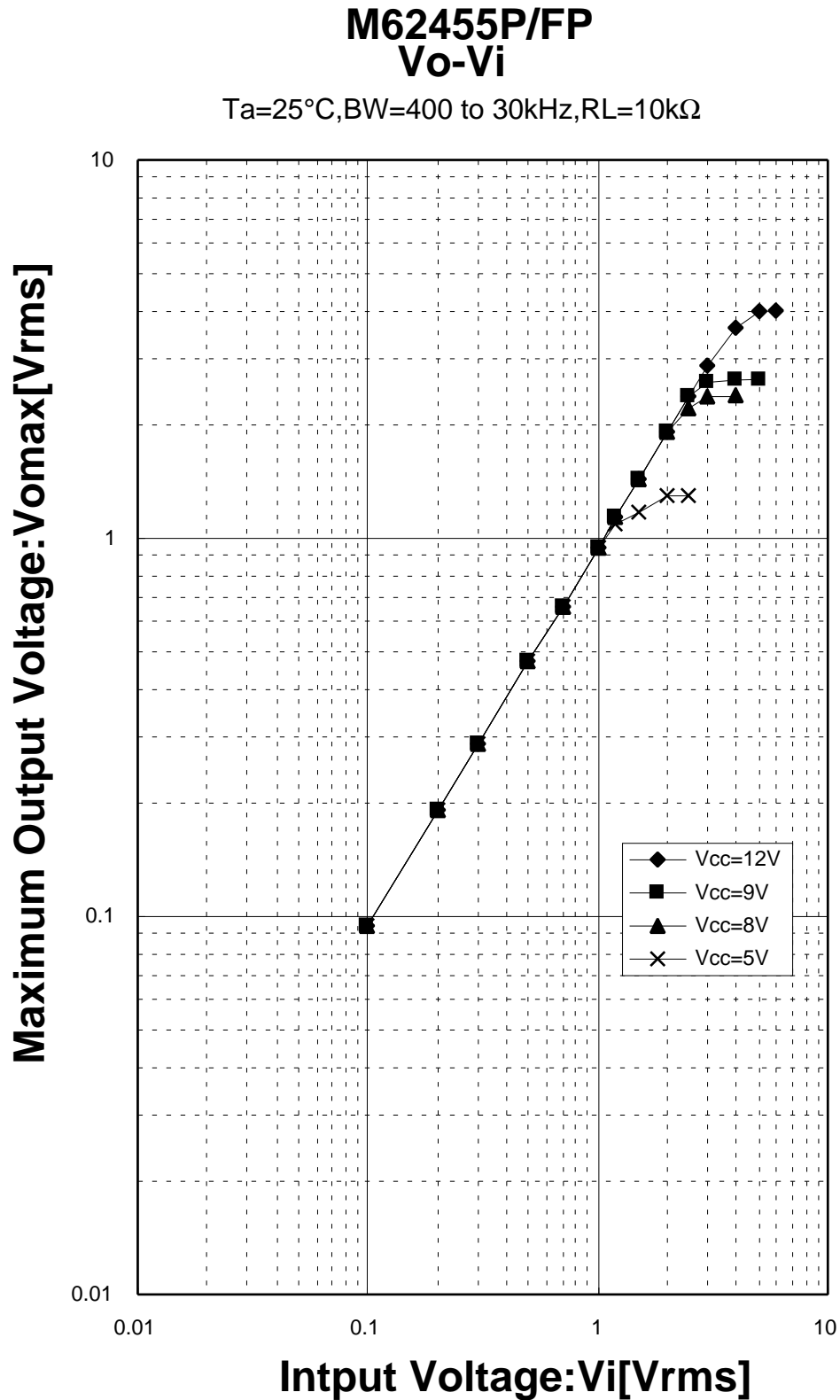


PRELIMINARY
Notice ; This is not a final specification.
some parametric limits are subject to change.

MITSUBISHI SOUND PROCESSOR

M62455P/FP

SRS 3D SOUND PROCESSOR

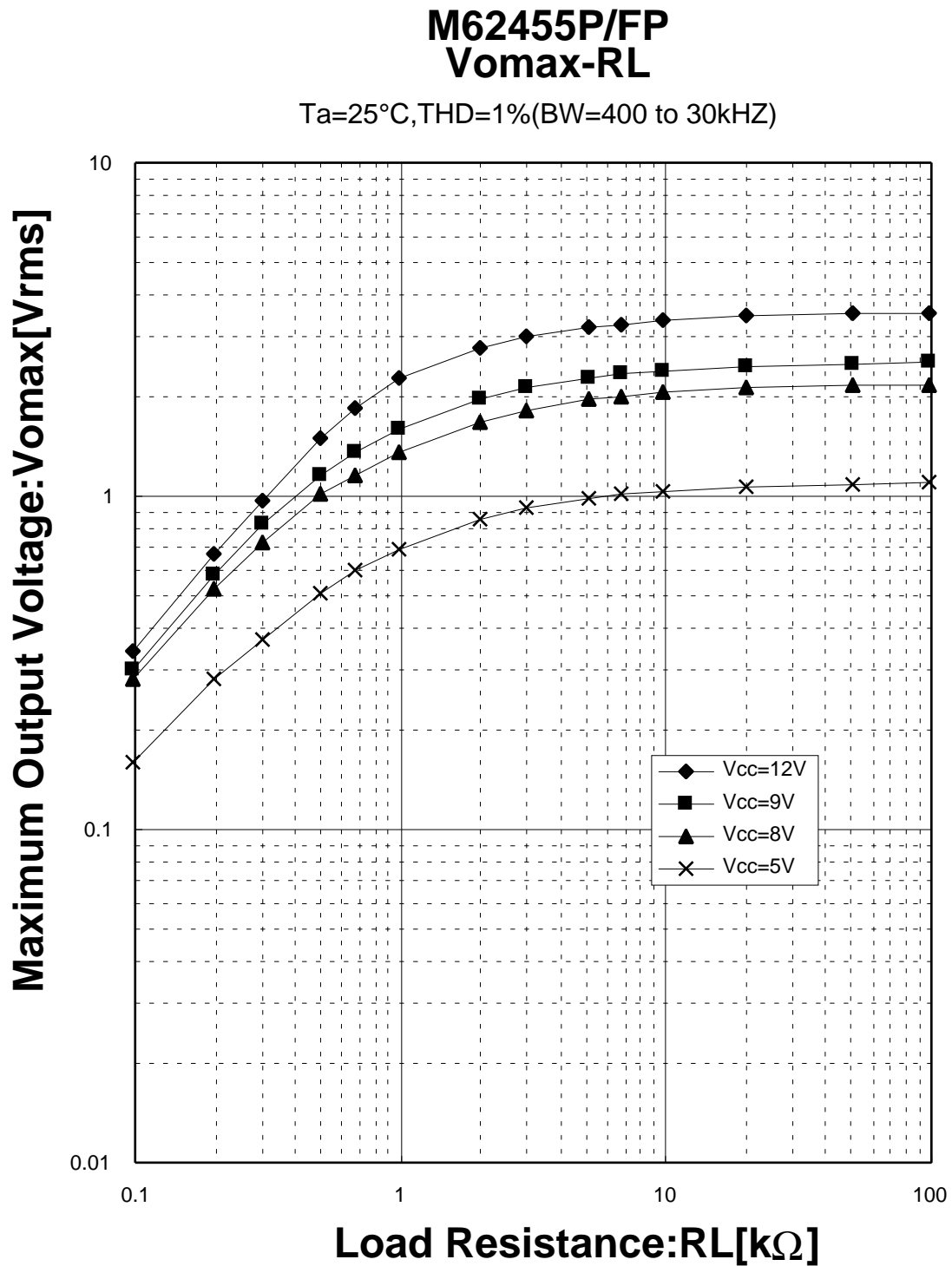


PRELIMINARY
Notice ; This is not a final specification.
some parametric limits are subject to change.

MITSUBISHI SOUND PROCESSOR

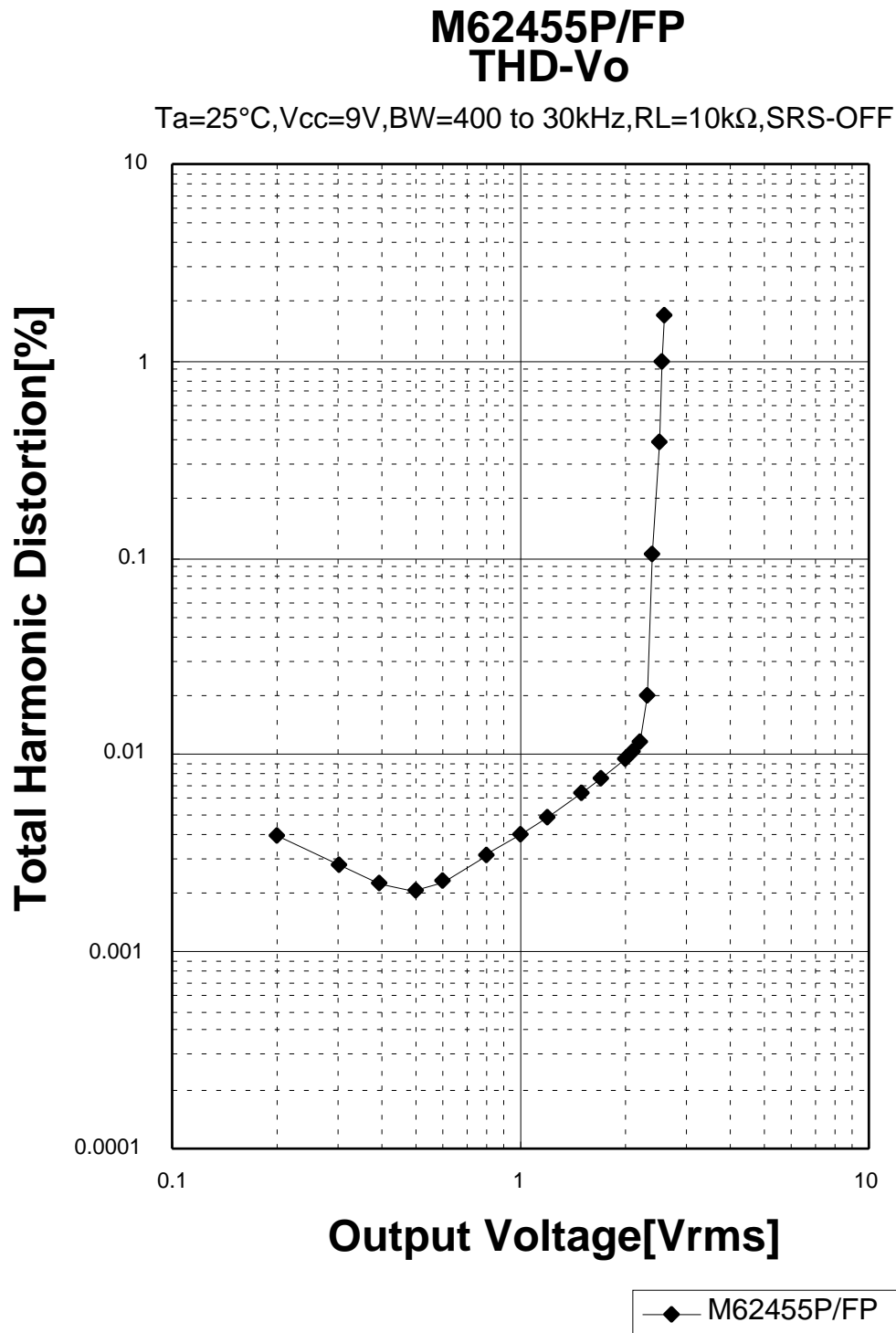
M62455P/FP

SRS 3D SOUND PROCESSOR



M62455P/FP

SRS 3D SOUND PROCESSOR



PRELIMINARY
Notice ; This is not a final specification.
some parametric limits are subject to change.

mitsubishi SOUND PROCESSOR

M62455P/FP

SRS 3D SOUND PROCESSOR

