

DE2B3KH101KA3B

" # " indicates a package specification code.

Available

Safety standard

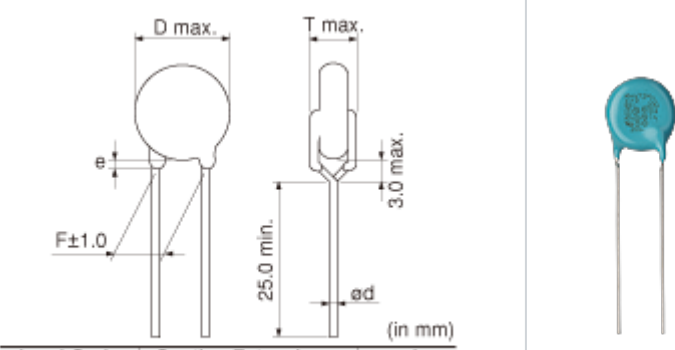
125℃

Flow OK

RoHS

< List of part numbers with package codes >  
DE2B3KH101KA3B

Shape



Lead Code	Coating Extension e	ød
A3	Up to the end of crimp	0.6±0.05

L size or outer diameter D (mm)	8.0 mm max.
T size	7.0 mm max.
Lead spacing F	7.5 ± 1.0mm
Lead diameter d	0.6 ± 0.05mm
Paint dripping e	Up to the end of crimp

Notes

X1/Y2 Class Certified Products

References

Packaging	Specifications	Minimum quantity
B	Packing in bulk	250

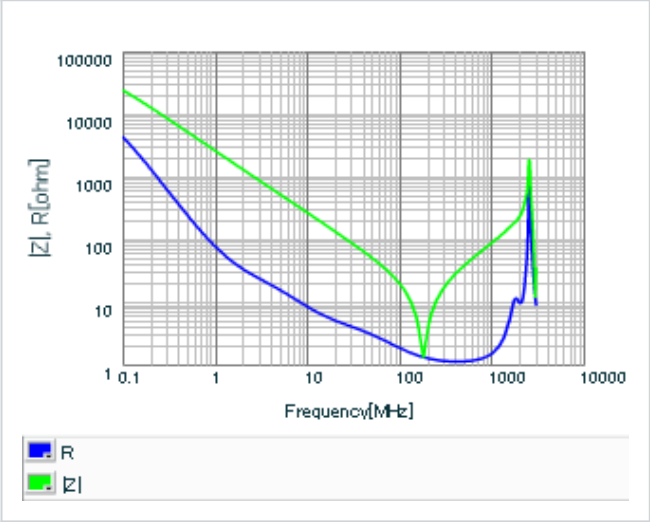
Specifications

Capacitance	100pF ± 10%
Rated voltage	250Vac(r.m.s.)
Temperature characteristics (complied standard)	B(JIS)
Capacitance change rate	± 10%
Temperature range of temperature characteristics	-25 to 85
Operating temperature range	-25 to 125

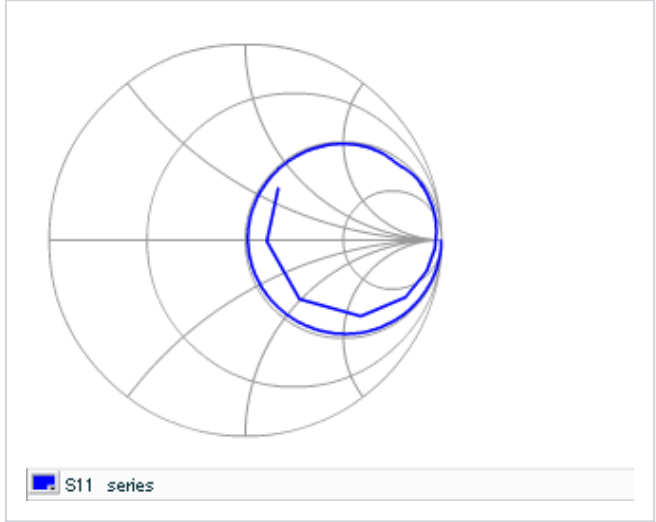
⚠ Attention

- 1.This datasheet is downloaded from the website of Murata Manufacturing Co., Ltd. Therefore, it ' s specifications are subject to change or our products in it may be discontinued without advance notice. Please check with our sales representatives or product engineers before ordering.
- 2.This datasheet has only typical specifications because there is no space for detailed specifications.
- Therefore, please review our product specifications or consult the approval sheet for product specifications before ordering.

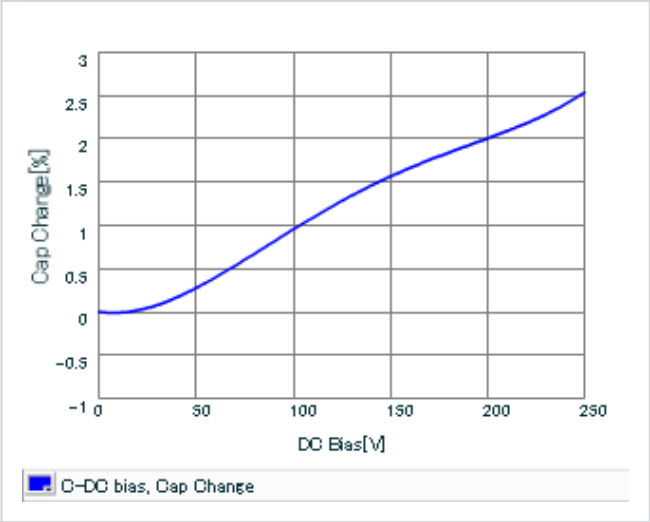
Frequency characteristics (ESR, Impedance)



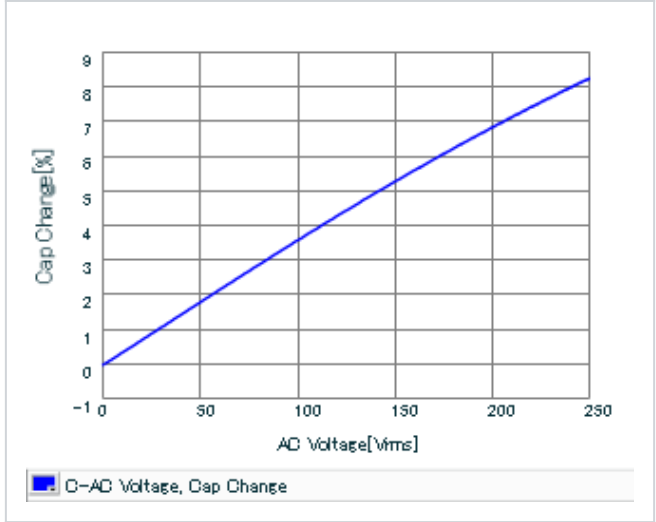
S parameter (Smith chart S11)



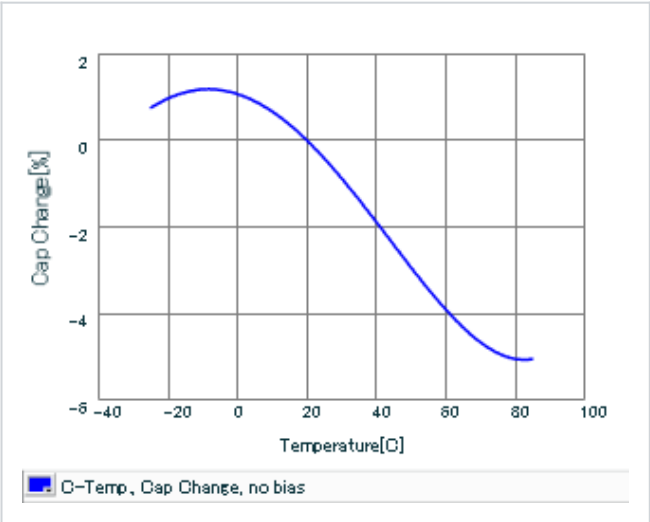
DC bias characteristics



AC voltage characteristics



Capacitance - temperature characteristics



This PDF data has only typical specifications because there is no space for detailed specifications. Therefore, please review our product specifications or consult the approval sheet for product specifications before ordering.