THIS DRAWING IS UNPUBLISHED. RELEASED FOR PUBLICATION -,- .
© COPYRIGHT - BY TYCO ELECTRONICS CORPORATION. ALL RIGHTS RESERVED.

LOC	DIST
AD	39

REVISIONS

P	LTR	DESCRIPTION	DATE	DWN	APVD
	A1	REVISED PER ECO-06-016004	09NOV06	GS	JG

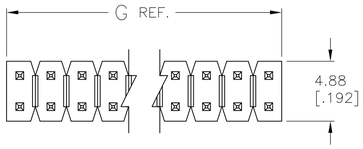

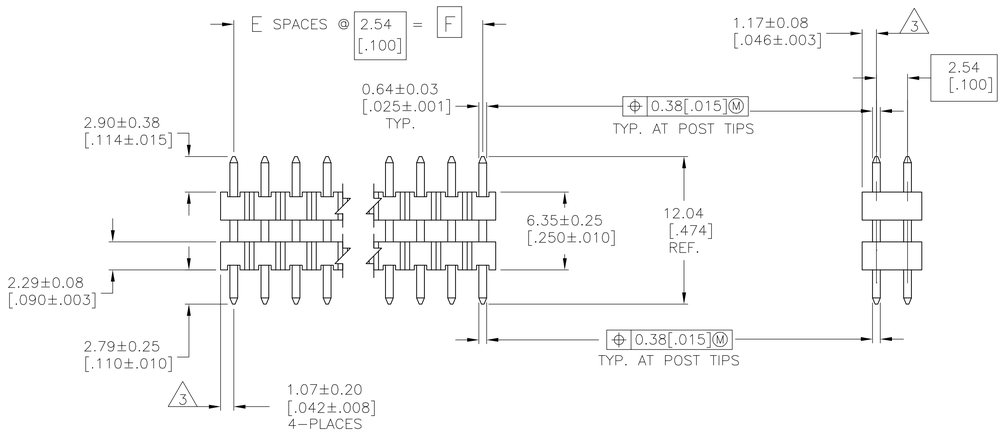

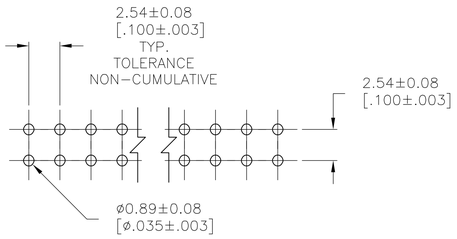

RECOMMENDED HOLE LAYOUT

1. ASSEMBLY MAY BE BROKEN TO THE DESIRED NUMBER OF POSITIONS
2. TRUE POSITION TOLERANCE OF THE POST TIPS APPLIES WHEN THE HEADER IS HELD FLAT AGAINST THE PRINTED CIRCUIT BOARD

3. THE NOTED DIMENSIONS APPLY AT THE INTERSECTION OF THE POST AND HOUSING
4. HOUSING: FLAME RETARDANT THERMOPLASTIC; COLOR: BLACK.
5. FINISH: 0.00254-0.00508 [.000100-.000200] MATTE TIN-LEAD OVER 0.00127 [.000050] NICKEL ENTIRE POST.
6. FINISH: 0.00254-0.00508 [.000100-.000200] MATTE TIN OVER 0.00127 [.000050] NICKEL ENTIRE POST.

PLATING	G	F	E	NO. OF POSITIONS	PART NUMBER
6	101.19 [3.984]	99.06 [3.900]	39	80	9-146485-0
6	98.65 [3.884]	96.52 [3.800]	38	78	8-146485-9
6	96.11 [3.784]	93.98 [3.700]	37	76	8-146485-8
6	93.57 [3.684]	91.44 [3.600]	36	74	8-146485-7
6	91.03 [3.584]	88.90 [3.500]	35	72	8-146485-6
6	88.49 [3.484]	86.36 [3.400]	34	70	8-146485-5
6	85.95 [3.384]	83.82 [3.300]	33	68	8-146485-4
6	83.41 [3.284]	81.28 [3.200]	32	66	8-146485-3
6	80.87 [3.184]	78.74 [3.100]	31	64	8-146485-2
6	78.33 [3.084]	76.20 [3.000]	30	62	8-146485-1
6	75.79 [2.984]	73.66 [2.900]	29	60	8-146485-0
6	73.25 [2.884]	71.12 [2.800]	28	58	7-146485-9
6	70.71 [2.784]	68.58 [2.700]	27	56	7-146485-8
6	68.17 [2.684]	66.04 [2.600]	26	54	7-146485-7
6	65.63 [2.584]	63.50 [2.500]	25	52	7-146485-6
6	63.09 [2.484]	60.96 [2.400]	24	50	7-146485-5
6	60.55 [2.384]	58.42 [2.300]	23	48	7-146485-4
6	58.01 [2.284]	55.88 [2.200]	22	46	7-146485-3
6	55.47 [2.184]	53.34 [2.100]	21	44	7-146485-2
6	52.93 [2.084]	50.80 [2.000]	20	42	7-146485-1
6	50.39 [1.984]	48.26 [1.900]	19	40	7-146485-0
6	47.85 [1.884]	45.72 [1.800]	18	38	6-146485-9
6	45.31 [1.784]	43.18 [1.700]	17	36	6-146485-8
6	42.77 [1.684]	40.64 [1.600]	16	34	6-146485-7
6	40.23 [1.584]	38.10 [1.500]	15	32	6-146485-6
6	37.69 [1.484]	35.56 [1.400]	14	30	6-146485-5
6	35.15 [1.384]	33.02 [1.300]	13	28	6-146485-4
6	32.61 [1.284]	30.48 [1.200]	12	26	6-146485-3
6	30.07 [1.184]	27.94 [1.100]	11	24	6-146485-2
6	27.53 [1.084]	25.40 [1.000]	10	22	6-146485-1
6	24.99 [.984]	22.86 [.900]	9	20	6-146485-0
6	22.45 [.884]	20.32 [.800]	8	18	5-146485-9
6	19.91 [.784]	17.78 [.700]	7	16	5-146485-8
6	17.37 [.684]	15.24 [.600]	6	14	5-146485-7
6	14.83 [.584]	12.70 [.500]	5	12	5-146485-6
6	12.29 [.484]	10.16 [.400]	4	10	5-146485-5
6	9.75 [.384]	7.62 [.300]	3	8	5-146485-4
6	7.21 [.284]	5.08 [.200]	2	6	5-146485-3
6	4.67 [.184]	2.54 [.100]	1	4	5-146485-2
6	2.13 [.084]	- -	-	2	5-146485-1

PLATING	G	F	E	NO. OF POSITIONS	PART NUMBER
5	101.19 [3.984]	99.06 [3.900]	39	80	4-146485-0
5	98.65 [3.884]	96.52 [3.800]	38	78	3-146485-9
5	96.11 [3.784]	93.98 [3.700]	37	76	3-146485-8
5	93.57 [3.684]	91.44 [3.600]	36	74	3-146485-7
5	91.03 [3.584]	88.90 [3.500]	35	72	3-146485-6
5	88.49 [3.484]	86.36 [3.400]	34	70	3-146485-5
5	85.95 [3.384]	83.82 [3.300]	33	68	3-146485-4
5	83.41 [3.284]	81.28 [3.200]	32	66	3-146485-3
5	80.87 [3.184]	78.74 [3.100]	31	64	3-146485-2
5	78.33 [3.084]	76.20 [3.000]	30	62	3-146485-1
5	75.79 [2.984]	73.66 [2.900]	29	60	3-146485-0
5	73.25 [2.884]	71.12 [2.800]	28	58	2-146485-9
5	70.71 [2.784]	68.58 [2.700]	27	56	2-146485-8
5	68.17 [2.684]	66.04 [2.600]	26	54	2-146485-7
5	65.63 [2.584]	63.50 [2.500]	25	52	2-146485-6
5	63.09 [2.484]	60.96 [2.400]	24	50	2-146485-5
5	60.55 [2.384]	58.42 [2.300]	23	48	2-146485-4
5	58.01 [2.284]	55.88 [2.200]	22	46	2-146485-3
5	55.47 [2.184]	53.34 [2.100]	21	44	2-146485-2
5	52.93 [2.084]	50.80 [2.000]	20	42	2-146485-1
5	50.39 [1.984]	48.26 [1.900]	19	40	2-146485-0
5	47.85 [1.884]	45.72 [1.800]	18	38	1-146485-9
5	45.31 [1.784]	43.18 [1.700]	17	36	1-146485-8
5	42.77 [1.684]	40.64 [1.600]	16	34	1-146485-7
5	40.23 [1.584]	38.10 [1.500]	15	32	1-146485-6
5	37.69 [1.484]	35.56 [1.400]	14	30	1-146485-5
5	35.15 [1.384]	33.02 [1.300]	13	28	1-146485-4
5	32.61 [1.284]	30.48 [1.200]	12	26	1-146485-3
5	30.07 [1.184]	27.94 [1.100]	11	24	1-146485-2
5	27.53 [1.084]	25.40 [1.000]	10	22	1-146485-1
5	24.99 [.984]	22.86 [.900]	9	20	1-146485-0
5	22.45 [.884]	20.32 [.800]	8	18	146485-9
5	19.91 [.784]	17.78 [.700]	7	16	146485-8
5	17.37 [.684]	15.24 [.600]	6	14	146485-7
5	14.83 [.584]	12.70 [.500]	5	12	146485-6
5	12.29 [.484]	10.16 [.400]	4	10	146485-5
5	9.75 [.384]	7.62 [.300]	3	8	146485-4
5	7.21 [.284]	5.08 [.200]	2	6	146485-3
5	4.67 [.184]	2.54 [.100]	1	4	146485-2
5	2.13 [.084]	- -	-	2	146485-1

THIS DRAWING IS A CONTROLLED DOCUMENT.

DIMENSIONS: mm [INCHES]

TOLERANCES UNLESS OTHERWISE SPECIFIED:
0 PLC ± -
1 PLC ± -
2 PLC ± 0.51[.02]
3 PLC ± 0.127[.005]
4 PLC ± 0.0127[.0005]
ANGLES ± -

MATERIAL: 4

FINISH: SEE TABLE

DWN T. HOFFMAN 1/19/96
CHK G. DUBNICZKI 3/18/96
APVD G. DUBNICZKI 3/18/96

PRODUCT SPEC —
APPLICATION SPEC —
WEIGHT —

tyco Electronics
Tyco Electronics Corporation
Harrisburg, Pa 17105-3608

NAME: HEADER ASSEMBLY, MOD II, STACKING, DOUBLE ROW, .025 SQ. POST, UNSHROUDED

SIZE	CAGE CODE	DRAWING NO	RESTRICTED TO
A1	00779	C-146485	—

CUSTOMER DRAWING | SCALE 4:1 | SHEET 1 OF 1 | REV A1