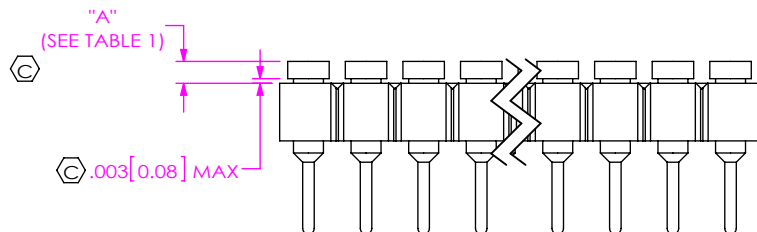
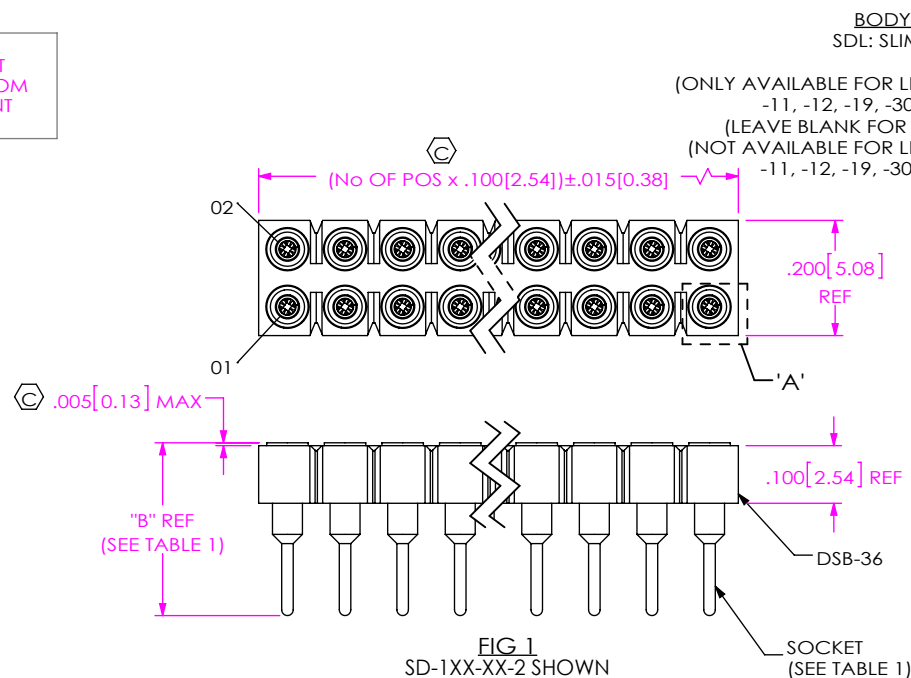


DO NOT
SCALE FROM
THIS PRINT

NOTES:

- ① REPRESENTS A CRITICAL DIMENSION.
- MAXIMUM CUT FLASH: .005[0.13] IN ALL AREAS EXCEPT BAR BREAK OFF AREA; .012[0.31] IN BAR BREAK OFF AREA
- MINIMUM PUSHOUT FORCE: 5 LB
- MAXIMUM ALLOWABLE BOW: SD: 2-10 POS: .006", 11-19 POS: .008" IN/IN, 20-36 POS: .018" IN/IN;
 SDL: 2-10 POS: .006", 11-19 POS: .015" IN/IN, 20-36 POS: .030" IN/IN.
- FOR A ONE POSITION SDL, CUT SL-132 TO 2 POSITIONS.
- FOR -SD WITH -N OPTION, INSERT PIN ON SIDE WITH SMALLER HOLE, OPPOSITE COUNTERBORE.
- OPERATOR MUST VERIFY CORRECT PIN BY CHECKING THE NUMBER OF CLIPS.
- PLATING OPTION -GT NOT AVAILABLE.
- PLATING OPTION -GG NOT AVAILABLE.
- POSITIONS 1 - 4 AND ANY BODY/LEAD STYLES NOT LISTED IN THE TUBE TABLE TO BE PACKAGED IN BULK.

TABLE 1 - SD LEAD STYLES					
LEAD STYLE	SOCKET	"A" (-N OPTION ONLY)		"B" (PIN LENGTH)	No OF FINGER CLIPS (SEE NOTE 7)
		MIN	MAX		
-1A	SC-1W1-XX-2	N/A	.038 [0.97]	.563 [14.30]	4
-1B	SC-1W1-XX-1	N/A	.038 [0.97]	.703 [17.86]	4
-1C	SC-1W1-XX-3	N/A	.038 [0.97]	.453 [11.51]	4
-2	SC-1P1-XX	.025 [0.64]	.038 [0.97]	.300 [7.62]	4
*-5A	SC-2P1-XX	N/A	N/A	.703 [17.86]	4
-7	SC-1P3-XX	.025 [0.64]	.038 [0.97]	.600 [15.24]	4
-18	SC-6P1-XX	.025 [0.64]	.038 [0.97]	.353 [8.97]	4
-21A	EZ-1W1-XX-2	N/A	N/A	.553 [14.05]	6
-21B	EZ-1W1-XX-1	N/A	N/A	.703 [17.86]	6
-21C	EZ-1W1-XX-3	N/A	N/A	.453 [11.51]	6
-22	EZ-1P1-XX	.025 [0.64]	.038 [0.97]	.300 [7.62]	6
-29	EZ-2P2-XX	N/A	N/A	.703 [17.86]	6
-38	EZ-6P1-XX	.025 [0.64]	.038 [0.97]	.353 [8.97]	6

* = AVAILABLE TO EXISTING CUSTOMERS ONLY

UNLESS OTHERWISE SPECIFIED,
DIMENSIONS ARE IN INCHES.

TOLERANCES ARE:

DECIMALS ANGLES

.XX: ±.01 [0.3]

.XXX: ±.005 [0.13]

.XXXX: ±.0020 [0.051]

* PROPRIETARY NOTE *

THIS DOCUMENT CONTAINS CONFIDENTIAL AND PROPRIETARY INFORMATION AND ALL DESIGN, MANUFACTURING, REPRODUCTION, USE, PATENT RIGHTS AND SALES RIGHTS ARE EXPRESSLY RESERVED BY SAMTEC, INC. THIS DOCUMENT SHALL NOT BE DISCLOSED, IN WHOLE OR PART, TO ANY UNAUTHORIZED PERSON OR ENTITY NOR REPRODUCED, TRANSFERRED OR INCORPORATED IN ANY OTHER PROJECT IN ANY MANNER WITHOUT THE EXPRESS WRITTEN CONSENT OF SAMTEC, INC.

MATERIAL: DO NOT SCALE DRAWING SHEET SCALE: 3:1

INSULATOR: LCP or NYLON
 COLOR: BLACK
 SOCKET: BeCu/BRASS
 BRASS

F:\DWG\MISC\MKTG\SDX-1XX-XX-XX-X-MKT.SLDDRW

samtec

520 PARK EAST BLVD, NEW ALBANY, IN 47150
 PHONE: 812-944-6733 FAX: 812-948-5047
 e-Mail: info@SAMTEC.com code 55322

DESCRIPTION:

SOCKET STRIP ASSEMBLY

DWG. NO.

SDX-1XX-XX-XX-X-X

BY: J. BROWNING 07/27/2015

SHEET 1 OF 2

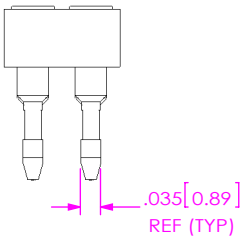
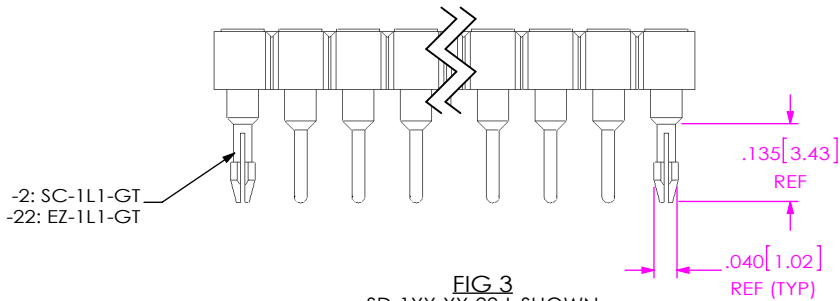


FIG 3
SD-1XX-XX-22-L SHOWN
(ONLY AVAILABLE IN LEAD STYLES -2 & -22)
(SAME AS FIG 1, DIFFERENT AS SHOWN)

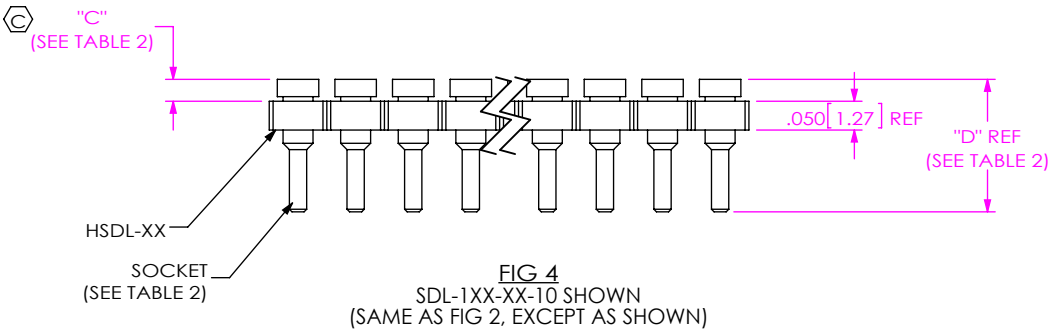
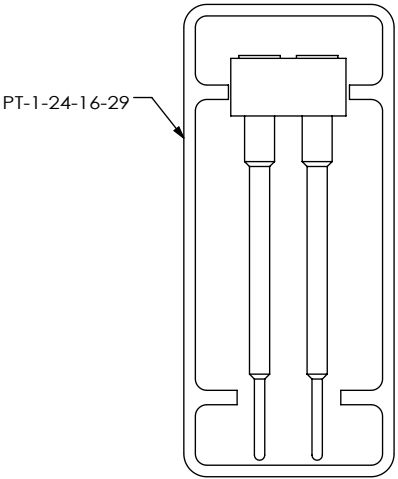
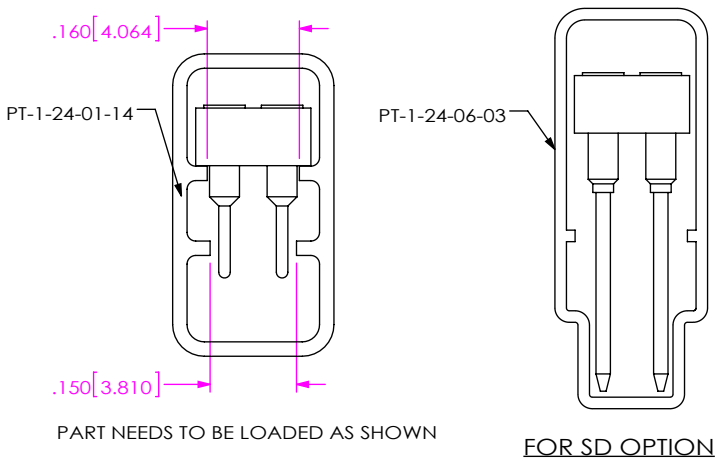
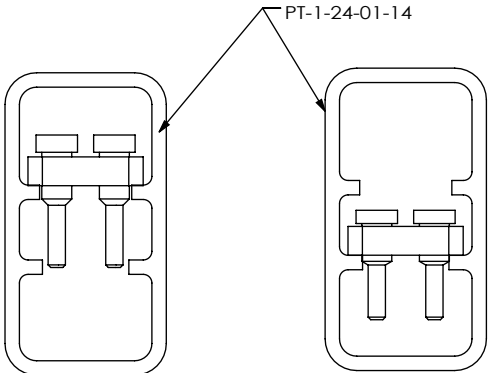


TABLE 2 - SDL LEAD STYLES

LEAD STYLE	SOCKET	"C"		"D" (PIN LENGTH)	No OF FINGER CLIPS (SEE NOTE 7)
		MIN	MAX		
-10	SC-3P1-XX	.025 [0.64]	.038 [0.97]	.230 [5.84]	4
-11	SC-4P1-XX	.015 [0.38]	.028 [0.71]	.240 [6.10]	4
-12	SC-5P1-XX	.015 [0.38]	.028 [0.71]	.190 [4.83]	4
-19	SC-8P1-XX	.005 [0.13]	.016 [0.41]	.165 [4.19]	4
-30	EZ-3P1-XX	.025 [0.64]	.038 [0.97]	.230 [5.84]	6
-31	EZ-4P1-XX	.015 [0.38]	.028 [0.71]	.240 [6.10]	6
-32	EZ-5P1-XX	.015 [0.38]	.028 [0.71]	.190 [4.83]	6
-39	EZ-8P1-XX	.005 [0.13]	.016 [0.41]	.165 [4.19]	6



PACKAGING VIEWS
(SEE NOTE 10 & TABLE 3)



SHORTER PARTS FIT BETTER AS SHOWN
FOR SDL OPTION

TABLE 3 - PACKAGING TUBES			
BODY STYLE	LEAD STYLE	TUBE	PLUG
-SD	-1C, -2, -2-L, -18, -21C, -22, -22-L, -38	PT-1-24-01-14	TP-03
	-1A, -21A, -7	PT-1-24-06-03	TP-07
	-29	PT-1-24-16-29	TP-03
-SDL	ALL	PT-1-24-01-14	TP-03

PROPRIETARY NOTE

THIS DOCUMENT CONTAINS CONFIDENTIAL AND PROPRIETARY INFORMATION AND ALL DESIGN, MANUFACTURING, REPRODUCTION, USE, PATENT RIGHTS AND SALES RIGHTS ARE EXPRESSLY RESERVED BY SAMTEC, INC. THIS DOCUMENT SHALL NOT BE DISCLOSED, IN WHOLE OR PART, TO ANY UNAUTHORIZED PERSON OR ENTITY NOR REPRODUCED, TRANSFERRED OR INCORPORATED IN ANY OTHER PROJECT IN ANY MANNER WITHOUT THE EXPRESS WRITTEN CONSENT OF SAMTEC, INC.

DO NOT SCALE DRAWING

SHEET SCALE: 3:1

samtec

520 PARK EAST BLVD, NEW ALBANY, IN 47150
PHONE: 812-944-6733 FAX: 812-948-5047
e-Mail: info@SAMTEC.com code 55322

DESCRIPTION:
SOCKET STRIP ASSEMBLY

DWG. NO.
SDX-1XX-XX-XX-X-X

BY: J. BROWNING 07/27/2015 SHEET 2 OF 2