



## Main

Range compatibility	Lexium 32i
Product or component type	Servo motor with power stage
Device short name	BMI

## Complementary

Maximum mechanical speed	8000
[Us] rated supply voltage	208...480 V (- 15...10 %)
Supply voltage limits	208...480 V
Network number of phases	Three phase
Supply frequency	50/60 Hz (- 5...5 %)
Network frequency limits	47.5...63 Hz
EMC filter	Integrated
Continuous output current	2 A at 8 kHz
Output current 3s peak	6 A at 400 V for 3 s
Continuous stall current	2 A
Continuous stall torque	3.4 N.m at 208...480 V, three phase
Peak stall torque	8.6 N.m at 480 V, three phase 8.6 N.m at 400 V, three phase 8.6 N.m at 208 V, three phase
Nominal output power	450 W at 208 V, three phase 900 W at 480 V, three phase 900 W at 400 V, three phase
Nominal torque	2.3 N.m at 480 V, three phase 2.7 N.m at 400 V, three phase 2.9 N.m at 208 V, three phase
Nominal speed	3900 rpm at 480 V, three phase 1600 rpm at 208 V, three phase 3300 rpm at 400 V, three phase
Maximum current Irms	12.5 A at 208 V, three phase 12.5 A at 480 V, three phase 12.5 A at 400 V, three phase
Product compatibility	LXM32i drive control unit (EtherCAT) LXM32i drive control unit (CANopen)
Shaft end	Untapped
Second shaft	Without second shaft end
Shaft diameter	14 mm
Shaft length	30 mm
Feedback type	Absolute multiturn SinCos Hiperface
Speed feedback resolution	32768 points/turn x 4096 turns
Holding brake	With
Holding torque	3 N.m for holding brake
Mounting support	International standard flange
Motor flange size	70 mm

Electrical connection	Printed circuit board connector
Torque constant	1.41 N.m/A at 20 °C
Back emf constant	95.39 V/krpm at 20 °C
Number of motor poles	10
Rotor inertia	1.78 kg.cm <sup>2</sup>
Stator resistance	7.99 Ohm at 20 °C
Stator inductance	25.6 mH at 20 °C
Stator electrical time constant	3.2 ms at 20 °C
Maximum radial force Fr	400 N at 6000 rpm 430 N at 5000 rpm 460 N at 4000 rpm 510 N at 3000 rpm 580 N at 2000 rpm 730 N at 1000 rpm
Maximum axial force Fa	0.2 x Fr
Brake pull-in power	5 W
Type of cooling	Natural convection
Length	339 mm
Number of motor stacks	3
Centring collar diameter	60 mm
Centring collar depth	2.5 mm
Number of mounting holes	4
Mounting holes diameter	5.5 mm
Circle diameter of the mounting holes	75...82 mm
Distance shaft shoulder-flange	2.5 mm

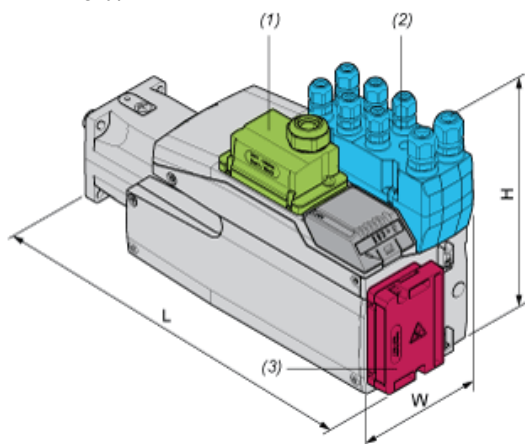
## Environment

IP degree of protection	IP65 for housing IP54 for shaft
-------------------------	------------------------------------

## External Dimensions

### With Standard Braking Resistor

Mounting type A



- (1) Module for supply voltage
- (2) I/O module
- (3) Standard braking resistor

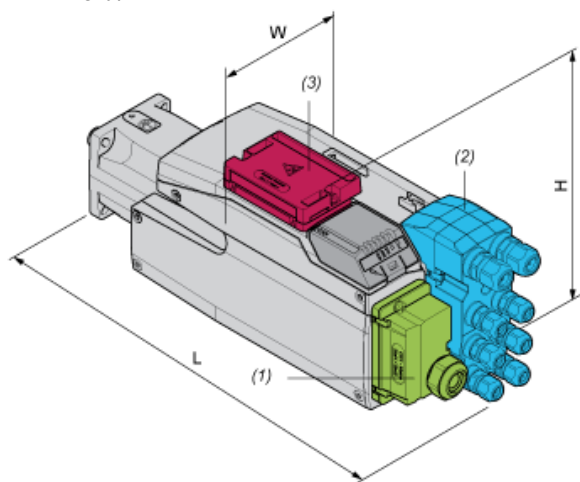
Dimensions in mm

W	H	L
99	187	360

Dimensions in in.

W	H	L
3,90	7,36	14,17

Mounting type B



- (1) Module for supply voltage
- (2) I/O module
- (3) Standard braking resistor

Dimensions in mm

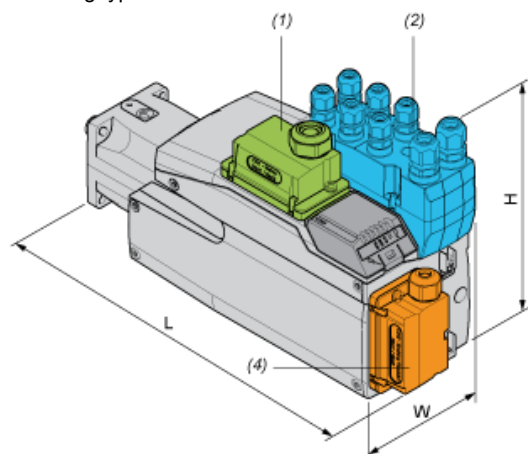
W	H	L
99	138,5	409

Dimensions in in.

W	H	L
3,90	5,45	16,1

## With External Braking Resistor

Mounting type C



- (1) Module for supply voltage
- (2) I/O module
- (4) External braking resistor

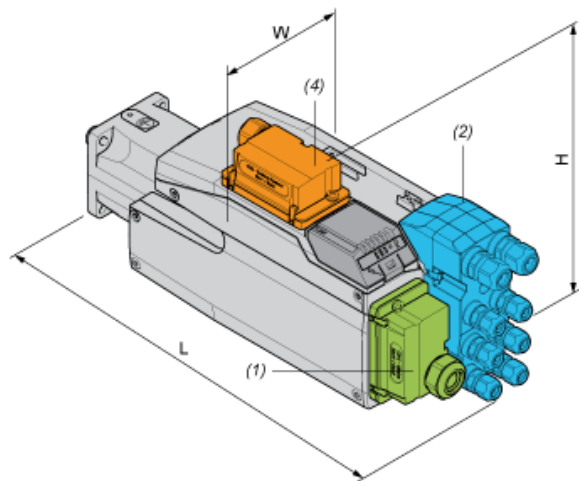
Dimensions in mm

W	H	L
99	187	372

Dimensions in in.

W	H	L
3,90	7,36	14,65

Mounting type D



- (1) Module for supply voltage
- (2) I/O module
- (4) External braking resistor

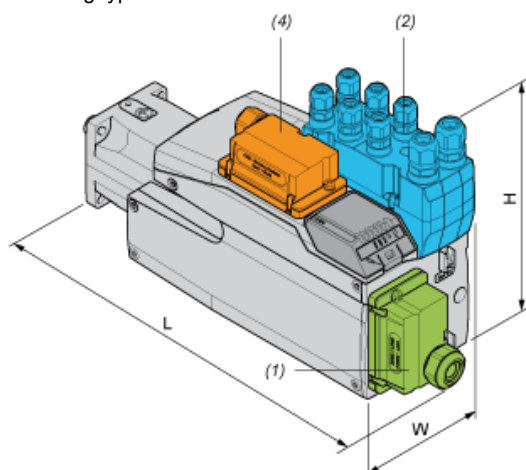
Dimensions in mm

W	H	L
99	160	409

Dimensions in in.

W	H	L
3,90	6,3	16,1

### Mounting type E



- (1) Module for supply voltage
- (2) I/O module
- (4) External braking resistor

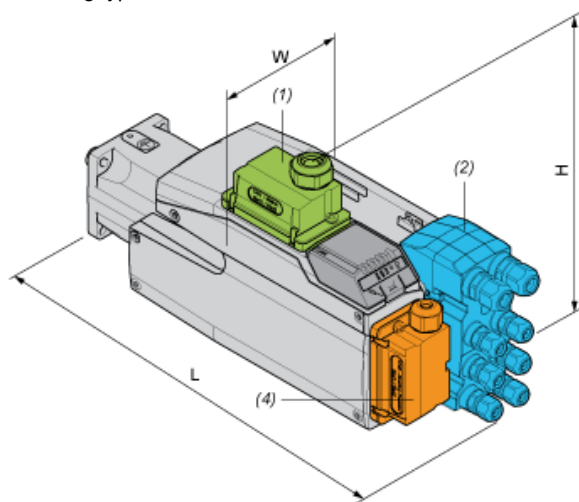
Dimensions in mm

W	H	L
99	187	399

Dimensions in in.

W	H	L
3,90	7,36	15,71

### Mounting type F



- (1) Module for supply voltage
- (2) I/O module
- (4) External braking resistor

Dimensions in mm

W	H	L
99	180	409

Dimensions in in.

W	H	L
3,90	7,09	16,1