THIS DRAWING IS UNPUBLISHED. RELEASED FOR PUBLICATION -,- .
© COPYRIGHT - BY TYCO ELECTRONICS CORPORATION. ALL RIGHTS RESERVED.

LOC	DIST
AD	00

REVISIONS

P	LTR	DESCRIPTION	DATE	DWN	APVD
	H	EC 0G3C 0838 04	24FEB05	BSV	JLG
	H1	REVISED PER ECO-09-021826	11JAN10	KK	AEG

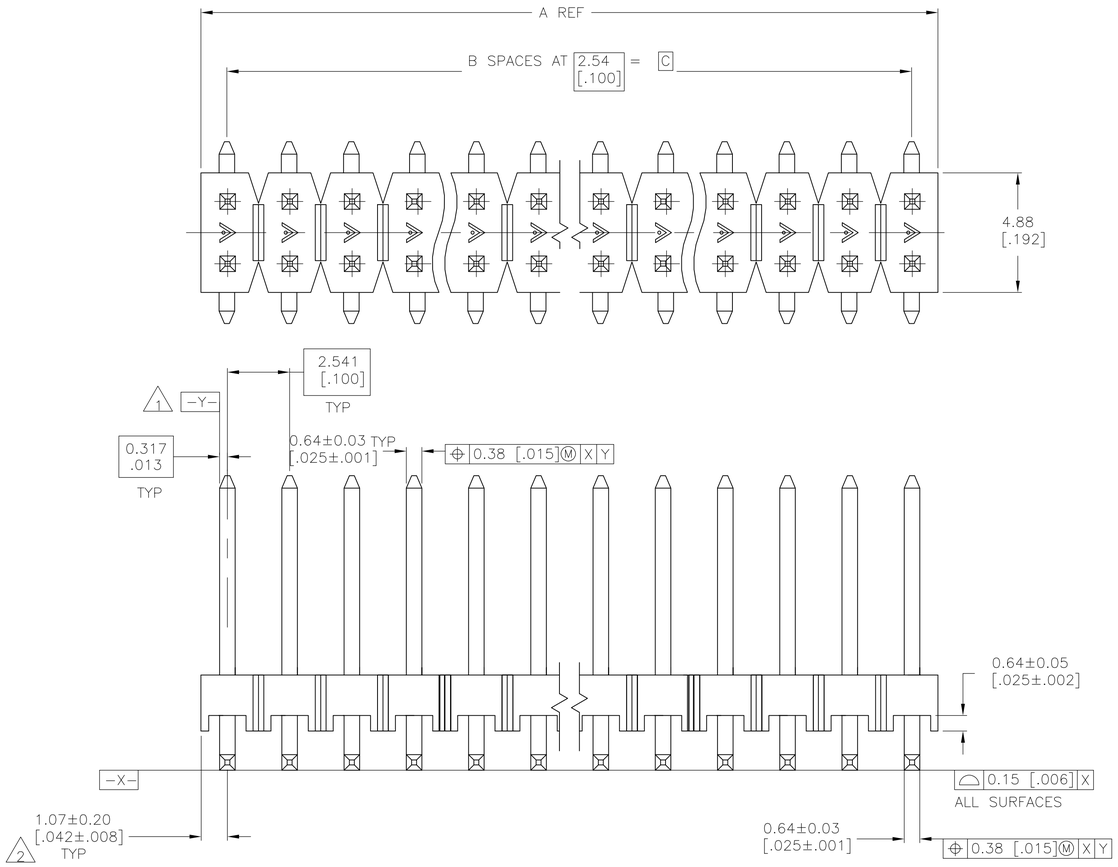

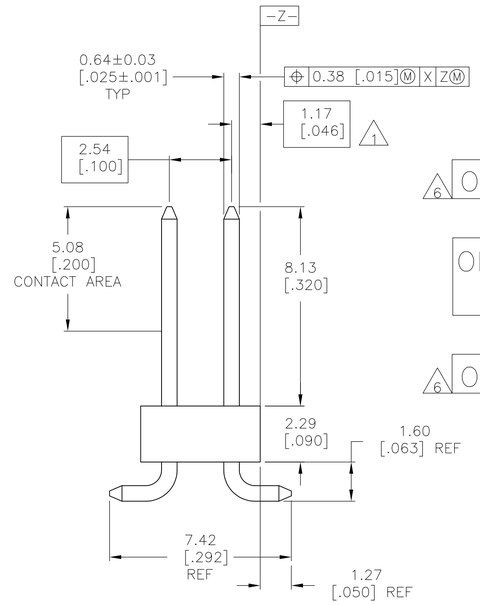

1. THE NOTED DIMENSIONS APPLY AT THE INTERSECTION OF THE POST AND THE HOUSING.
2. THE NOTED DIMENSION APPLIES FROM THE BASIC DIMENSION (NOT THE POST CENTERLINE) TO THE SURFACE INDICATED.
3. 0.000762[.000030] GOLD ON CONTACT AREA, 0.00254-0.00508[.000100-.000200] MATTE TIN-LEAD ON SOLDER TAIL, ALL OVER 0.00127[.000050] NICKEL.
4. HOUSING: LCP, COLOR-BLACK. POSTS: PHOSPHOR BRONZE.
5. 0.000762[.000030] GOLD ON CONTACT AREA, 0.00254-0.00508[.000100-.000200] MATTE TIN ON SOLDER TAIL, ALL OVER 0.00127[.000050] NICKEL.
6. OBSOLETE PARTS: OBSOLETE CIS STREAMLINING PER D.RENAUD/D.SINISI

	5	35.56 [1.400]	14	37.69 [1.484]	30	6-146131-4
6 OBSOLETE	5	33.02 [1.300]	13	35.15 [1.384]	28	6-146131-3
	5	30.48 [1.200]	12	32.61 [1.284]	26	6-146131-2
OBSOLETE 6	5	27.94 [1.100]	11	30.07 [1.184]	24	6-146131-1
	5	25.40 [1.000]	10	27.53 [1.084]	22	6-146131-0
	5	22.86 [.900]	9	24.99 [.984]	20	5-146131-9
6 OBSOLETE	5	20.32 [.800]	8	22.45 [.884]	18	5-146131-8
	5	17.78 [.700]	7	19.91 [.784]	16	5-146131-7
	5	15.24 [.600]	6	17.37 [.684]	14	5-146131-6
	5	12.70 [.500]	5	14.83 [.584]	12	5-146131-5
	5	10.16 [.400]	4	12.29 [.484]	10	5-146131-4
	5	7.62 [.300]	3	9.75 [.384]	8	5-146131-3
	5	5.08 [.200]	2	7.21 [.284]	6	5-146131-2
6 OBSOLETE	5	2.54 [.100]	1	4.67 [.184]	4	5-146131-1
	3	35.56 [1.400]	14	37.69 [1.484]	30	1-146131-4
6 OBSOLETE	3	33.02 [1.300]	13	35.15 [1.384]	28	1-146131-3
	3	30.48 [1.200]	12	32.61 [1.284]	26	1-146131-2
OBSOLETE 6	3	27.94 [1.100]	11	30.07 [1.184]	24	1-146131-1
	3	25.40 [1.000]	10	27.53 [1.084]	22	1-146131-0
	3	22.86 [.900]	9	24.99 [.984]	20	146131-9
6 OBSOLETE	3	20.32 [.800]	8	22.45 [.884]	18	146131-8
	3	17.78 [.700]	7	19.91 [.784]	16	146131-7
	3	15.24 [.600]	6	17.37 [.684]	14	146131-6
	3	12.70 [.500]	5	14.83 [.584]	12	146131-5
	3	10.16 [.400]	4	12.29 [.484]	10	146131-4
	3	7.62 [.300]	3	9.75 [.384]	8	146131-3
	3	5.08 [.200]	2	7.21 [.284]	6	146131-2
	3	2.54 [.100]	1	4.67 [.184]	4	146131-1
PLATING	C	B	A	NO OF POSN	PART NUMBER	

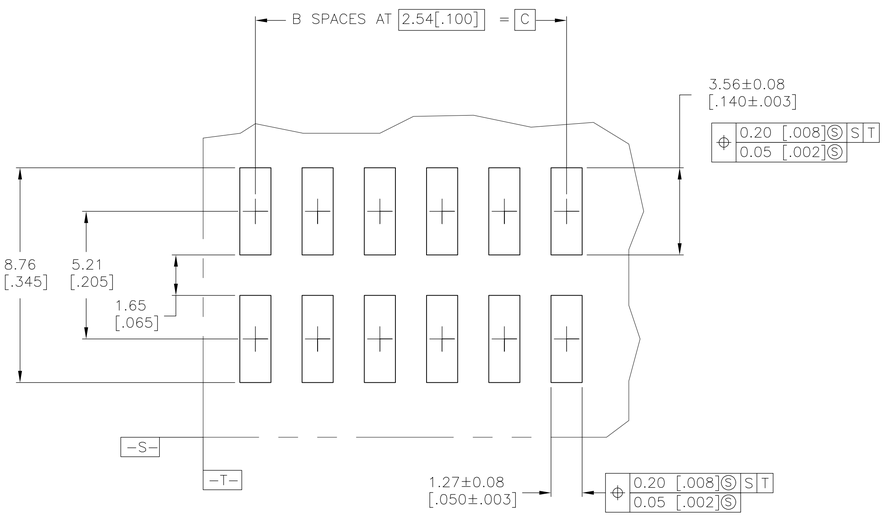

RECOMMENDED PCB LAYOUT
FOR USE WITH .008 THICK STENCIL

THIS DRAWING IS A CONTROLLED DOCUMENT.

DIMENSIONS: mm [INCHES]

TOLERANCES UNLESS OTHERWISE SPECIFIED:
0 PLC ± -
1 PLC ± -
2 PLC ± 0.13[.005]
3 PLC ±
4 PLC ± -
ANGLES ± -

MATERIAL 4

FINISH SEE TABLE

DWN J. KNAUB 30-09-94
CHK G DUBNICZKI 30-09-94
APVD G DUBNICZKI 30-09-94

PRODUCT SPEC —
APPLICATION SPEC —
WEIGHT —

Tyco Electronics
Tyco Electronics Corporation
Harrisburg, Pa 17105-3608

NAME
SURFACE MOUNT HEADER ASSEMBLY, MOD II, BREAKAWAY, VERTICAL, DOUBLE ROW, .100 X.100 C/L, .025 SQ.POST

SIZE	CAGE CODE	DRAWING NO	RESTRICTED TO
A1	00779	C-146131	—

CUSTOMER DRAWING
SCALE 8:1 SHEET 1 OF 1 REV H1