

DO NOT
SCALE FROM
THIS PRINT

DESIGNED & DIMENSIONED
IN MILLIMETERS[INCHES]

MCX7-P-C-XX-ST-CA3

GENDER
-P: PLUG

TERMINATION
-CA3: CABLE (RG179)

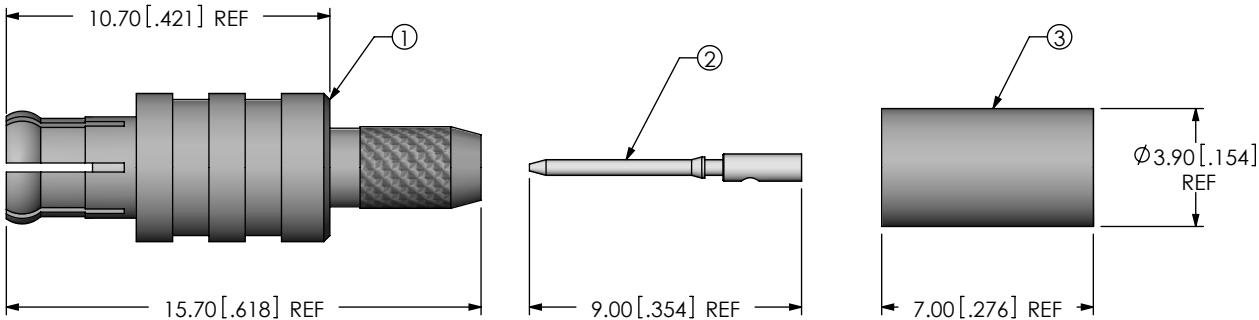
TYPE
-C: CABLE

ORIENTATION
-ST: STRAIGHT

PLATING SPECIFICATION

-HN: 30μ" GOLD CENTER CONTACT,
100μ" NICKEL OUTER CONTACT
-H: 30μ" GOLD CENTER CONTACT,
3μ" GOLD OUTER CONTACT
(SEE TABLE 1)

TABLE 1			
ITEM	COMPONENT	-HN	-H
1	SUB ASSEMBLY	SUB-MCX7-P-C-FN-ST-CA3	SUB-MCX7-P-C-F-ST-CA3
2	PIN	MCX7-P-C-H-ST-CA3-PIN	
3	OUTER FERRULE	MCX-FER-001-N	MCX-FER-001-F



- NOTES:
- 1. NOTE DELETED.
 - 2. NOTE DELETED.
 - 3. NOTE DELETED.
 - 4. NOTE DELETED.
 - 5. PRODUCT TO BE BULK PACKAGED PER PACKAGING STANDARD CO-RF-WI-3040-M.
 - 6. NOTE DELETED.
 - 7. NOTE DELETED.
 - 8. NOTE DELETED.

F:\DWG\MISC\MKTG\MCX7-P-C-XX-ST-CA3-MKT.SLDDRW

UNLESS OTHERWISE SPECIFIED,
DIMENSIONS ARE IN
MILLIMETERS [INCHES].
TOLERANCES ARE:
DECIMALS ANGLES
.X: ±0.3 [.01] 5°
.XX: ±0.13 [.005]
.XXX: ±0.051 [.0020]

PROPRIETARY NOTE
THIS DOCUMENT CONTAINS CONFIDENTIAL AND
PROPRIETARY INFORMATION AND ALL DESIGN,
MANUFACTURING, REPRODUCTION, USE, PATENT RIGHTS
AND SALES RIGHTS ARE EXPRESSLY RESERVED BY SAMTEC,
INC. THIS DOCUMENT SHALL NOT BE DISCLOSED, IN WHOLE
OR PART, TO ANY UNAUTHORIZED PERSON OR ENTITY NOR
REPRODUCED, TRANSFERRED OR INCORPORATED IN ANY
OTHER PROJECT IN ANY MANNER WITHOUT THE EXPRESS
WRITTEN CONSENT OF SAMTEC, INC.

samtec
520 PARK EAST BLVD, NEW ALBANY, IN 47150
PHONE: 812-944-6733 FAX: 812-948-5047
e-Mail: info@SAMTEC.com code 55322

MATERIAL: DO NOT SCALE DRAWING

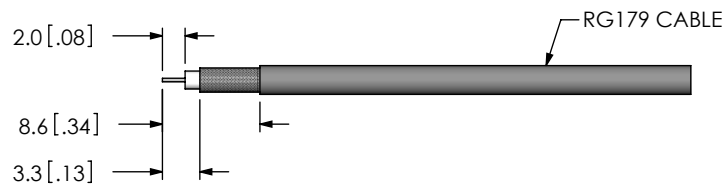
SHEET SCALE: 4:1

SHELL, FERRULES: BRASS
CONTACT: BRASS
DIELECTRIC: PTFE

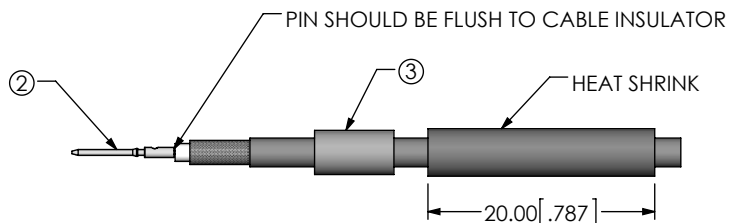
DESCRIPTION:
TRUE 75 OHM, MCX STRAIGHT PLUG, RG179

DWG. NO.
MCX7-P-C-XX-ST-CA3

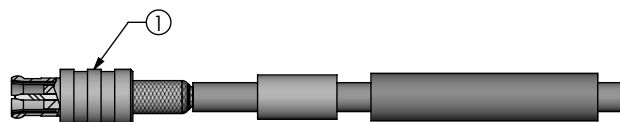
BY: R MUSSER 02/06/2008 SHEET 1 OF 2



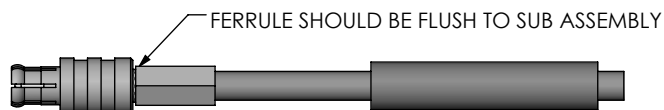
IN-PROCESS 1
STRIP CABLE AND TIN INNER
CONDUCTOR



IN-PROCESS 2
ADD HEAT SHRINK TUBING AND FERRULE,
SOLDER SIGNAL PIN



IN-PROCESS 3
FLARE SHIELD & ADD SUB ASSEMBLY



IN-PROCESS 4
CRIMP FERRULE
(USE RF CRIMP HAND TOOL #CAT-RF-FER-01,
AND USE .128" HEX DIE)



IN-PROCESS 5
ACTIVATE HEAT SHRINK

* PROPRIETARY NOTE *

THIS DOCUMENT CONTAINS CONFIDENTIAL AND
PROPRIETARY INFORMATION AND ALL DESIGN,
MANUFACTURING, REPRODUCTION, USE, PATENT RIGHTS
AND SALES RIGHTS ARE EXPRESSLY RESERVED BY SAMTEC,
INC. THIS DOCUMENT SHALL NOT BE DISCLOSED, IN WHOLE
OR PART, TO ANY UNAUTHORIZED PERSON OR ENTITY NOR
REPRODUCED, TRANSFERRED OR INCORPORATED IN ANY
OTHER PROJECT IN ANY MANNER WITHOUT THE EXPRESS
WRITTEN CONSENT OF SAMTEC, INC.

DO NOT SCALE DRAWING

SHEET SCALE: 1.5:1

samtec

520 PARK EAST BLVD, NEW ALBANY, IN 47150
PHONE: 812-944-6733 FAX: 812-948-5047
e-Mail info@SAMTEC.com code 55322

DESCRIPTION:
TRUE 75 OHM, MCX STRAIGHT PLUG, RG179

DWG. NO.
MCX7-P-C-XX-ST-CA3

BY: R MUSSER 02/06/2008 SHEET 2 OF 2