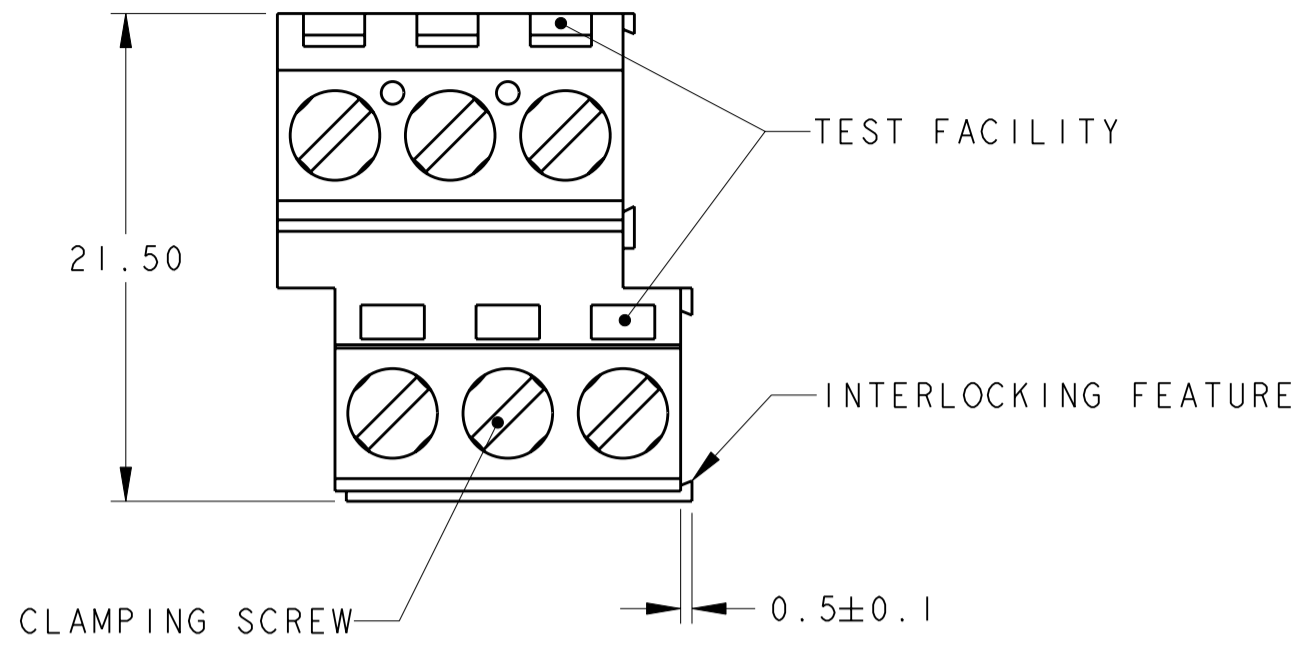
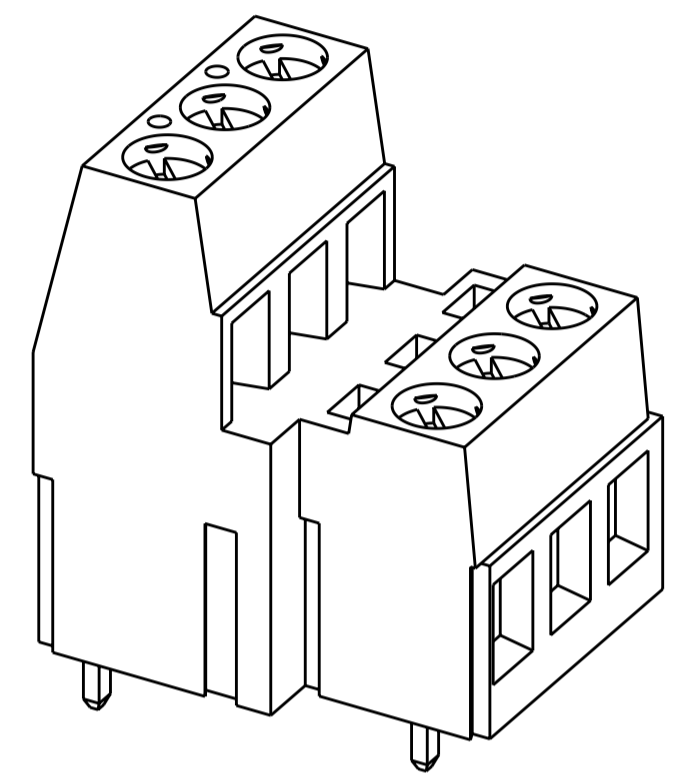


THIS DRAWING IS UNPUBLISHED. RELEASED FOR PUBLICATION 20
 © COPYRIGHT 20 BY ALL RIGHTS RESERVED.

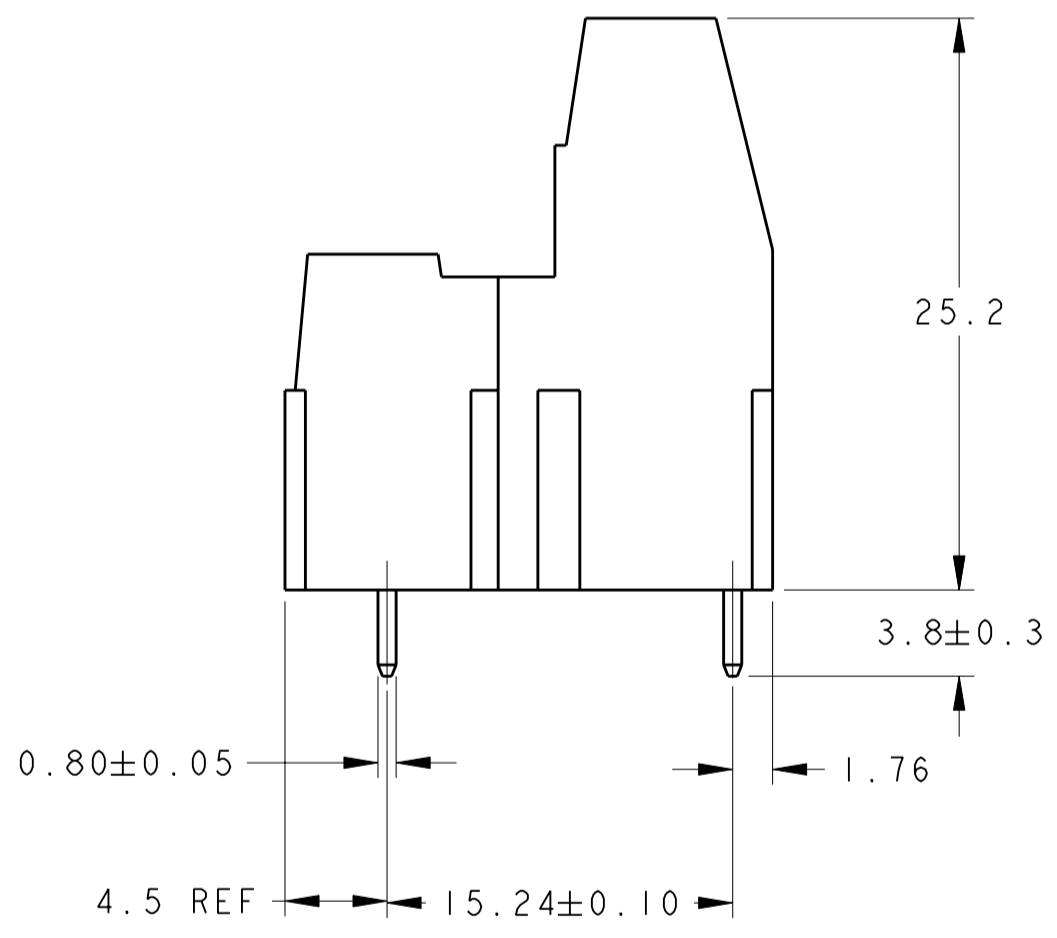
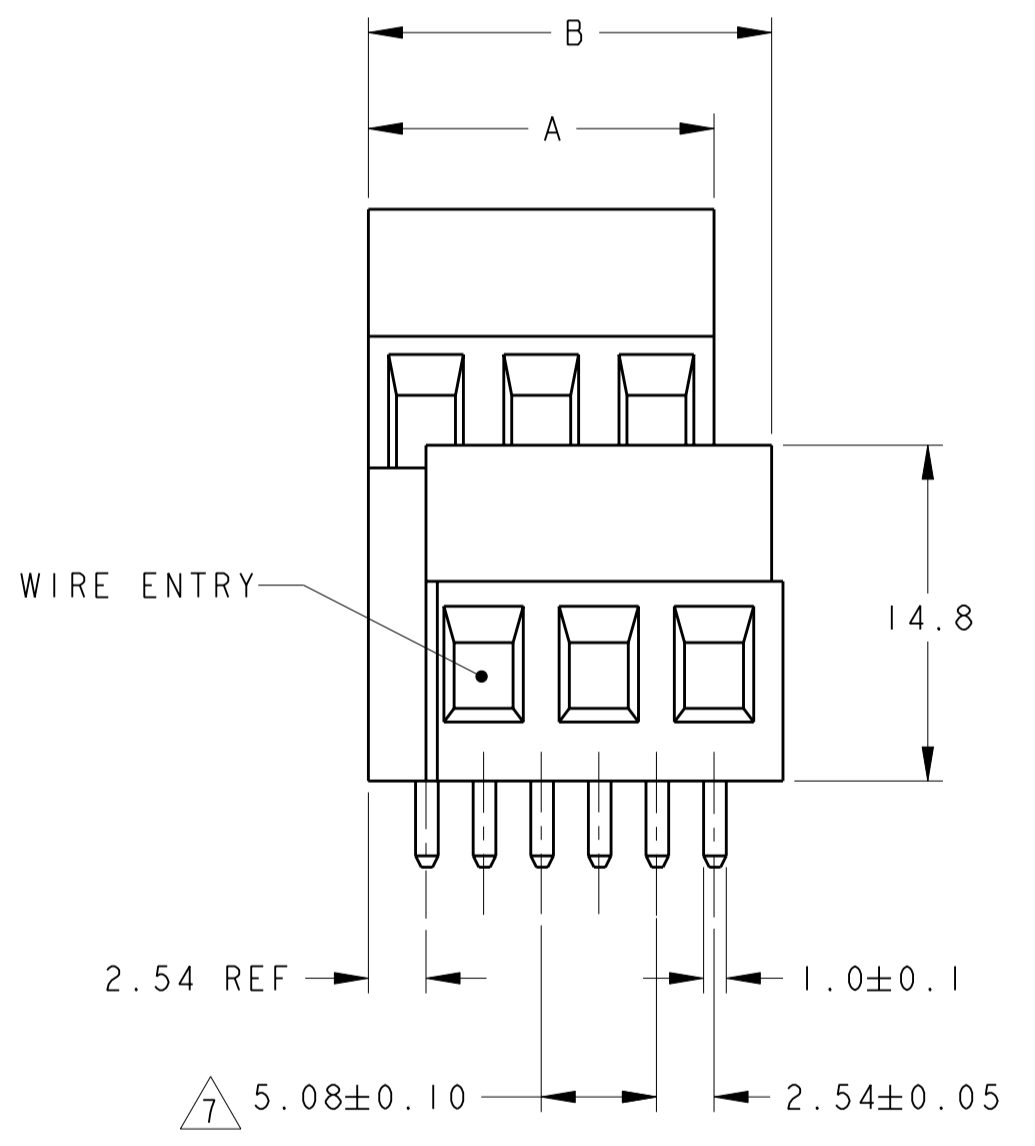
LOC		DIST		REVISIONS			
P	LTR	DESCRIPTION	DATE	DWN	APVD		
FT	0	E2	REVISIED PER ECO-11-005027	16MAR2011	RK	HMR	



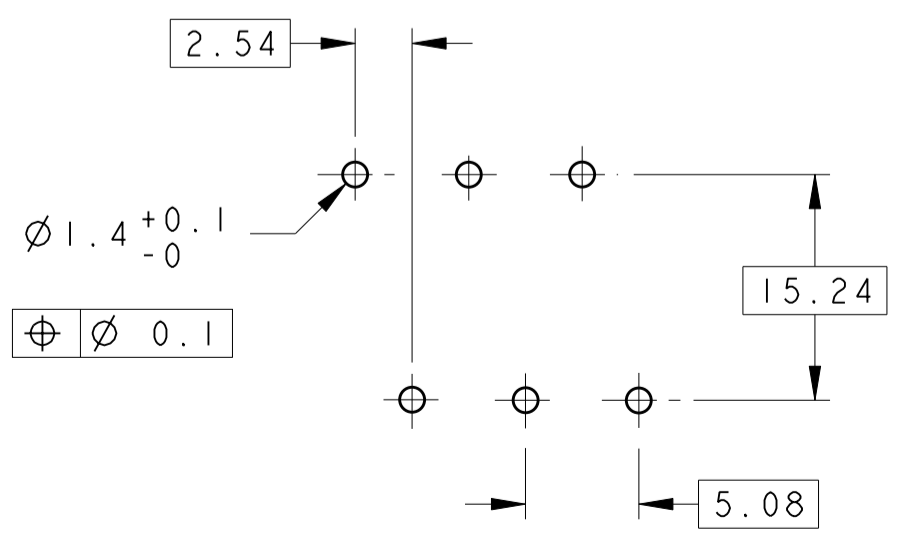
- 1. MATERIALS AND FINISH
 HOUSING: PA 6-6, UL 94-V0, COLOR GREEN.
 CLAMP: BRASS, NICKEL PLATED.
 TERMINAL: BRASS, TIN PLATED.
 CLAMPING SCREW: M3, BRASS, NICKEL PLATED.
- 2. SUITABLE FOR 1,6-2,4mm PC BOARD THICKNESS.
- 3. END-TO-END STACKABLE W/INTERLOCK WITHOUT LOSS OF CENTERLINE SPACING.
- 4. WIRE SIZE RANGE: 12-30 AWG.
- 5. RECOGNIZED UNDER THE COMPONENT PROGRAM OF UNDERWRITERS LABORATORIES INC., FILE N° E60677.
- 6. IMQ CERTIFICATE WITH SURVEILLANCE IN CONFORMITY WITH IEC 998-1/998-2-1.
- 7. NOT CUMULATIVE TOLERANCE.
- 8. SCREWS BOTTOMED IN TERMINAL BLOCK TO CLOSE CAGE CLAMP.
- 9. BUCHANAN LOGO TO APPEAR ON HOUSING, LOCATION OPTIONAL WHERE SPACE PERMITS.



796692-3 AS SHOWN



83.82	81.28	16	1-796692-6
17.78	15.24	3	1-796692-3
63.50	60.96	12	1-796692-2
58.42	55.88	11	1-796692-1
53.34	50.80	10	1-796692-0
48.26	45.72	9	796692-9
43.18	40.64	8	796692-8
38.10	35.56	7	796692-7
33.02	30.48	6	796692-6
27.94	25.40	5	796692-5
22.86	20.32	4	796692-4
17.78	15.24	3	796692-3
12.70	10.16	2	796692-2
B	A	NO OF POSN	PART NUMBER



RECOMMENDED PC BOARD LAYOUT

THIS DRAWING IS A CONTROLLED DOCUMENT.		DWN S.WELDON 21FEB2002	TE Connectivity	
DIMENSIONS: mm		CHK D.BIEVENOUR 21FEB2002		
TOLERANCES UNLESS OTHERWISE SPECIFIED:		APVD D.BIEVENOUR 21FEB2002	NAME	
0 PLC ±		PRODUCT SPEC	TERMINAL BLOCK, PCB MOUNT	
1 PLC ±0.3		APPLICATION SPEC	1ST AND 2ND LEVEL	
2 PLC ±0.25		108-20166	STACKING W/INTERLOCK, 5.08mm PITCH	
3 PLC ±		114-20079	SIZE	RESTRICTED TO
4 PLC ±		WEIGHT	A200779C-796692	-
ANGLES ±2		CUSTOMER DRAWING	SCALE 3:1	SHEET 1 OF 1
FINISH			REV E2	