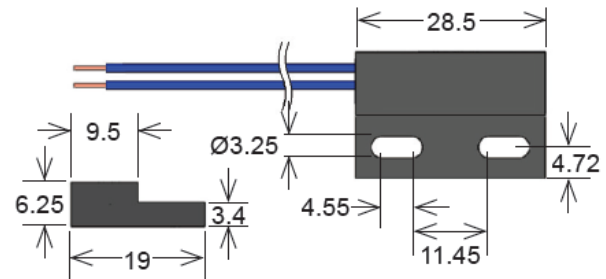


MK21 Series Reed Sensors



- Features: Screw Mount, Withstands Temp. >150°C (M-Version), Cable Termination & Lengths available
- Applications: Door & Window Contacts, With Magnetic Floats for Water Level Detection, Position Sensing
- Markets: Automotive, Appliance, Industrial, Security & Others

Part Description: **M K 21 / X - 0 X 0 0 X - 0 0 0 X**

Version	Contact QTY	Contact Form	Switch Model	Magnetic Sensitivity	Cable Length (mm)	Termination
M = Molded P = Potted	1	A, B, C	66, 85, 90	B, C, D, E	500, 1,000, 1,500, 2,000, 3,000, 5,000	w

Customer Options	Switch Model			Unit
Contact Data	66	85	90	
Rated Power (max.) Any DC combination of V&A not to exceed their individual max.'s	10	100	10	W
Switching Voltage (max.) DC or peak AC	180	1,000	175	V
Switching Current (max.) DC or peak AC	0.5	1	0.5	A
Carry Current (max.) DC or peak AC	1.25	2,5	1.0	A
Contact Resistance (max.) @ 0.5V & 50mA	150	150	150	mOhm
Breakdown Voltage (min.) According to EN60255-5	0.2	1,5	0.2	kVDC
Operating Time (max.) Incl. Bounce; Measured with w/ Nominal Voltage	0.5	1.1	0.7	ms
Release Time (max.) Measured with no Coil Excitation	0.05	0.1	1.5	ms
Insulation Resistance (typ.) Rh<45%, 100V Test Voltage	10 ¹⁰	10 ¹⁰	10 ⁹	Ohm
Capacitance (typ.) @ 10kHz across open Switch	0.3	0.5	1.5	pF

Series Datasheet – MK21 Reed Sensors

www.standexmeder.com

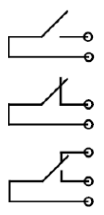


Housing and Cable Specifications

Housing Material	Epoxy Resin
Case Color	Black
Sealing Compound	-
Cable Typ	Single Wires
Cable Material	Radox
Cross Section (mm ²)	0.34

Environmental Data

		Unit
Shock Resistance (max.) 1/2 sine wave duration 11ms	50	g
Vibration Resistance (max.)	20	g
Operating Temperature Cable not moved	-40 to 150	°C
Operating Temperature Cable moved	-30 to 150	°C
Storage Temperature	-40 to 150	°C

Glossary Contact Form

Form A	NO = Normally Open Contacts SPST = Single Pole Single Throw	  
Form B	NC = Normally Closed Contacts SPST = Single Pole Single Throw	
Form C	Changeover SPDT = Single Pole Double Throw	

Glossary Magnetic Sensitivity

Sens.	A	B	C	D	E	F	G
AT	05-10	10-15	15-20	20-25	25-30	30-35	35-40



MK20/1 Reed Sensor



Handling & Assembly Instructions

- Max torque on housing is 1Nm
- Cable bending-radius is diameter x 15
- Min. bending distance to housing is 5mm
- Drag mark out of the mounting area forbidden
- Decrease switching distance by mounting on iron
- Do not use magnetically inductive screws
- Series resistor recommended for > 5m cable length

Life Test Data

*Load increase reduces life expectancy of Reed Switches

