



NEC's NPN SILICON TRANSISTOR

NE681M03

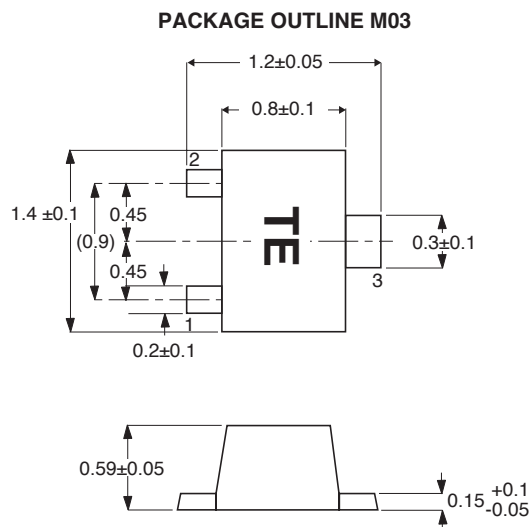
FEATURES

- **NEW M03 PACKAGE:**
 - Smallest transistor outline package available
 - Low profile/0.59 mm package height
 - Flat lead style for better RF performance
- **HIGH GAIN BANDWIDTH PRODUCT:**
 $f_T = 7 \text{ GHz}$
- **LOW NOISE FIGURE:**
 $NF = 1.4 \text{ dB}$

DESCRIPTION

NEC's NE681M03 transistor is ideal for low noise, high gain, and low cost amplifier applications. NEC's new low profile/flat lead style "M03" package is ideal for today's portable wireless applications. The NE681 is also available in chip, Micro-x, and six different low cost plastic surface mount package styles.

OUTLINE DIMENSIONS (Units in mm)



PIN CONNECTIONS

1. Emitter
2. Base
3. Collector

ELECTRICAL CHARACTERISTICS ($T_A = 25^\circ\text{C}$)

PART NUMBER EIAJ ¹ REGISTERED NUMBER PACKAGE OUTLINE		NE681M03 2SC5433 M03			
SYMBOLS	PARAMETERS AND CONDITIONS	UNITS	MIN	TYP	MAX
f_T	Gain Bandwidth at $V_{CE} = 3 \text{ V}$, $I_C = 7 \text{ mA}$, $f = 1 \text{ GHz}$	GHz	4.5	7.0	
NF	Noise Figure at $V_{CE} = 3 \text{ V}$, $I_C = 7 \text{ mA}$, $f = 1 \text{ GHz}$	dB		1.4	2.7
IS_{21EI}^2	Insertion Power Gain at $V_{CE} = 3 \text{ V}$, $I_C = 7 \text{ mA}$, $f = 1 \text{ GHz}$	dB	10	12	
h_{FE}^2	Forward Current Gain at $V_{CE} = 3 \text{ V}$, $I_C = 7 \text{ mA}$		80		145
I_{CBO}	Collector Cutoff Current at $V_{CB} = 10 \text{ V}$, $I_E = 0$	μA			0.8
I_{EBO}	Emitter Cutoff Current at $V_{EB} = 1 \text{ V}$, $I_C = 0$	μA			0.8
CRE^3	Feedback Capacitance at $V_{CB} = 3 \text{ V}$, $I_E = 0$, $f = 1 \text{ MHz}$	pF			0.9

Notes:

1. Electronic Industrial Association of Japan.
2. Pulsed measurement, pulse width $\leq 350 \mu\text{s}$, duty cycle $\leq 2\%$.
3. Capacitance is measured with emitter and case connected to the guard terminal at the bridge.

ABSOLUTE MAXIMUM RATINGS¹ (T_A = 25°C)

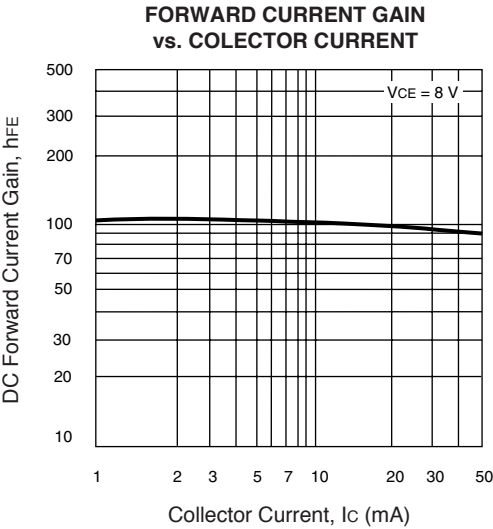
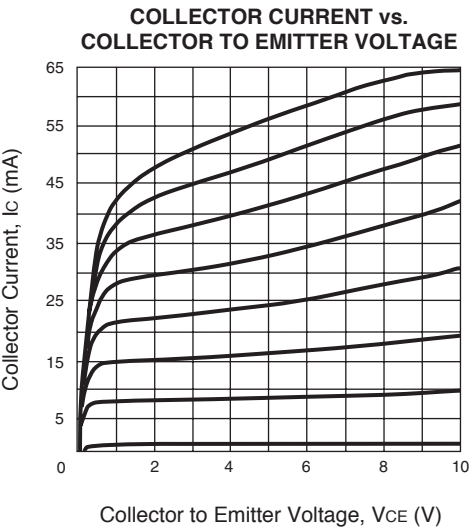
SYMBOLS	PARAMETERS	UNITS	RATINGS
V _{CBO}	Collector to Base Voltage	V	20
V _{CEO}	Collector to Emitter Voltage	V	10
V _{EB0}	Emitter to Base Voltage	V	1.5
I _C	Collector Current	mA	65
P _T	Total Power Dissipation	mW	125
T _J	Junction Temperature	°C	150
T _{STG}	Storage Temperature	°C	-65 to +150

Note:
1. Operation in excess of any one of these parameters may result in permanent damage.

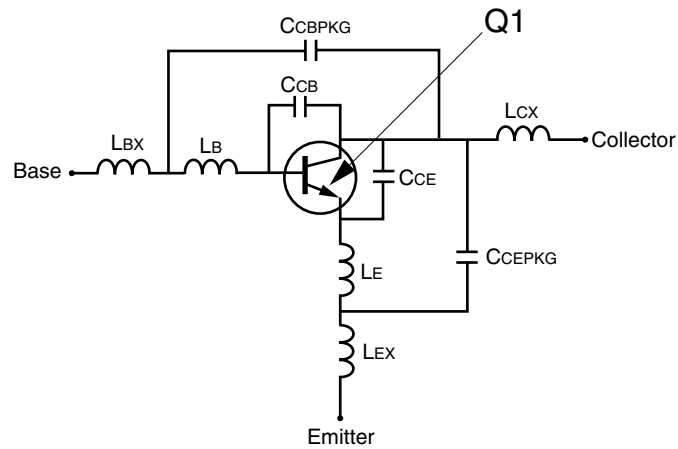
ORDERING INFORMATION

PART NUMBER	QUANTITY
NE681M03-A	
NE681M03-T1-A	

TYPICAL PERFORMANCE CURVES (T_A = 25°C)



SCHEMATIC

BJT NONLINEAR MODEL PARAMETERS ⁽¹⁾

Parameters	Q1	Parameters	Q1
IS	239.6e-18	MJC	0.223
BF	125	XCJC	0
NF	0.9854	CJS	0
VAF	12	VJS	0.75
IKF	0.200	MJS	0
ISE	1.933e-6	FC	0.5
NE	50	TF	10e-12
BR	18.25	XTF	25
NR	0.9771	VTF	0.40
VAR	10	ITF	0.13
IKR	11.81e-3	PTF	43.1
ISC	1.55e-18	TR	0.3e-9
NC	1.860	EG	1.11
RE	0.870	XTB	0
RB	4.0	XTI	3
RBM	5.2	KF	0
IRB	1e-6	AF	1
RC	4.635		
CJE	1.2e-12		
VJE	0.77		
MJE	0.4844		
CJC	0.4e-12		
VJC	0.5275		

(1) Gummel-Poon Model

UNITS

Parameter	Units
time	seconds
capacitance	farads
inductance	henries
resistance	ohms
voltage	volts
current	amps

ADDITIONAL PARAMETERS

Parameters	681M03
CCB	0.07e-12
CCE	0.01e-12
LB	0.3e-9
LE	0.8e-9
CCBPKG	0.08e-12
CCEPKG	0.08e-12
LBX	0.12e-9
LCX	0.10e-9
LEX	0.12e-9

MODEL RANGE

Frequency: 0.1 to 5.0 GHz

Bias: $V_{CE} = 2.5 \text{ V to } 8 \text{ V}$, $I_C = 0.3 \text{ mA to } 20 \text{ mA}$

Date: 12/98

 $h_{FE} = 124$ at $V_{CE} = 3 \text{ V}$, $I_C = 7 \text{ mA}$

Life Support Applications

These NEC products are not intended for use in life support devices, appliances, or systems where the malfunction of these products can reasonably be expected to result in personal injury. The customers of CEL using or selling these products for use in such applications do so at their own risk and agree to fully indemnify CEL for all damages resulting from such improper use or sale.

EXCLUSIVE NORTH AMERICAN AGENT FOR NEC RF, MICROWAVE & OPTOELECTRONIC SEMICONDUCTORS

CEL CALIFORNIA EASTERN LABORATORIES • Headquarters • 4590 Patrick Henry Drive • Santa Clara, CA 95054-1817 • (408) 988-3500 • Telex 34-6393 • FAX (408) 988-0279
DATA SUBJECT TO CHANGE WITHOUT NOTICE Internet: <http://WWW.CEL.COM>

06/10/2002

Subject: Compliance with EU Directives

CEL certifies, to its knowledge, that semiconductor and laser products detailed below are compliant with the requirements of European Union (EU) Directive 2002/95/EC Restriction on Use of Hazardous Substances in electrical and electronic equipment (RoHS) and the requirements of EU Directive 2003/11/EC Restriction on Penta and Octa BDE.

CEL Pb-free products have the same base part number with a suffix added. The suffix –A indicates that the device is Pb-free. The –AZ suffix is used to designate devices containing Pb which are exempted from the requirement of RoHS directive (*). In all cases the devices have Pb-free terminals. All devices with these suffixes meet the requirements of the RoHS directive.

This status is based on CEL's understanding of the EU Directives and knowledge of the materials that go into its products as of the date of disclosure of this information.

Restricted Substance per RoHS	Concentration Limit per RoHS (values are not yet fixed)	Concentration contained in CEL devices	
		-A	-AZ
Lead (Pb)	< 1000 PPM	Not Detected	(*)
Mercury	< 1000 PPM	Not Detected	
Cadmium	< 100 PPM	Not Detected	
Hexavalent Chromium	< 1000 PPM	Not Detected	
PBB	< 1000 PPM	Not Detected	
PBDE	< 1000 PPM	Not Detected	

If you should have any additional questions regarding our devices and compliance to environmental standards, please do not hesitate to contact your local representative.

Important Information and Disclaimer: Information provided by CEL on its website or in other communications concerning the substance content of its products represents knowledge and belief as of the date that it is provided. CEL bases its knowledge and belief on information provided by third parties and makes no representation or warranty as to the accuracy of such information. Efforts are underway to better integrate information from third parties. CEL has taken and continues to take reasonable steps to provide representative and accurate information but may not have conducted destructive testing or chemical analysis on incoming materials and chemicals. CEL and CEL suppliers consider certain information to be proprietary, and thus CAS numbers and other limited information may not be available for release.

In no event shall CEL's liability arising out of such information exceed the total purchase price of the CEL part(s) at issue sold by CEL to customer on an annual basis.

See CEL Terms and Conditions for additional clarification of warranties and liability.

Mouser Electronics

Authorized Distributor

Click to View Pricing, Inventory, Delivery & Lifecycle Information:

CEL:

[NE68133-T1B-A](#) [NE681M03-T1-A](#) [NE681M03-A](#) [NE68133-T1B-R33-A](#) [NE68133-T1B-R34-A](#) [NE68133-T1B-R35-A](#)