

# On-Board Type (DC) EMI Suppression Filters (EMIFIL®)

**muRata**

## Chip Common Mode Choke Coils Winding Type for Large Current DLW5AH/5BS/5BT Series

### DLW5AH/5BS Series

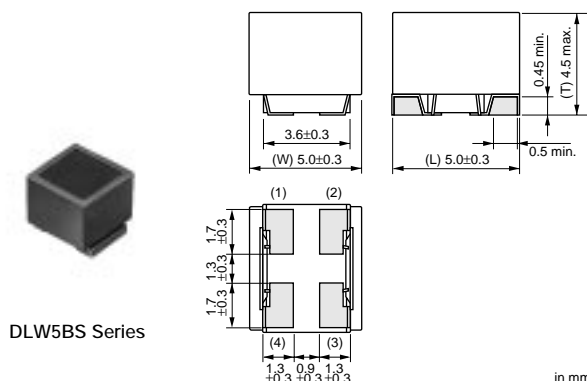
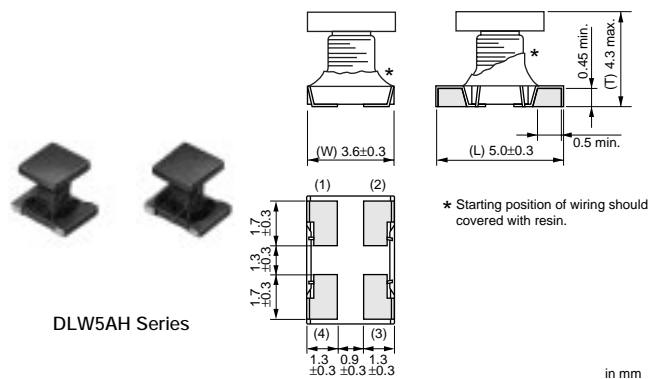
The DLW5AH/5BS series is a high performance wound type chip common mode choke coil.

#### ■ Features

1. High impedance (max. of 4000ohm at 100MHz: DLW5AH) enables great noise suppression.
2. Large rated current (max. of 5A) is suitable for power line use.
3. DLW5AH/BS series does not damage high speed signal due to high coupling common mode choke coil structure.
4. Automatic mounting can be applied.

#### ■ Applications

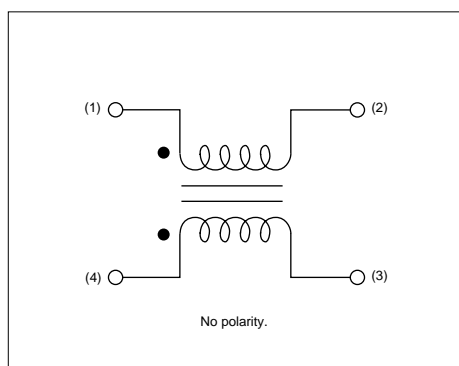
1. DC power lines in AC adapter of Portable equipment
2. DC power lines of DC-DC converter, battery charger



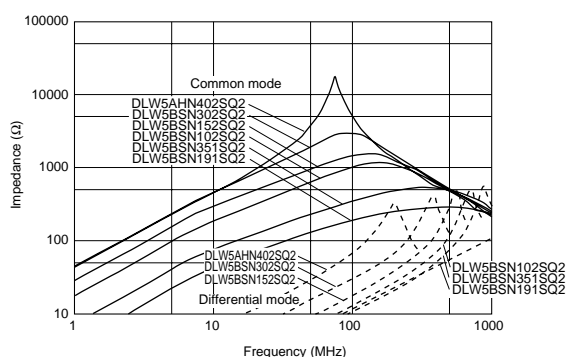
Part Number	Common Mode Impedance (at 100MHz, 20 degree C) (ohm)	Rated Current (mA)	Rated Voltage (Vdc)	Insulation Resistance (min.) (M ohm)	Withstand Voltage (Vdc)	DC Resistance (ohm)
DLW5AHN402SQ2	4000 (Typ.)	200	50	10	125	3.0 max.
DLW5BSN191SQ2	190 (Typ.)	5000	50	10	125	0.02 max.
DLW5BSN351SQ2	350 (Typ.)	2000	50	10	125	0.04 max.
DLW5BSN102SQ2	1000 (Typ.)	1500	50	10	125	0.06 max.
DLW5BSN152SQ2	1500 (Typ.)	1000	50	10	125	0.1 max.
DLW5BSN302SQ2	3000 (Typ.)	500	50	10	125	0.3 max.

Operating Temperature Range : -25°C to 85°C

#### ■ Equivalent Circuit



#### ■ Impedance-Frequency (Typical)

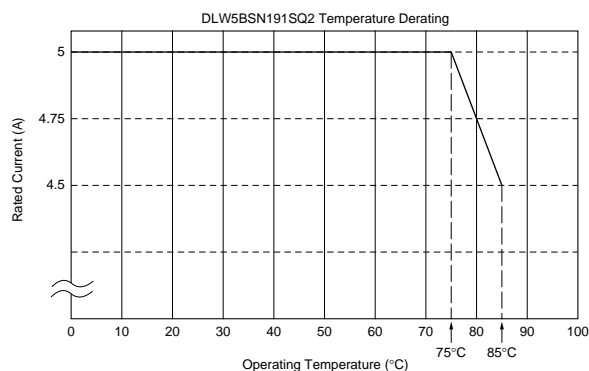


Continued on the following page.

Continued from the preceding page.

## Derating

### DLW5BSN191



## DLW5BT Series

Low profile (h=2.5mm) chip common mode choke coil.  
Suitable for noise suppression at DC power line.

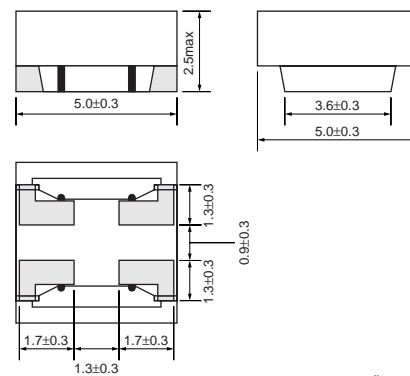

### Features

1. Low profile (h=2.5mm)
2. Small size (5.0x5.0mm) and high rated current (1.5 to 6 A)
3. High common mode Impedance (max. 1400ohm, at 100MHz)

### Applications

Noise suppression for power line

1. Power line equipment
  - DC-DC converter
  - battery charger
2. Portable equipment
  - PDA (Personal Digital Assistance)
  - note PC
  - printer

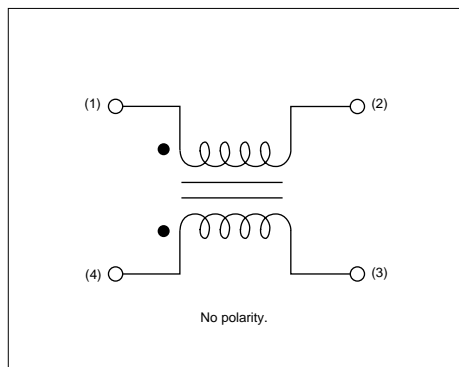


(in mm)

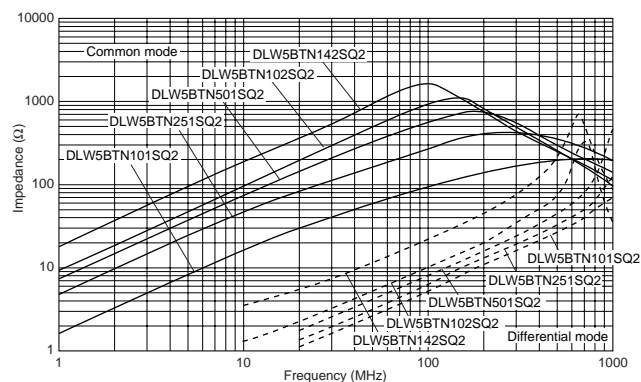
Part Number	Common Mode Impedance (at 100MHz, 20 degree C) (ohm)	Rated Current (mA)	Rated Voltage (Vdc)	Insulation Resistance (min.) (M ohm)	Withstand Voltage (Vdc)	DC Resistance (ohm)
DLW5BTN101SQ2	100 (Typ.)	6000	50	10	125	0.009 (Typ.)
DLW5BTN251SQ2	250 (Typ.)	5000	50	10	125	0.014 (Typ.)
DLW5BTN501SQ2	500 (Typ.)	4000	50	10	125	0.019 (Typ.)
DLW5BTN102SQ2	1000 (Typ.)	2000	50	10	125	0.024 (Typ.)
DLW5BTN142SQ2	1400 (Typ.)	1500	50	10	125	0.040 (Typ.)

Operating Temperature Range : -25°C to 85°C

## ■ Equivalent Circuit



## ■ Impedance-Frequency (Typical)



## ■ Derating

