


SMT MICRO TERMINAL STRIPS

(1.00 mm) .0394" PITCH • FTMH/FTM SERIES



FTMH
Mates:
CLM, MLE

FTM
Mates:
CLM, MLE

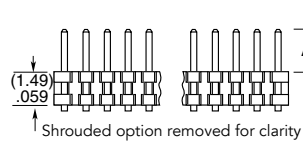
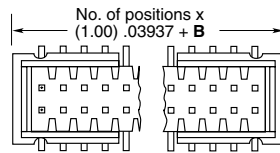
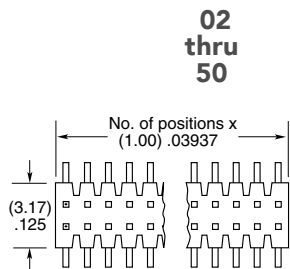
SPECIFICATIONS

Insulator Material:
Black Liquid Crystal Polymer
Terminal Material:
Phosphor Bronze
Plating:
Sn or Au over
50 μ" (1.27 μm) Ni
Operating Temp Range:
-55 °C to +125 °C
Current Rating (FTMH/CLM):
3.1 A per pin
(2 pins powered)
Voltage Rating:
FTMH: 270 VAC /382 VDC

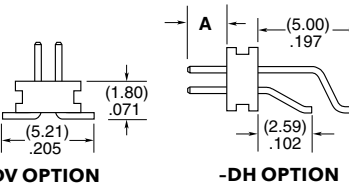
PROCESSING

Lead-Free Solderable:
Yes
SMT Lead Coplanarity:
-DV: (0.10 mm) .004" max
-DH: (0.10 mm) .004" max (05-25)
(0.15 mm) .006" max (26-50)*
*(.004" stencil solution may be available; contact ipg@samtec.com)

FTMH	1	NO. PINS PER ROW	LEAD STYLE	PLATING OPTION	ROW OPTION	FLEX SHROUD OPTION	OTHER OPTION
------	---	------------------	------------	----------------	------------	--------------------	--------------



-DV OPTION



-DH OPTION

OPTION	B
-ES	(1.57) .062
-EC	(4.06) .160
-EP	(5.49) .216

LEAD STYLE	A
-02	(1.91) .075
-03	(1.65) .065

ALSO AVAILABLE

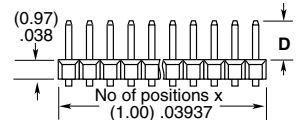
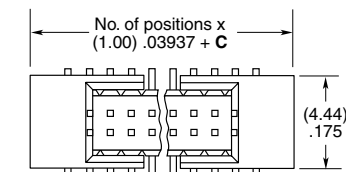
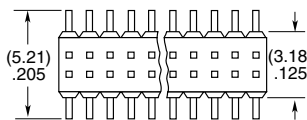
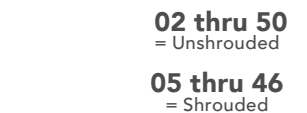
Contact Samtec

End shrouds with board locks
Molded end shrouds for 05 through 08 positions
Other platings

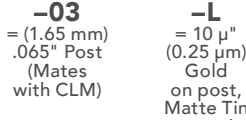
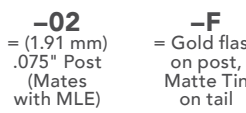


Note:
Some lengths, styles and options are non-standard, non-returnable.

FTM	1	NO. PINS PER ROW	LEAD STYLE	PLATING OPTION	DV	FLEX SHROUD OPTION	OTHER OPTION
-----	---	------------------	------------	----------------	----	--------------------	--------------



Shrouded options removed for clarity



OPTION	C
-S	(4.00) .157
-SA	(7.00) .276

LEAD STYLE	D
-02	(1.91) .075
-03	(1.65) .065

-S
= End Shroud (05 positions minimum). Molded or press-fit shroud at Samtec's discretion
-SA
= End Shroud with Alignment Pins (05 through 46 positions)
-P
= Plastic Pick & Place Pad (7 positions min.)
-TR
= Tape & Reel
-FR
= Full Reel Tape & Reel (must order max. quantity per reel; contact Samtec for quantity breaks)