NUMBER C-178455

三角法(3rd ANGLE PROJECTION)

METRIC

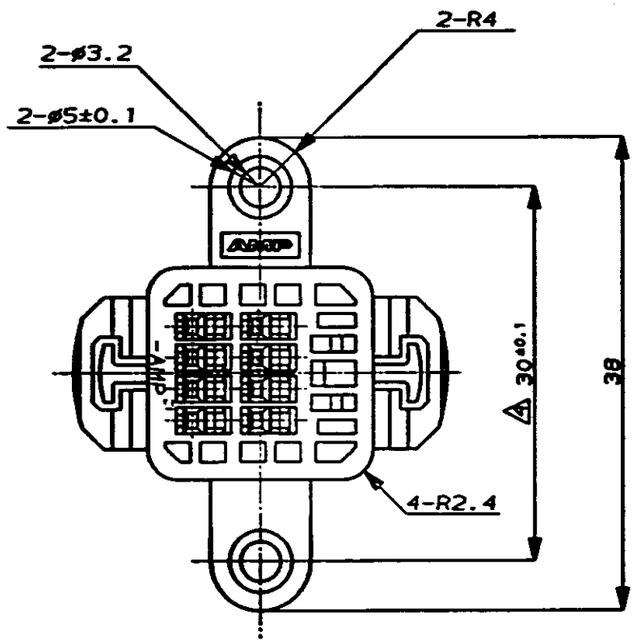

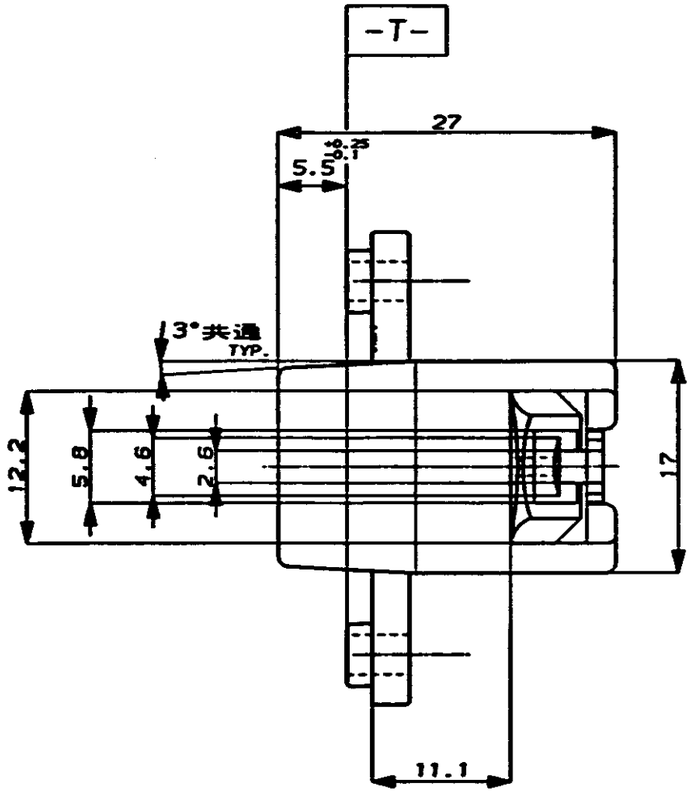

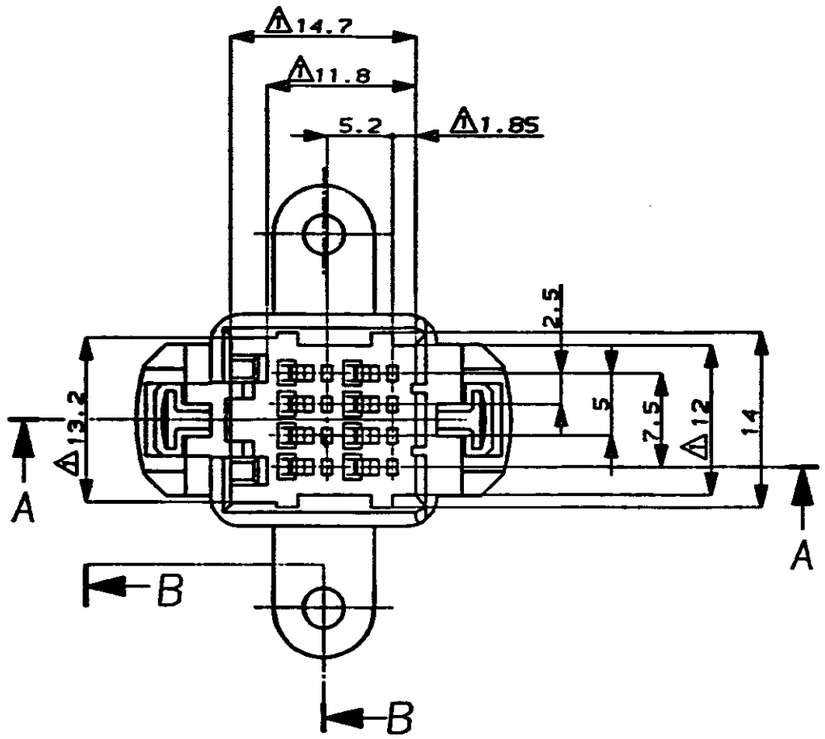

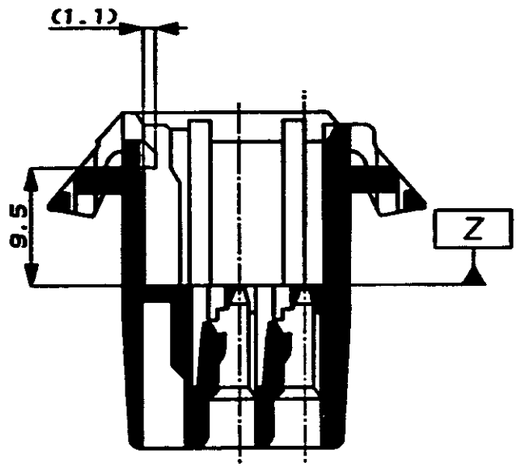

SECT. 断面 A-A

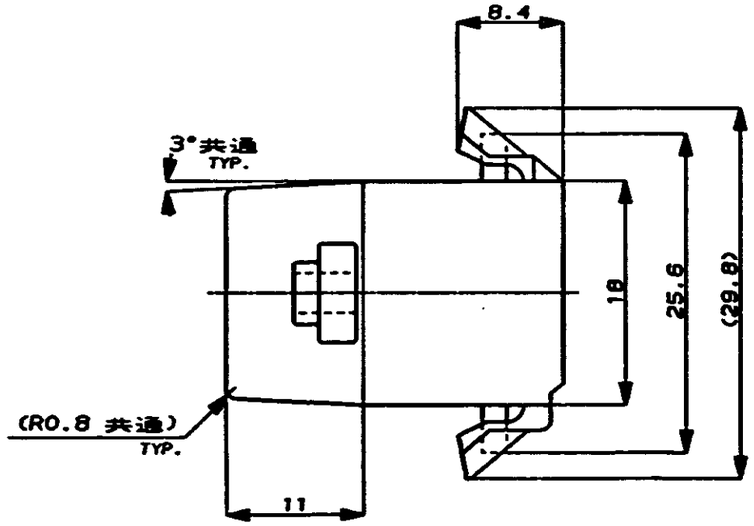

NOTE;

1. TO BE MEASURED WITHIN 2mm FROM -Z-
2. THE MATING PLUG HOUSING PART NUMBER; 174044
3. APPLICABLE CONTACT PART NUMBER; 173682
4. TO BE MEASURED AT -T-

注：

1. -Z-面から2mmの範囲で測定
2. 相手ハウジング型番；174044
3. 適用端子型番；173682
4. -T-面にて測定

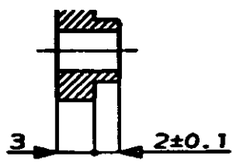

SECT. 断面 B-B

A	変更 J-1260	AN	mf	4/1 '92
0	作成 J-1108	AN	KA	1/16 '92
LTR	変更 (REVISION RECORD)	DR	CHK	DATE

白 (WHITE)	178455-1
色 (COLOR)	型番 (PART NO.)

Copyright ©1992 日本エー・エム・ピー株式会社

Copyright ©1992 AMP (Japan), LTD. ALL RIGHTS RESERVED.

AMP 日本エー・エム・ピー株式会社 Tokyo, Japan

適用電線範囲 WIRE RANGE	被覆外径 (INSULATION DIA.)
mm² (AWG -)	mmø
材質 (MATERIAL)	仕上 (FINISH)
PBT	

名称 (NAME) 8Pos. CAP HOUSING, .040 SERIES MULTI-LOCK CONNECTOR
8極 キャップハウジング
.040シリーズ マルチロック コネクタ
(パネル マウント)

DR. 1/16'92 DE. 1/16'92 CHK 1/16'92 APP. 1/17'92

一般公差 (GENERAL TOLERANCE): 10以下 ±0.2; 10を超え30以下 ±0.25; 30を超え100以下 ±0.3; 角度 ±3°

B	LOC J	番号 (No.) C-178455	
尺度 (SCALE) 2-1	REV. A	SHEET 1 OF 1	

単位, mm DIMENSIONS IN MM. DO NOT SCALE PRINT

PRINT DIST

AMP-J REV. 10/'83

(CUSTOMER DRAWING) 参考図面