THIS DRAWING IS UNPUBLISHED. RELEASED FOR PUBLICATION 20
© COPYRIGHT 20 BY - ALL RIGHTS RESERVED.

LOC	DIST
FT	0

REVISIONS

P	LTR	DESCRIPTION	DATE	DWN	APVD
	E3	REVISED PER ECO-11-004587	11MAR2011	RK	HMR

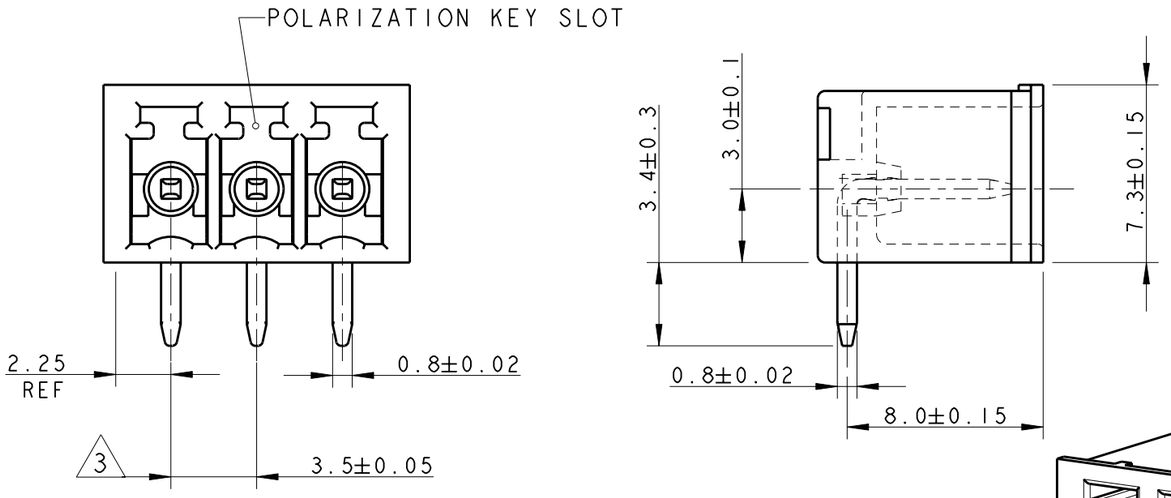

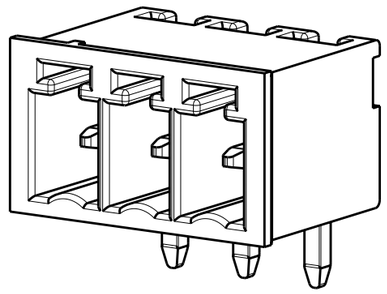

284512-3 AS SHOWN

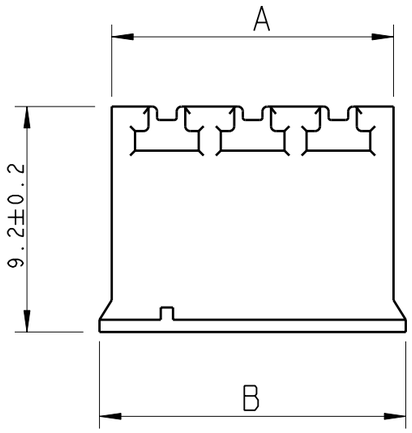

1. MATERIALS AND FINISH
   HOUSING : PA 6.6, UL 94-V0, COLOR GREEN
   TERMINAL : PHOSPHOR BRONZE, PLATING: SEE TABLE.

2. SUITABLE FOR 1.6-2.4 mm. PC BOARD THICKNESS

3. NOT CUMULATIVE TOLERANCE

4. PRELIMINARY - NOT FOR PRODUCTION.

5. SPECIAL CODING LOCATED AT POSITION 2.
   PART TO BE MATED WITH 2-284506-9.

6. SPECIAL CODING LOCATED AT POSITION 1 AND 2.
   PART TO BE MATED WITH 3-284506-0.

TERMINAL PLATING	B	A	NO OF POSN	PART NUMBER
TIN	12.5	11.5	3	3-284512-9
TIN	12.5	11.5	3	3-284512-8
GOLD FLASH	26.5	25.5	7	3-284512-6
0.2 MICRON GOLD	44.0	43.0	12	3-284512-5
TIN	16.0	15.0	4	3-284512-4
TIN	12.5	11.5	3	3-284512-3
TIN	89.5	88.5	25	2-284512-5
TIN	86.0	85.0	24	2-284512-4
TIN	82.5	81.5	23	2-284512-3
TIN	79.0	78.0	22	2-284512-2
TIN	75.5	74.5	21	2-284512-1
TIN	72.0	71.0	20	2-284512-0
TIN	68.5	67.5	19	1-284512-9
TIN	65.0	64.0	18	1-284512-8
TIN	61.5	60.5	17	1-284512-7
TIN	58.0	57.0	16	1-284512-6
TIN	54.5	53.5	15	1-284512-5
TIN	51.0	50.0	14	1-284512-4
TIN	47.5	46.5	13	1-284512-3
TIN	44.0	43.0	12	1-284512-2
TIN	40.5	39.5	11	1-284512-1
TIN	37.0	36.0	10	1-284512-0
TIN	33.5	32.5	9	284512-9
TIN	30.0	29.0	8	284512-8
TIN	26.5	25.5	7	284512-7
TIN	23.0	22.0	6	284512-6
TIN	19.5	18.5	5	284512-5
TIN	16.0	15.0	4	284512-4
TIN	12.5	11.5	3	284512-3
TIN	9.0	8.0	2	284512-2

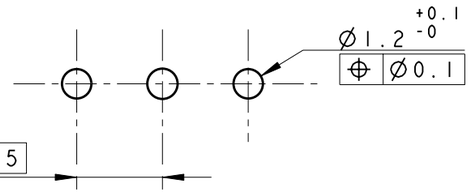

RECOMMENDED PC BOARD LAYOUT

THIS DRAWING IS A CONTROLLED DOCUMENT.

DIMENSIONS: mm

TOLERANCES UNLESS OTHERWISE SPECIFIED:
0 PLC ±-
1 PLC ±.3
2 PLC ±.25
3 PLC ±-
4 PLC ±-
ANGLES ±2

MATERIAL 1 | FINISH 1

DWN 06FEB2002 E. ZANOLINI
CHK 06FEB2002 E. ZANOLINI
APVD 06FEB2002 D. BIEVENOUR
PRODUCT SPEC 108-20166
APPLICATION SPEC 114-20079
WEIGHT -

TE Connectivity

NAME TERMINAL BLOCK, HEADER ASSEMBLY 90 DEGREE, CLOSED ENDS 3.5mm PITCH

SIZE	CAGE CODE	DRAWING NO	RESTRICTED TO
A3	00779	C-284512	-

CUSTOMER DRAWING | SCALE 4:1 | SHEET 1 OF 1 | REV E3

1470-19 (3/11)

Pro/ENGINEER DRAWING