



Chip Inductors - 0403HQ Series (1008)

- Very high Q factors and excellent current handling
- Intermediate L values not found in other series

Part number ¹	Inductance ² (nH)	Percent tolerance	Q min ³	900 MHz		1.7 GHz		SRF typ ⁴ (GHz)	DCR max ⁵ (Ohms)	Irms ⁶ (A)
				L typ	Q typ	L typ	Q typ			
0403HQ-1N9XJL_	1.9	5	40	1.9	62	1.9	94	11.84	0.012	2.2
0403HQ-2N1XJL_	2.1	5	35	2.1	56	2.1	88	12.40	0.019	1.8
0403HQ-3N4XJL_	3.4	5	40	3.4	66	3.5	96	8.97	0.016	1.9
0403HQ-3N7XJL_	3.7	5	40	3.7	64	3.8	95	8.65	0.018	1.8
0403HQ-5N5XJL_	5.5	5	40	5.5	62	5.7	93	8.60	0.022	1.5
0403HQ-6N6XJL_	6.6	5	40	6.6	60	6.9	92	7.30	0.046	1.1
0403HQ-8N2XJL_	8.2	5	40	8.2	63	8.5	92	6.73	0.040	1.2
0403HQ-9N0XJL_	9.0	5	40	9.1	66	9.5	90	6.85	0.055	1.0
0403HQ-12NXJL_	12	5	40	12.1	60	12.7	90	5.82	0.065	0.80
0403HQ-15NXJL_	15	5	35	15.2	60	16.0	90	5.82	0.188	0.50
0403HQ-18NXJL_	18	5	35	18.2	62	19.6	93	5.15	0.185	0.50

1. When ordering, please specify **termination** and **packaging** codes:

0403HQ-18N XJL W

Termination: L = RoHS compliant silver-palladium-platinum-glass frit.
Special order: T = RoHS tin-silver-copper (95.5/4/0.5) or
 S = non-RoHS tin-lead (63/37).

Packaging: W = 7" machine-ready reel. EIA-481 punched paper tape
 (2000 parts per full reel).

U = Less than full reel. In tape, but not machine ready.
 To have a leader and trailer added (\$25 charge), use
 code letter W instead.

- Inductance measured at 500 MHz using a Coilcraft SMD-F fixture in an Agilent/HP 4286 impedance analyzer with Coilcraft-provided correlation pieces.
- Q measured at 500 MHz using an Agilent/HP 4291A with an Agilent/HP 16193 test fixture.
- SRF measured using an Agilent/HP 8722ES network analyzer and a test fixture with a 0.017" air gap.
- DCR measured on a micro-ohmmeter and a Coilcraft CCF858 test fixture.
- Current that causes a 30°C temperature rise from 25°C ambient. See Qualification Standards section for environmental and test data. Refer to Doc 362 "Soldering Surface Mount Components" before soldering.

Designer's Kit C371 contains 20 of each value

Core material Ceramic

Terminations RoHS compliant silver-palladium-platinum-glass frit. Other terminations available at additional cost.

Weight 1.29 – 1.60 mg

Ambient temperature –40°C to +125°C with Irms current, +125°C to +155°C with derated current

Storage temperature Component: –40°C to +155°C.
 Packaging: –40°C to +80°C

Resistance to soldering heat Max three 40 second reflows at +260°C, parts cooled to room temperature between cycles

Temperature Coefficient of Inductance (TCL) +25 to +125 ppm/°C

Moisture Sensitivity Level (MSL) 1 (unlimited floor life at <30°C / 85% relative humidity)

Failures in Time (FIT) / Mean Time Between Failures (MTBF)

One per billion hours / one billion hours, calculated per Telcordia SR-332

Packaging 2000 per 7" reel; 7500 per 13" reel;

Paper tape: 8 mm wide, 1.0 mm thick, 4 mm pocket spacing,

PCB washing Only pure water or alcohol recommended

Coilcraft[®]

Specifications subject to change without notice.
 Please check our website for latest information.

Document 300-1 Revised 12/06/08

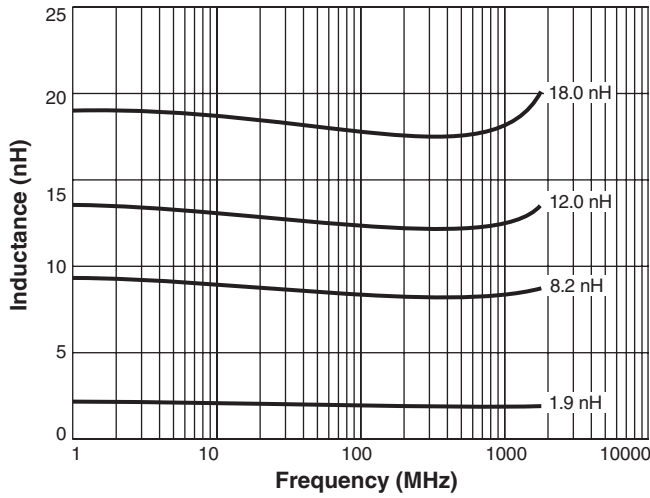
1102 Silver Lake Road Cary, Illinois 60013 Phone 847/639-6400 Fax 847/639-1469

E-mail info@coilcraft.com Web <http://www.coilcraft.com>



0403HQ Series (1008)

Typical L vs Frequency



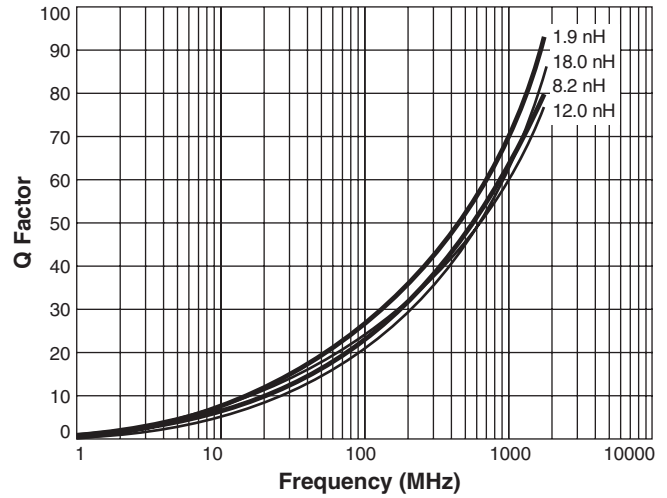
S-Parameter files

ON OUR WEB SITE OR CD

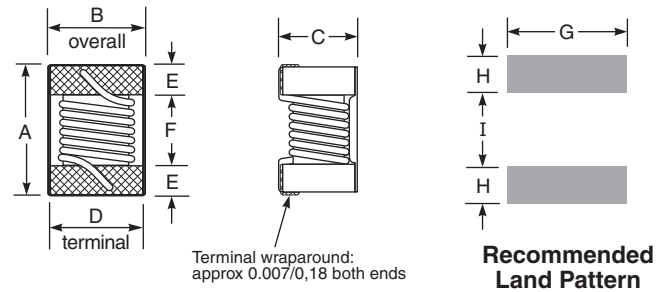
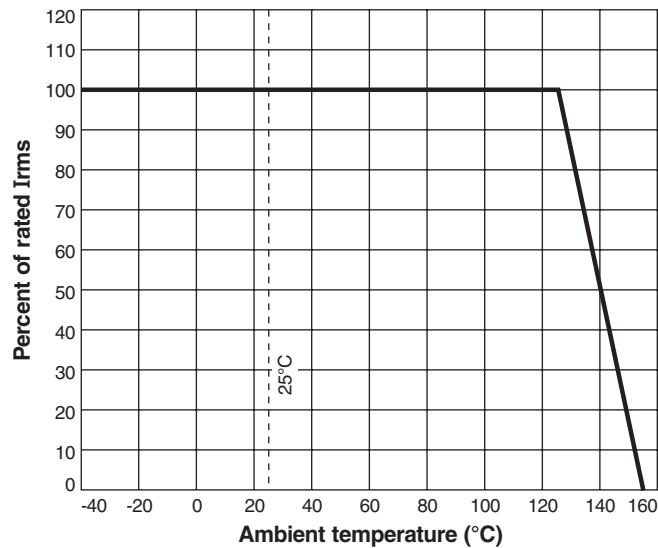
SPICE models

ON OUR WEB SITE OR CD

Typical Q vs Frequency



Irms Derating



A	B	C	D	E	F	G	H	I	
max	max	max							inches
0,047	0,034	0,028	0,030	0,009	0,022	0,040	0,014	0,018	
1,19	0,86	0,71	0,76	0,23	0,56	1,02	0,36	0,46	mm



Specifications subject to change without notice.
Please check our website for latest information.

Document 300-2 Revised 12/06/08

1102 Silver Lake Road Cary, Illinois 60013 Phone 847/639-6400 Fax 847/639-1469

E-mail info@coilcraft.com Web http://www.coilcraft.com