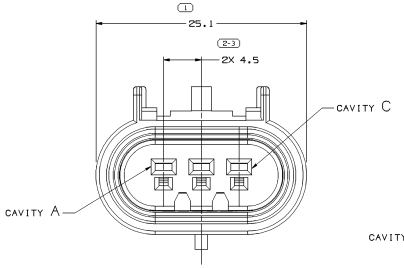

TYPE 103
SAME AS TYPE 102
EXCEPT AS SHOWN

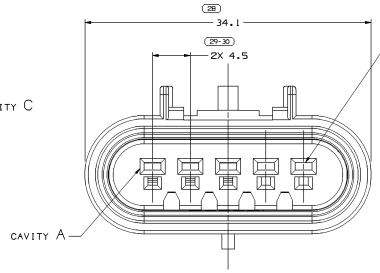

TYPE 107
SAME AS TYPE 105
EXCEPT FOR CAVITIES
D & E ARE BLOCKED

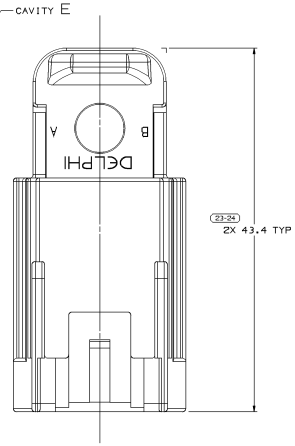

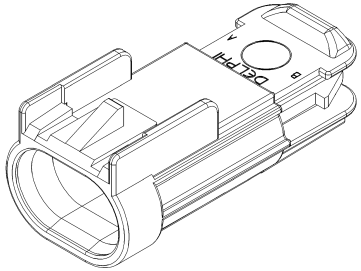

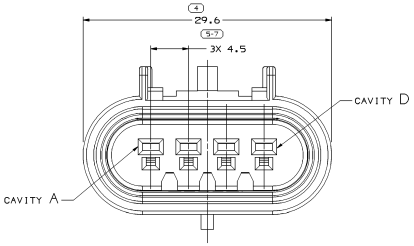

TYPE 104
SAME AS TYPE 102
EXCEPT AS SHOWN

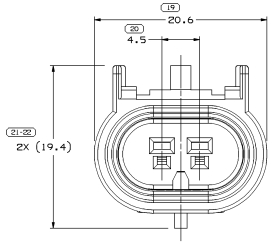

TYPE 102

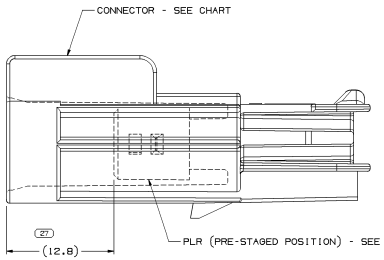

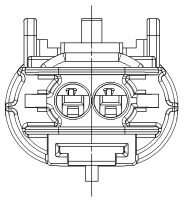

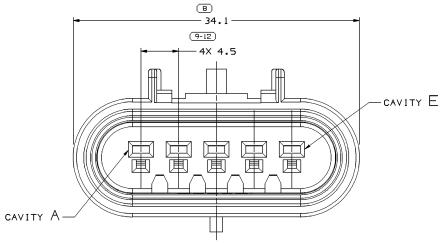

TYPE 105
SAME AS TYPE 102
EXCEPT AS SHOWN

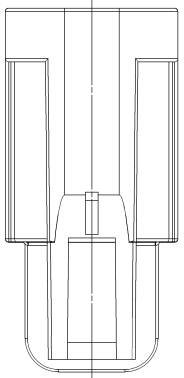

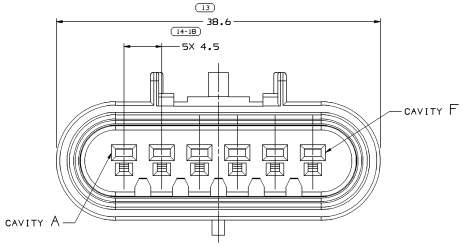

TYPE 106
SAME AS TYPE 102
EXCEPT AS SHOWN

SYMBOL DEFINITION			MISSING NUMBERS
A DIMENSION WITHOUT AN INSPECTION REPORT SYMBOL ( ) DOES NOT REQUIRE INSPECTION. IT MAY BE CONTROLLED ON AN INDIVIDUAL COMPONENT DRAWING.	TOTAL NO. OF SYMBOLS ON DRAWING	15	25-26.
	LAST NO. USED	30	

DWG STATUS DATE	STG	REV	N/P	CHG	ZONE	REVISION HISTORY	AUTH	DR	APV1	APV2
04NO99	R	001	-	-		CLARED REVISION COLUMN; ALL PARTS - REVISED GRAPHICS	197500	PHC	JBS	MC
03JA00	R	002	-	-		ALL PARTS REVISED, (19.4) WAS 19.4	198070	JHH	JHH	MC
27MR00	R	003	-	-		ALL PARTS - REVISED PLR	199420	KBD	KBD	MC
20APR00	R	004	-	-		ALL PARTS - ADDED (12.8) DIM & REMOVED 30.6 & 30.6 DIMS	199528	EVV	MVA	MC
29MR01	R	005	-	-		ALL PARTS - REVISED NOTES	206589	KBD	KBD	MJC
29MR01	R	006	-	-		15397579 - RELEASED	207607	KBD	KBD	MJC
22FEB02	R	007	-	-		ALL PARTS - ADDED TPA MATING PART INFORMATION	220843	EVV	EVV	AH
13JA04	R	08	-	-		ADDED 15485648 AND REVISED NOTE 3	249215	BRB	BRB	LN
13JA04	R	08	-	-		ADDED 15487755	250452	BRB	BRB	LN
06MY04	R	09	-	-		CORRECTED ASSEMBLIES - 15326820,15485648, 15487755.	254724	LLJ	LLJ	LN
10AU04	R	10	-	-		ALL PARTS - ADDED CAVITY PLUG NOTE1 ADDED PART 13510099	257917	RH	RH	LN
01DE04	R	11	-	-		15326806 - UPDATED PDM ATTRIBUTES	261604	HAW	HAW	MJC
04JA05	R	12	-	-		13519049, 13519053 - RELEASED	262679	ADK	ADK	LN
07FEB5	R	13	-	-		13519592 - RELEASED	264260	JPB	JVW	PYP
29JN05	R	14	-	-		RELEASED 13533785	269268	JEB	JEB	LN
18OC05	R	15	-	-		ALL PARTS - ADDED "CONN COLOR" COLUMN TO CHART; 15326806, 15326827 & 15326820 - CHANGED STATUS TO RESTRICTED AND ADDED "REPLACED BY" PART NUMBER; 13519592 - OBSOLETE; 13546698 - RELEASED	273303	CJP	CJP	LN
13FE06	R	16	-	-		UPDATED PDM ATTRIBUTES	277480	TS	TS	SM
17APR06	R	17	-	-		13510099 - UPDATED PDM ATTRIBUTES	279594	JBD	AUB	SRW
04APR07	R	18	-	-		15326806, 15326813, 15326820, 15326827 & 15326833 - UPDATED PDM ATTRIBUTES	401052	EFS	JVW	PYP
21AUG7	R	19	-	-		13662835 - RELEASED	402163	ECB	AUB	KAF
04SE07	R	20	-	-		ALL PARTS - ADDED APPLICATION DATA NOTE AND REMOVED MATING COMP & ACCEPTED COMP INFORMATION - 13662836 WAS 15397576	402264	MM	MM	KAF
15NO07	R	21	-	-		ALL PARTS - ADDED "PLR" COLUMN TO CHART	402964	GLG	AUB	KAF
27MR09	R	22	-	-		ALL PARTS - ADDED RESTRICTED USAGE COL TO CHART, UPDATED CONN AND REMOVED MAT'L SPEC COLUMN OF CHART; 15326833 - WAS REPLACED BY 15397579 AND RESTRICTED	407683	EFS	FKV	RAP
14JL09	R	23	-	-		15326806 - CONNECTOR WAS 15326805; 15326820 - CONNECTOR WAS 15326819; 15326833 - CONNECTOR WAS 15326832; 15326813,15326827,15397579,15485648, 15487755,15510099,13519049,13519053, 13519592,15337785,13546698 & 13662835 - REVISED GRAPHICS	408216	TBR	TBR	RAP
17AU09	R	24	-	-		15326806 - CONNECTOR WAS 13510098; 15326820 - CONNECTOR WAS 15487757; 15326833 - CONNECTOR WAS 15397576	408658	TBR	JAA	RAP
03NO09	R	25	-	-		15326806,15326820 & 15326833 - WERE RESTRICTED USAGE AND REMOVED REPLACED PART NUMBER	409355	EGR	GLG	VMR
10FE10	R	26	-	-		13806459 & 13806465 RELEASED	409885	MHS	MHS	MHS

NOTES

1. UNLESS OTHERWISE SPECIFIED AND/OR INDICATED:

   DIMENSIONS ARE TO FACE OF VIEW SHOWN AND AUTOMATICALLY ROUNDED BY COMPUTER FOR INSPECTION (SEE MATH MODEL FOR PRECISE DIMENSIONS). FOR ALL OTHER DIMENSIONS NOT SHOWN BUT REQUIRED FOR TOOL BUILD, SEE MATH MODEL FOR PRECISE TOOL PATH DATA.

2. FOR APPLICATION DATA SEE THE INDIVIDUAL APPLICATION DRAWINGS.

3. THIS PRODUCT IS NOT CATEGORIZED AS AN APPEARANCE ITEM. MINOR IMPERFECTIONS INCLUDING, BUT NOT LIMITED TO, FLOW MARKS, COLOR BLEMISHES, GATE VESTIGE, AND SOFT FLASH THAT DO NOT AFFECT THE FIT, FORM, OR FUNCTION OF THE PART ARE PERMISSIBLE PER DPNP-4.7-CS-01.

PART NO	REV	N/P	STATUS	TYPE	CONNECTOR	CONN COLOR	PLR	REPLACED BY	RESTRICTED USAGE
13806459	01	-	-	102	13806438	YEL	15326803 / 1D404318	-	-
13806465	01	-	-	104	13806439	YEL	15326817 / 1D404318	-	-
13662835	01	AC	-	106	13662836	GRA	15326937 / 1D404318	-	-
13546698	01	AC	-	102	13546697	NAT	15326803 / 1D404323	-	-
13533785	01	AD	-	102	13534233	GRA	15326803 / 1D404323	-	-
13519592	01	AC	OBSOLETE	107	13519591	BLK	15326824 / 1D404319	-	-
13519053	01	AD	-	105	13519052	BLK	15326824 / 1D404319	-	-
13519049	01	AD	-	103	13519048	BLK	15326810 / 1D404322	-	-
13510099	01	AF	-	102	13510098	BLK	15326803 / 1D404323	-	-
15487755	01	AF	-	104	15487757	BLK	15326817 / 1D404321	-	-
15485648	01	AF	-	104	15485650	GRA	15326817 / 1D404321	-	-
15397579	01	AF	-	106	15397576	BLK	15326937 / 1D404318	-	-
15326833 / 1D404618	03	AL	-	106	15326832 / 1D404324	BLK	15326937 / 1D404318	-	-
15326827 / 1D404617	03	AJ	-	105	15326826 / 1D404325	BLK	15326824 / 1D404319	13519053	RESTRICTED
15326820 / 1D404616	03	AM	-	104	15326819 / 1D404326	BLK	15326817 / 1D404321	-	-
15326813 / 1D404615	03	AJ	-	103	15326812 / 1D404327	BLK	15326810 / 1D404322	-	-
15326806 / 1D404614	03	AM	-	102	15326805 / 1D404328	BLK	15326803 / 1D404323	-	-

DIMENSIONAL RANGE (MM)									
FROM	> 0	> 20	> 30	> 70	>100	>150	>200	>250	>300
TO	20	30	70	100	150	200	250	300	400
TOLERANCE UNLESS OTHERWISE SPECIFIED									
±0.15	±0.2	±0.3	±0.4	±0.5	±0.6	±0.8	±1	±1.2	

CHART E1
ANGULAR TOLERANCE ±2°

(N/A) PROCESS SENSITIVE DIMENSION

DIMENSIONS ENCLOSED IN ( ) INDICATE REFERENCE DIMENSIONS AND NO TOLERANCE LIMITS ARE ESTABLISHED

REFERENCE

THIRD ANGLE PROJECTION

DO NOT SCALE
USE MATH DATA

NX

DWG TYPE
PART DRAWING

STYLE

VOLUME (CAT)
SEE CHART

DISTR CODE

UNLESS OTHERWISE SPECIFIED

THIS DOCUMENT IS IN ACCORDANCE WITH ASME Y14.5M-1994 AS INDICATED BY THE ON GLOBAL DIMENSIONING AND TOLERANCING ADDENDUM - (TMP). ALL GEOMETRIC TOLERANCES ARE TO BE APPLIED TO THE FEATURE AS DEFINED BY EDMS3 AND DOES NOT CARE WHICH RELATIONSHIP BETWEEN FEATURES IS ESTABLISHED BY ORIENTATION OR LOCATION TOLERANCES. SEPARATE POSITION CALLOUTS MAY BE MADE SEPARATELY, DEPENDING ON DATUM REFERENCE.

ALL DIMENSIONS ARE IN MILLIMETERS

DELPHI

DELPHI PACKARD ELECTRICAL/ELECTRONIC ARCHITECTURE
WARREN, OH

		DATE
DR		
APV01	M. MCCALL	16JL97
APV02	M. MCCALL	16JL97
APV03	M. CHUPAK	25JL97
APV04		
APV05		

SUBSTANCES OF CONCERN AND RECYCLED CONTENT PER DELPHI 1094R01

MATERIAL
SEE DRAWING

DRAWING NAME
TAXI ASM CONN M 9T 150 SLD

DRAWING NUMBER
15326962

SIZE	SCALE	FRAME NO	SHEET NO	STG	REV	NUP
A0	5:1	1 OF 2	1 OF 1	R	26	-