




Features

- GDT/TBU® High-Speed Protector technology
- Low impulse let-through
- High surge current rating
- Available in isolated and grounded versions
- 10/100/1000 data compatibility
- 5 kV isolation
-  Listed per UL 497B (File: E153537)

Applications

- Data communications
- Highly exposed Ethernet
- 1000 Base-T Gigabit Ethernet
- Indoor/controlled environment installations
- Telecommunications and industrial installations

1500 Series Gigabit Ethernet SPD

The 1500 Series Ethernet Surge Protective Device (SPD) incorporates multiple Bourns® circuit protection technologies. These technologies are designed to work together to provide an unmatched level of surge protection for exposed Ethernet applications. The 1500 Series is designed to meet key surge and AC power cross requirements of GR-1089-Core Issue 6. The isolated model is designed to withstand voltages up to 5 kV.

The 1500 Series is available as a wall mount unit with optional DIN Rail hardware.

Characteristics

Test methods per UL 497B, GR-1089 Issue 6, and CSA C22.2.

Parameter	Isolated Version	Grounded Version
DC Breakdown Line to Line	150 V Typical Input / 7 V Typical Output	
DC Breakdown Line to Ground	N/A	150 V Typ.
Line Series Resistance (Loop)	12 Ω Typ.	
Line Series Balance	0.5 Ω Typ. / 1.0 Ω Max	
Capacitance Line to Line @ 1 MHz	N/A	10 pF Typ.
Time-to-block (t_{block})	<1 μ s	
First Level Surge 1 kV – 10/1000 μ s, 100 A 2.5 kV – 2/10 μ s, 500 A 800 V – 1.2/50 μ s, 8/20 μ s Combo Wave	>10 operations >10 operations >10 operations	
Second Level Surge 2.5 kV – 2/10 μ s, 500 A, Inductive Kick 6 kV / 3 kA – 1.2/50 μ s, 8/20 μ s Combo Wave	> 1 operation > 1 operation	
First Level Power Fault 220 mA Below Protection Threshold 600 V / 1 A / 1 Second 1000 V / 1 A / 1 Second 425 V / 0.5 A / 4 Seconds	15 minutes > 60 operations > 60 operations > 1 operation	
Second Level Power Fault 120 V / 25 A ¹ 425 V / 40 A / 1.5 Second ¹ 425 V / 7 A / 5 Seconds ¹ 425 V / 2.2 A	15 minutes 1 operation 1 operation 15 minutes	
BER Performance Testing 10/100 Mbps 1 Gbps	> 100 meters Up to 100 meters	
Storage and Operating Temperature	-40 to +65 °C	
Ground Connection	Screw Lug or DIN Rail Clip	

Notes:

Isolated version does not require a ground connection.

1) Fuse may fail open and disconnect from circuit.

BOURNS®

Asia-Pacific: Tel: +886-2 2562-4117 • Fax: +886-2 2562-4116

EMEA: Tel: +36 88 520 390 • Fax: +36 88 520 211

The Americas: Tel: +1-951 781-5500 • Fax: +1-951 781-5700

www.bourns.com

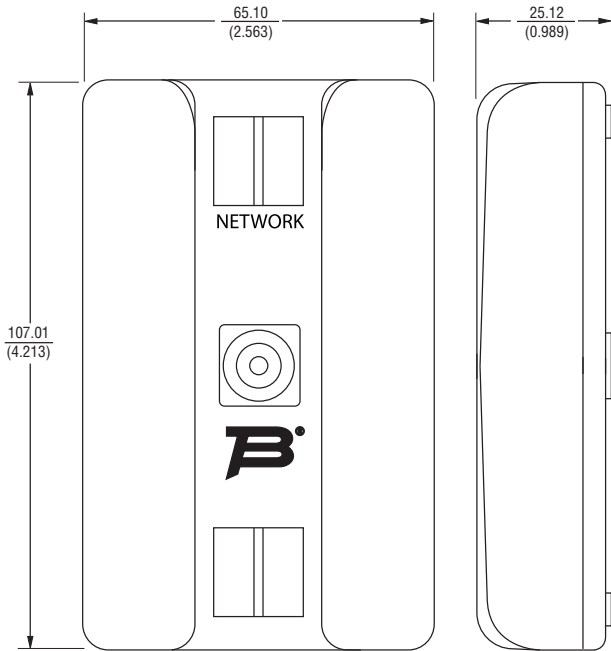
Specifications are subject to change without notice.

The device characteristics and parameters in this data sheet can and do vary in different applications and actual device performance may vary over time. Users should verify actual device performance in their specific applications.

1500 Series Gigabit Ethernet SPD

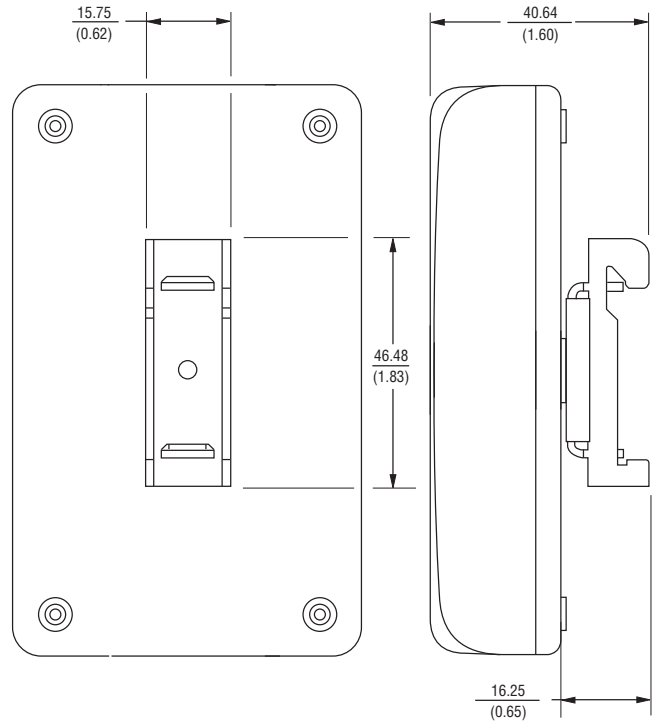
BOURNS®

Product Dimensions



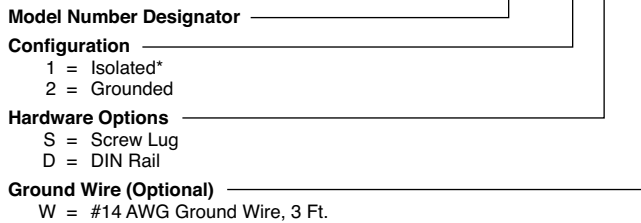
DIMENSIONS: $\frac{\text{MM}}{\text{(INCHES)}}$

DIN Rail Hardware Dimensions



How To Order

1500 - X Y - W



* Isolated unit requires no ground.

REV. B 06/14

"Bourns" is a registered trademark of Bourns, Inc. in the United States and other countries.

"TBU" is a registered trademark of Bourns, Inc. in the U.S. and other countries, except Japan. All references to TBU® in this document for use in Japan shall be deemed to be replaced with Bourns® TBU™.

Specifications are subject to change without notice.

The device characteristics and parameters in this data sheet can and do vary in different applications and actual device performance may vary over time. Users should verify actual device performance in their specific applications.