


THIRD ANGLE PROJ. 

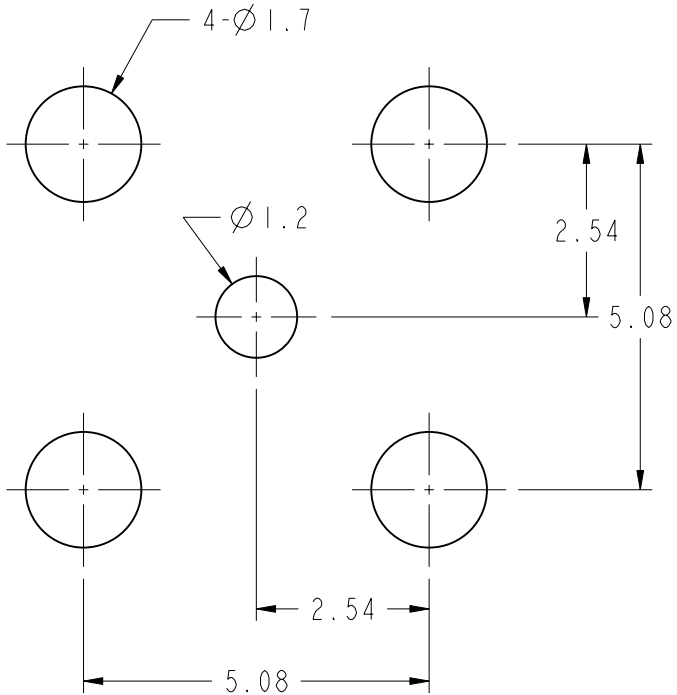
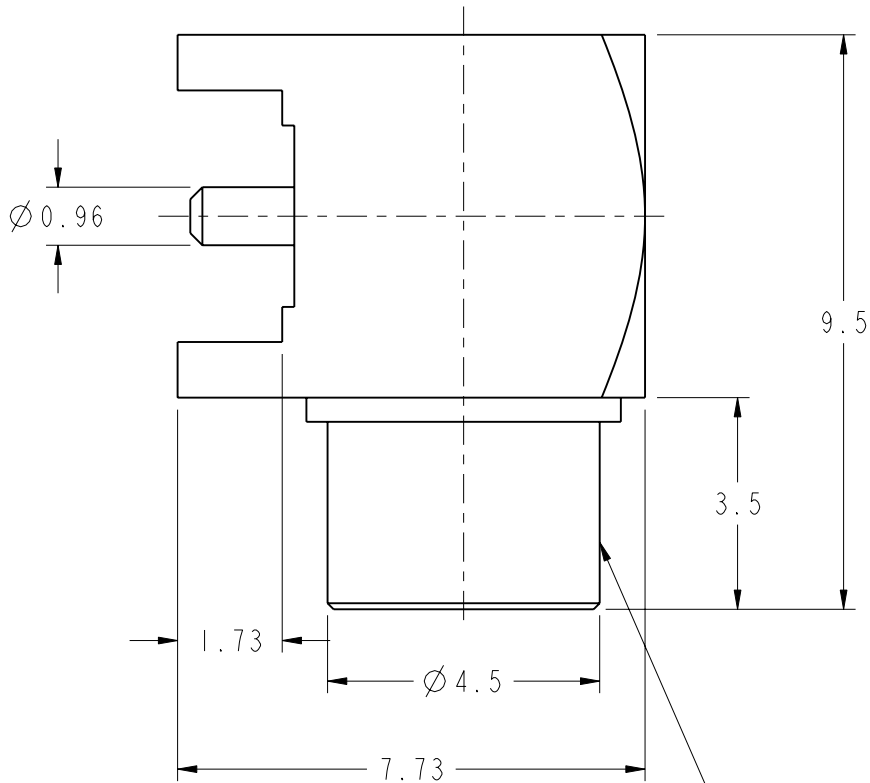
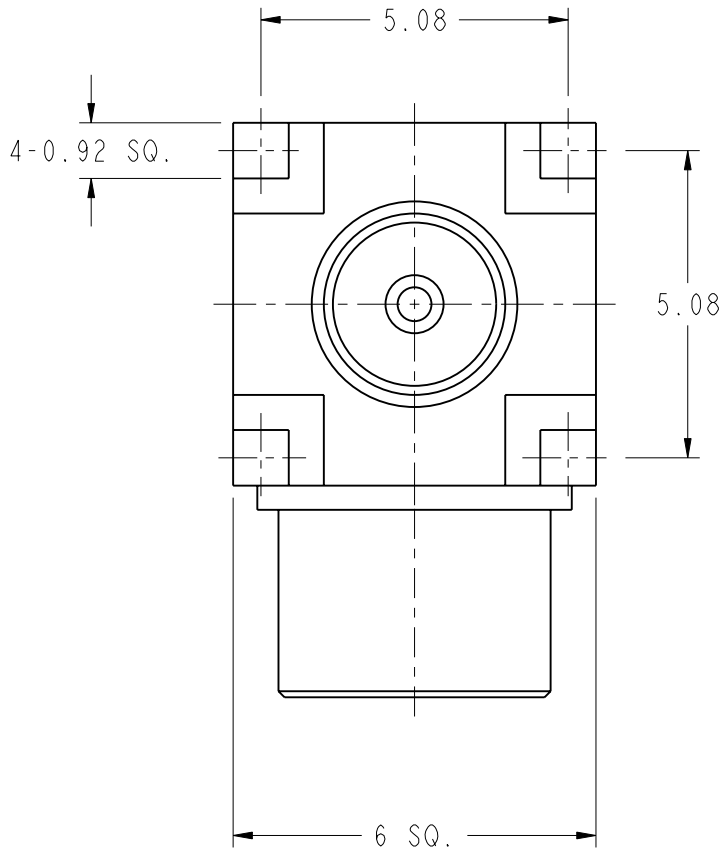
REVISIONS				
REV	DESCRIPTION	DATE	ECO	APPR
A	RELEASE TO MFG.	8/8/06	46108	CISSY
B	SEE SHEET 1	02-Jul-10	48178	SH

NOTES:

1. MATERIALS AND FINISHES(PLATING THICKNESS IN MICRO-INCHES):
PCB BODY - BERYLLIUM COPPER, GOLD PLATING
BODY - BERYLLIUM COPPER, WHITE BRONZE PLATING (COPPER-TIN-ZINC)
CONTACT - BERYLLIUM COPPER, GOLD PLATING
INSULATOR - PTFE, NATURAL

2. ELECTRICAL:
A. IMPEDANCE: 50 OHM
B. FREQUENCY RANGE: DC 0- 6 GHz
C. VSWR(RETURN LOSS): 1.5 MAX.
D. DIELECTRIC WITHSTANDING VOLTAGE: 1000 VRMS, MIN.

3. MECHANICAL:
A. DURABILITY: 500 CYCLES MIN.
B. TEMPERATURE RANGE: -40°C TO +155°C



RECOMMENDED MOUNTING HOLE

THIS SURFACE MARKED "NM"
TO SIGNIFY NON-MAGNETIC CONNECTORS

CUSTOMER OUTLINE DRAWING

ALL OTHER SHEETS ARE FOR INTERNAL USE ONLY

<div>UNLESS OTHERWISE SPECIFIED, DIMENSIONS ARE IN METRIC AND TOLERANCES ARE: <0.5mm 0.5 - 6mm 6 - 30mm 30 - 120mm ANGLES ± 0.05mm ± 0.1mm ±0.2mm ± 0.3mm ±1°</div> <div>NOTICE - These drawings, specifications, or other data (1) are, and remain the property of Amphenol corp. (2) must be returned upon request; and (3) are confidential and not to be disclosed to any person other than those to whom they are given by Amphenol Corp. the furnishing of these drawings, specifications, or other data by Amphenol Corp., or to any other person to anyone for any purpose is not to be regarded by implication or otherwise in any manner licensing, granting rights to permitting such holder or any other sperson to manufacture, use or sell any product, process or design, patented or otherwise, that may in any way be related to or disclosed by said drawings, specifications, or other data.</div>	MATERIAL	DRAWN S.LI	DATE 30-Jun-10	TITLE MCX R/A P.C.BOARD JACK NON MAGNETIC	<div>Amphenol RF</div> <div>Danbury CT USA, Tainan, Taiwan, Shenzhen, China</div> <div>www.amphenolrf.com</div>
		ENGINEER G.WANG	DATE 29-Jun-06		
	REFERENCE AND CONFIGURATION LEVEL:	APPROVED S.HSIEH	DATE 01-Jul-10		
	FINISH	I:\MCX\919-NM119J-51A		SCALE: 8.0:1.0	SHEET 2 OF 2
				DWG SIZE B	REV B
				DRAWING NO. 919-NM119J-51A	
				ITEM NO. 919-NM119J-51A	
				PART NO.919-NM119J-51A	

Mouser Electronics

Authorized Distributor

Click to View Pricing, Inventory, Delivery & Lifecycle Information:

[Amphenol:](#)

[919-NM119J-51A](#)