


Compact Low-Cost Radio Module

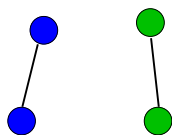
2.4 GHz ISM Band

Key Features

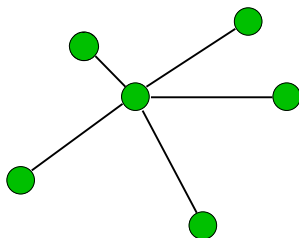
- Low-cost OEM radio module in 2.4 GHz ISM band
- Compact dimensions: 16 x 27.5 x 3.8 mm
- Supports low-power applications and WOR (wake-on radio)
- Integrated software stack with extensive functions
- Flexible addressing with up to 255 nodes in 255 networks
- Complies with requirements in R&TTE Directive 1999/5/EC
- Can be delivered in tape and reel
- Also available as USB stick version
- Integrated ceramic aerial, optional: external aerial connection



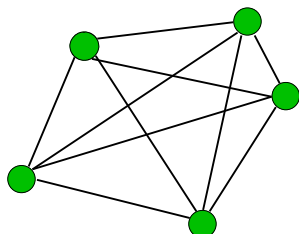
Network Topologies



Point-to-point



Point-to-Multipoint



Peer-to-Peer

Description

The AMB2520 is a compact and low-cost radio data transmission module for wireless half-duplex communication. The integrated microprocessor controls data communication, handling packet and checksum formation, addressing, monitoring of channel access and resending unreceived packets. The host system does not have to perform any radio-specific tasks.

The module can be configured in many ways and supports data transfer with fast channel and address switching. Measured field strength (RSSI value) offers the option of enhancing quality of the radio link.

The GUI for the freely available Windows application AMBER-ACC makes it easy to set operating parameters. A USB stick version is available to easily connect the AMB2520 to a PC system.

The AMB2520 is constructed on an SMD design and suitable for automatic component mounting. It can also be delivered in tape and reel packaging.

The AMB4420 and AMB8420 provide pin-compatible modules for the frequency ranges 433 MHz and 868 MHz. AMBER wireless also offers customer-specific solutions based on the AMB2520.

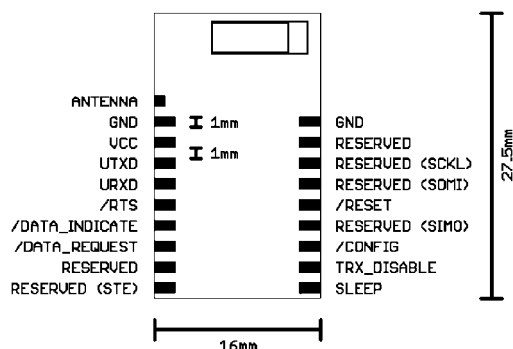
Interfaces

The AMB2520 is connected to a host system via the UART interface with bit rates of up to 115.2 kbaud. Other pins can be used for data flow control and to switch between operating modes. An SPI interface is included. Using appropriate firmware, the module is also suitable for autonomously recording digital or analogue signals.

Range of Application

Data collection, monitoring, remote control and sensor networks. Its compact dimensions and low power consumption make the radio module ideal for battery-powered devices.

Dimensions



Pin Assignment

Pad Name	Description
VCC	positive supply voltage
GND	negative supply voltage
ANTENNA	Antenna connection (optional)
UTXD, URXD	UART transmit , UART receive
/RTS	ready to send/receive
/DATA_INDICATE	Signals incoming data
/DATA_REQUEST	Starts transmitting
SLEEP, TRX_DISABLE	selection of low-power mode
/CONFIG	Change into command-mode
/RESET*	Reset-Input

Specifications

Performance	Range*	up to 100 m (integrated antenna) up to 200 m (external antenna)
	RF data rate	up to 500 kbps
	Interface data rate	up to 115.2 kBaud (UART)
	Output power	typ. -6 dBm e.i.r.p (0 dBm at 50 Ω)
	RF sensitivity	up to -98 dBm (-104 dBm at 50 Ω)
General	Power supply	2.7 – 3.6 V
	Power consumption	TX: typ. 25 mA RX: typ. 21 mA Low Power: typ. 6 µA
	Dimensions	16.0 x 27.5 x 3.8 mm
	Operating temperature	-30 to +85 °C
	Weight	< 2 g
	Antenna	integrated ceramic-antenna external antenna connection (optional)
RF technology	Addressing	up to 255 nodes on 255 networks
	Frequency range	2400.0 – 2483.5 MHz
	Channel spacing	500 kHz
	Modulation	2-FSK, MSK
	Supported topologies	Point-to-Point, Point-to-Multipoint, Peer-to-Peer
Conformity	Europe	EN 300440, EN 301489, EN 60950, EN 62479

* Range stated is calculated assuming line-of-sight. Actual range will vary based upon specific board integration, antenna selection, and environment.

Related Products

- AMB2520-EV
- AMB2561

Ordering information

Item no.	Description
AMB2520	2.4 GHz RF module with integrated ceramic-antenna
AMB2520-TR	on Tape & Reel, Reflow solderable, packing unit 400pcs
AMB2520-1	2.4 GHz RF module to connect with external antenna
AMB2520-1-TR	on Tape & Reel, Reflow solderable, packing unit 400pcs



AMBER wireless GmbH

Phone +49.651.993.550

Email info@amber-wireless.de

Internet www.amber-wireless.de