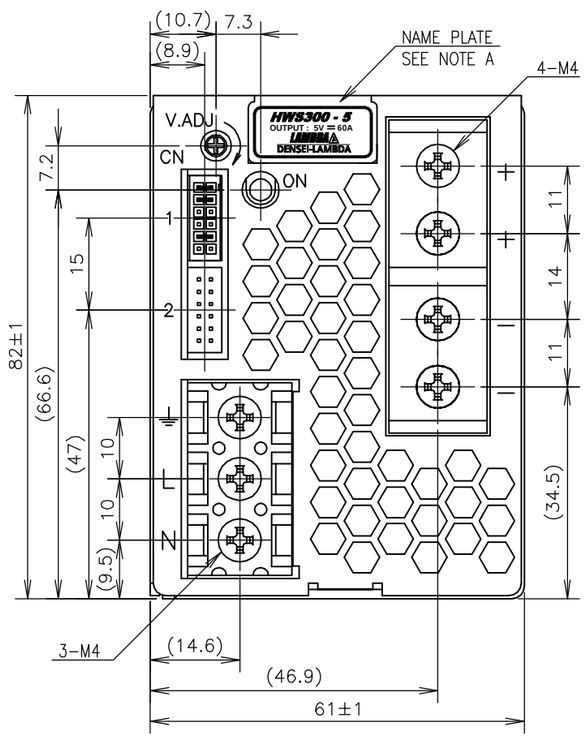

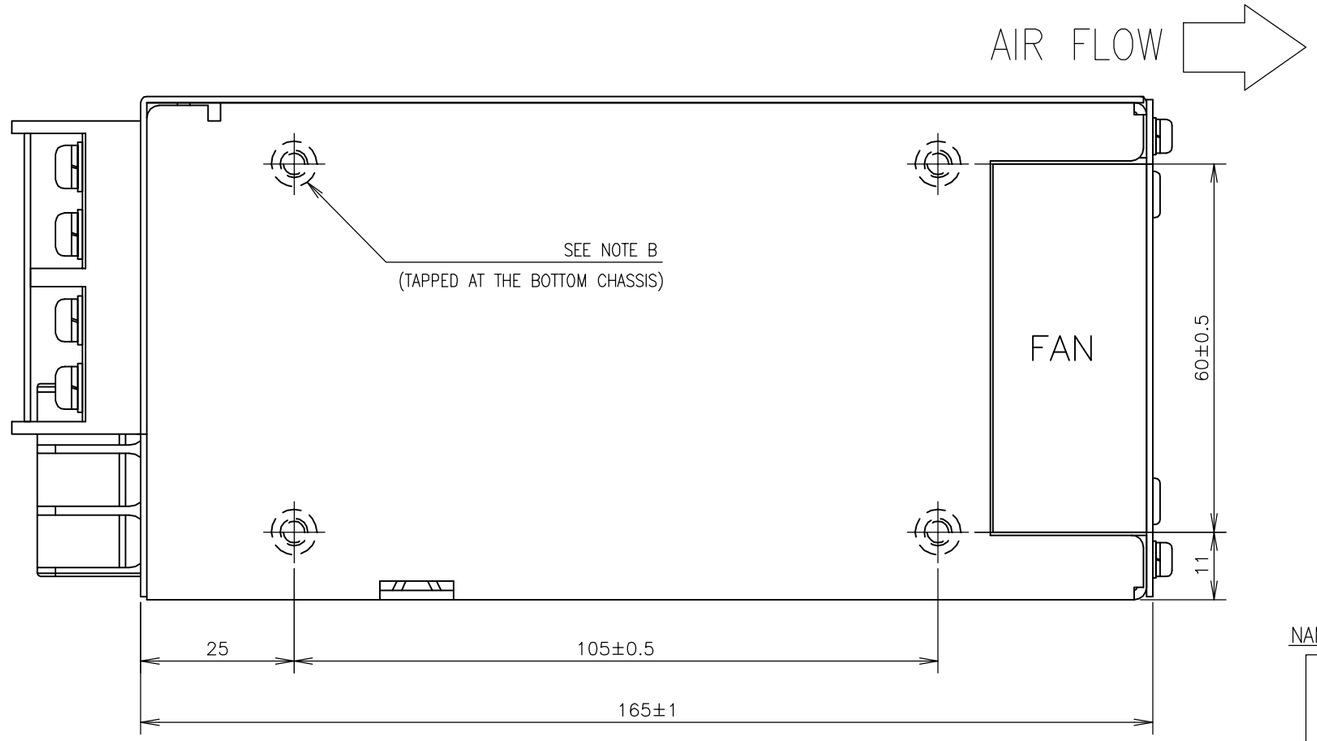

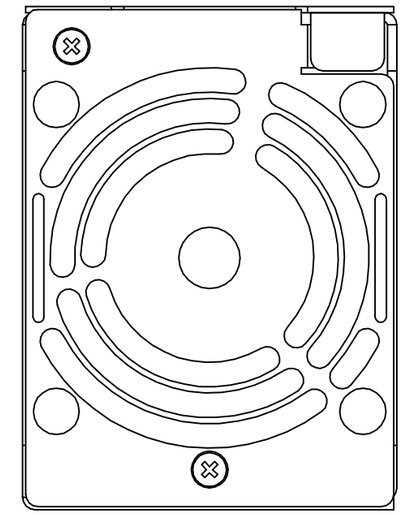

SIGNAL CONNECTOR INFORMATION

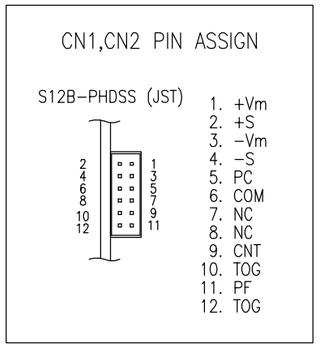

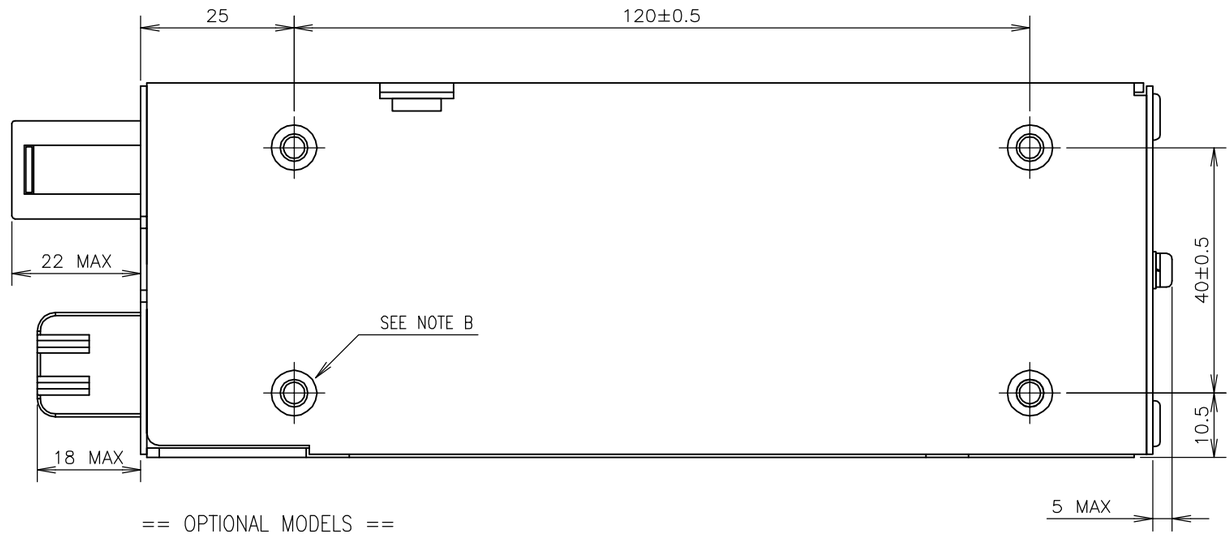

NAME PLATE DETAILS

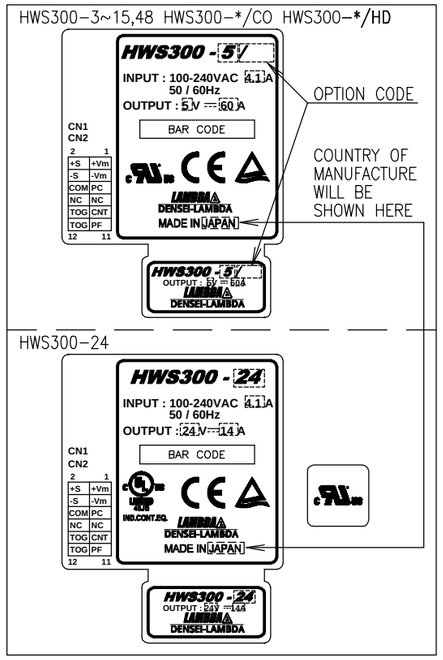

== ACCESSORIES ==

* COVER FOR BARRIER TERMINAL STRIP ------1
  (ATTACHED ON TERMINAL AT SHIPMENT)
* SHORT PIECE ----------1
  SHORTING +Vm — +S, -Vm — -S, CNT — TOG
  (ATTACHED ON CN1 AT SHIPMENT)

== SIGNAL CONNECTOR USED ==

PART DESCRIPTION	PART NAME	MANUFACT
PIN HEADER	S12B-PHDSS	JST

== MATCHING HOUSINGS , PINS & TOOL ==

PART DESCRIPTION	PART NAME	MANUFACT
SOCKET HOUSING	PHDR-12VS	JST
TERMINAL PINS	SPHD-002T-P0.5(AWG28~24) SPHD-001T-P0.5(AWG26~22)	JST
HAND CRIMPING TOOL	YRS-620(SPHD-002T-P0.5) YC-610R(SPHD-001T-P0.5)	JST

== OPTIONAL MODELS ==

MODEL	COATING
HWS300-*	—
HWS300-* /CO	○
HWS300-* /HD	○

== NOTES ==

A : MODEL NAME, NOMINAL OUTPUT VOLTAGE AND MAXIMUM OUTPUT CURRENT ARE SHOWN IN THE NAME PLATE IN ACCORDANCE WITH THE SPECIFICATIONS.

B : M4 TAPPED HOLES (8) FOR CUSTOMER CHASSIS MOUNTING. (SCREW PENETRATION DEPTH 6m/m MAX.)

(unit : mm)

MODEL	HWS300 /
DENSEI-LAMBDA	

A231-02-01D