PRODUCT NUMBER
SEE TABLE

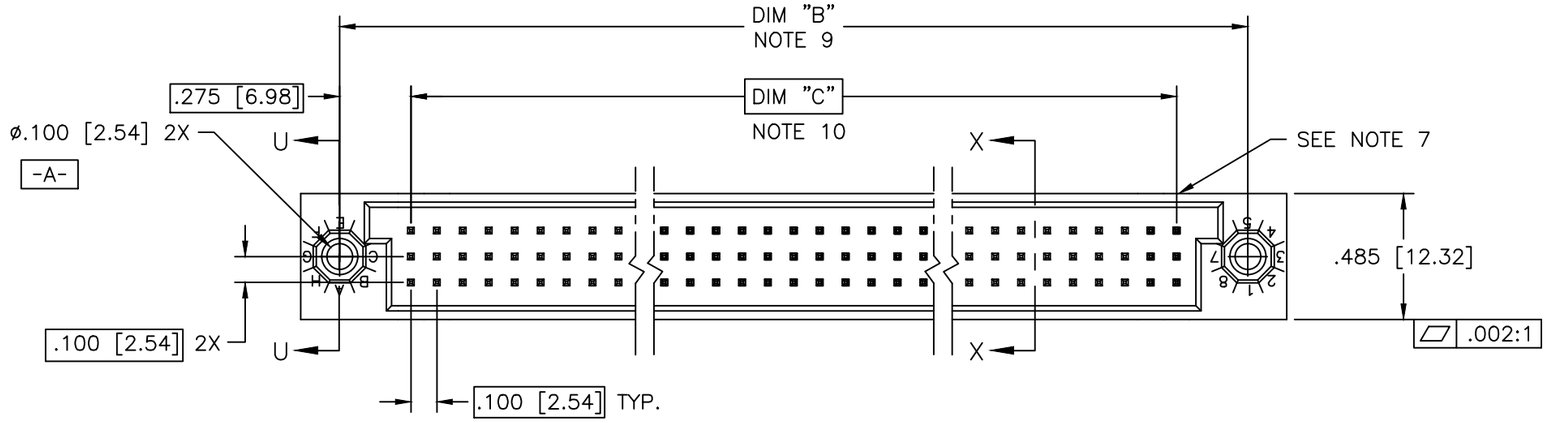

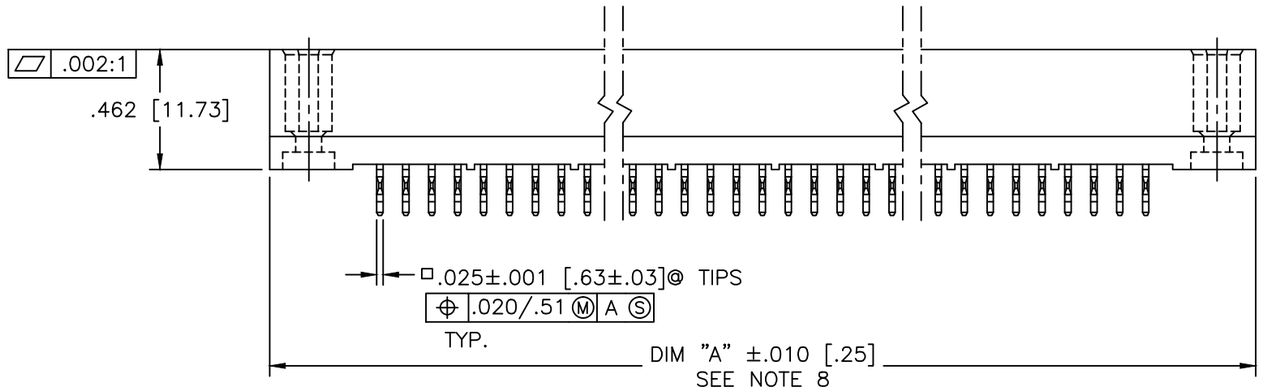

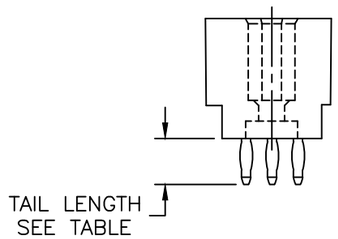

mat'l. code				surface	tolerance	projection	product family
SEE NOTE 3				ISO 1302 √	ISO 406 ISO 1101		HPC
ltr	ecn no	dr	date	tolerances unless otherwise specified			title
P	I11-0094	SAL	2011-05-23	angles	linear .XX±.01/.3	INCH/MM	3 ROW VERTICAL HEADER
–	–	–	–		.XXX±.005/.13		W/PRESS-FIT PINS, 0 G.P.
J	V05-0514	TAB	8/2/05	0°±2°	.XXXX±.0020/.051	scale 1:1	
K	V05-0999	DAI	10/28/05	dr D.SHEAFER	1991-03-14		dwg no 50006 sheet 1 of 16 size A3
L	V05-1039	DAI	11/11/05	engr S.CLARK	1991-03-14		
M	M06-0283	MHT	7/27/06	chr S ALOSIUS	2011-05-23		
N	M06-0490	MHT	12/13/06	appd BIJU K PAUL	2011-05-23		type Product Customer Drawing

sheet index	revision	P	P	P	P	P	P	P	P	P	P	P	P	P	P	P	P				
	sheet	1	2	3	4	5	6	7	8	9	10	11	12	13	14	15	16				

form: A3

FCIconnect.com
Copyright FCI

PRODUCT NUMBER
SEE TABLE

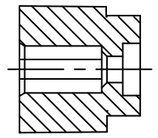

SECTION U–U

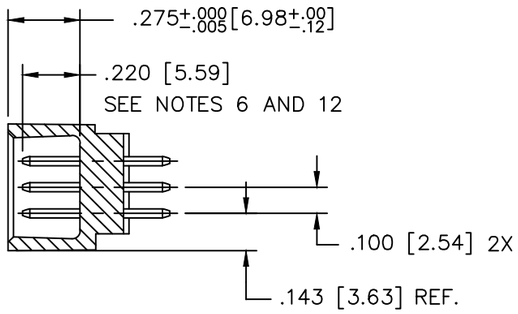

SECTION X–X

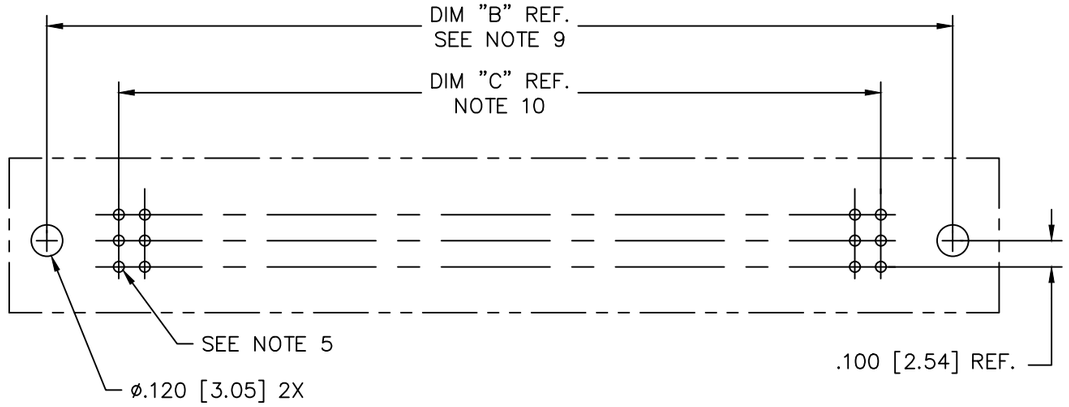

RECOMMENDED PCB LAYOUT
(ALL HOLES LOCATED ON .100/2.54 GRID
UNLESS OTHERWISE SPECIFIED)

NOTES:

1. PRODUCT NUMBERING CODE:
   50006 – X YYY Z LF
   - LF: LEAD FREE (OPTIONAL)
   - Z: TAIL LENGTH SEE TABLE
   - YYY: NO. OF POSITIONS SEE NOTE 2
   - X: PLATING SEE TABLE
   - 50006: BASE NUMBER

   PRODUCT NUMBERING CODE FOR SELECT LOAD PART NUMBERS:
   50006 – XX YYY LF
   - LF: LEAD FREE(OPTIONAL)
   - YYY: SEQUENCE NUMBER
   - XX: ALWAYS 'XX'
   - 50006: BASE NUMBER
2. THIS PRODUCT IS CONFIGURED IN SIZES OF 6 thru 80 COLUMNS IN INCREMENTS OF ONE.
   i.e.: 6,7,8,9,.....79,80.
3. HOUSING MATERIAL: GLASS AND MINERAL FILLED HIGH TEMP. THERMOPLASTIC. FLAME RETARDANT PER UL94V–0. COLOR: BLACK.
   PIN MATERIAL: PHOS BRONZE
4. CONTACT PLATING OPTIONS:
   SEE PRODUCT NUMBER TABLE
5. ø.0453/1.151 DRILLED HOLE PLATED WITH .0003/.007 MIN. SnPb OVER .001/.03 to .003/.08 Cu. PLATING TO ACHIEVE A ø.040±.003/1.02±.08 HOLE.
6. TO ASSURE PROPER INSTALLATION: TOOLING, AS SPECIFIED IN INSTRUCTION MANUAL 155915–001 MUST BE USED. PIN MATING LENGTH WILL BE ±.002/.05 AFTER INSTALLATION.
7. COMPANY NAME, PART NUMBER AND LOT CODE TO APPEAR ON THIS SURFACE PER BUS–12–108.
8. DIM "A" CALCULATION = .100[2.54] x NO. OF COLUMNS + .75[19.1]
9. DIM "B" CALCULATION = .100[2.54] x NO. OF COLUMNS + .450[11.43]
10. DIM "C" CALCULATION = .100[2.54] x NO. OF COLUMNS – .100[2.54]
11. ALL POSITIONS ARE LOADED EXCEPT FOR –XXYYY ASSEMBLIES WHICH HAVE SELECTIVE LOADING.
12. REFERENCE 50807 FOR F.M.L.B. AVAILABLE OPTIONS AND WORKSHEET.
13. THIS PRODUCT (WITH 'LF' SUFFIX) MEETS EUROPEAN UNION DIRECTIVES AND OTHER COUNTRY REGULATIONS AS DESCRIBED IN GS–22–008.
14. THIS HOUSING WILL WITHSTAND EXPOSURE TO 260°C PEAK TEMPERATURE FOR 10–30 SECONDS IN A CONVECTION, INFRA–RED OR VAPOR PHASE REFLOW OVEN.

mat'l. code: SEE NOTE 3				surface: ISO 1302 √	tolerance: ISO 406, ISO 1101	projection	product family: HPC
ltr	ecn no	dr	date	tolerances unless otherwise specified			title: 3 ROW VERTICAL HEADER W/PRESS–FIT PINS, 0 G.P.
P				angles: 0°±2°	linear: .XX±.01/.3; .XXX±.005/.13; .XXXX±.0020/.051	INCH/MM	
						scale 1:1	
				dr: D.SHEAFER	1991–03–14	FCI	dwg no: 50006 — sheet 2 of 16 — size A3
				engr: S.CLARK	1991–03–14		
				chr: S ALOSIUS	2011–05–23		
				appd: BIJU K PAUL	2011–05–23		type: Product Customer Drawing
sheet index	revision sheet						

form: A3

FCIconnect.com
Copyright FCI

PRODUCT NO.	NUMBER OF POSITIONS NOTE 2	TAIL LENGTH ±.015/0.38	CONTACT PLATING
50006-1YYYA	YYY	.177/4.50	30u"/.76u GOLD
50006-1YYYC	YYY	.533/13.54	30u"/.76u GOLD
50006-1YYYD	YYY	.733/18.62	30u"/.76u GOLD
50006-1YYYG	YYY	.250/6.35	30u"/.76u GOLD
50006-1YYYL	YYY	.188/4.78	30u"/.76u GOLD
50006-1YYYP	YYY	.470/11.94	30u"/.76u GOLD
50006-3YYYA	YYY	.177/4.50	50u"/1.27u GOLD
50006-3YYYC	YYY	.533/13.54	50u"/1.27u GOLD
50006-3YYYD	YYY	.733/18.62	50u"/1.27u GOLD
50006-3YYYG	YYY	.250/6.35	50u"/1.27u GOLD
50006-3YYYL	YYY	.188/4.78	50u"/1.27u GOLD
50006-3YYYP	YYY	.470/11.94	50u"/1.27u GOLD
50006-5YYYA	YYY	.177/4.50	30u"/.76u GXT
50006-5YYYALF	YYY	.177/4.50	30u"/.76u GXT
50006-5YYYC	YYY	.533/13.54	30u"/.76u GXT
50006-5YYYCLF	YYY	.533/13.54	30u"/.76u GXT
50006-5YYYD	YYY	.733/18.62	30u"/.76u GXT
50006-5YYYDLF	YYY	.733/18.62	30u"/.76u GXT
50006-5YYYG	YYY	.250/6.35	30u"/.76u GXT
50006-5YYYGLF	YYY	.250/6.35	30u"/.76u GXT
50006-5YYYL	YYY	.188/4.78	30u"/.76u GXT
50006-5YYYLLF	YYY	.188/4.78	30u"/.76u GXT
50006-5YYYP	YYY	.470/11.94	30u"/.76u GXT
50006-5YYYPLF	YYY	.470/11.94	30u"/.76u GXT
50006-XX010	150	SEE SHEET 4	30u"/.76u GXT
50006-XX010LF	150	SEE SHEET 4	30u"/.76u GXT
50006-XX025	18	SEE SHEET 5	30u"/.76u GXT
50006-XX025LF	18	SEE SHEET 5	30u"/.76u GXT
50006-XX027	96	SEE SHEET 6	30u"/.76u GOLD
50006-XX027LF	96	SEE SHEET 6	30u"/.76u GXT
50006-XX028	30	SEE SHEET 7	30u"/.76u GOLD
50006-XX028LF	30	SEE SHEET 7	30u"/.76u GXT
50006-XX045	180	SEE SHEET 8	30u"/.76u GXT
50006-XX045LF	180	SEE SHEET 8	30u"/.76u GXT
50006-XX049	96	SEE SHEET 9	30u"/.76u GOLD
50006-XX049LF	96	SEE SHEET 9	30u"/.76u GXT
50006-XX053	150	SEE SHEET 10	30u"/.76u GXT
50006-XX053LF	150	SEE SHEET 10	30u"/.76u GXT
50006-XX054	150	SEE SHEET 11	30u"/.76u GOLD
50006-XX054LF	150	SEE SHEET 11	30u"/.76u GXT
50006-XX055	30	SEE SHEET 12	30u"/.76u GOLD
50006-XX055LF	30	SEE SHEET 12	30u"/.76u GXT
50006-XX056	150	SEE SHEET 13	30u"/.76u GOLD
50006-XX056LF	150	SEE SHEET 13	30u"/.76u GXT
50006-XX057	150	SEE SHEET 14	30u"/.76u GOLD
50006-XX057LF	150	SEE SHEET 14	30u"/.76u GXT
50006-XX058	240	SEE SHEET 15	50u"/1.27u GOLD
50006-XX058LF	240	SEE SHEET 15	50u"/1.27u GXT
50006-XX059	240	SEE SHEET 16	50u"/1.27u GOLD
50006-XX059LF	240	SEE SHEET 16	50u"/1.27u GXT

FCIconnect.com
Copyright FCI

mat'l. code SEE NOTE 3	surface ISO 1302	tolerance ISO 406 ISO 1101	projection
ltr / ecn no / dr / date	tolerances unless otherwise specified		
P	angles 0°±2°	linear .XX±.01/.3 .XXX±.005/.13 .XXXX±.0020/.051	INCH/MM
			scale 1:1
	dr D.SHEAFER 1991-03-14		
	engr S.CLARK 1991-03-14		
	chr S ALOSIUS 2011-05-23		
	appd BIJU K PAUL 2011-05-23		
sheet index / revision sheet			

product family: HPC

title: 3 ROW VERTICAL HEADER W/PRESS-FIT PINS, 0 G.P.

dwg no: 50006 — sheet 3 of 16 — size A3

type: Product Customer Drawing

form: A3

PRODUCT NUMBER
50006–XX010
50006–XX010LF

FOR PRODUCT NUMBERS 50006–XX010 AND 50006–XX010LF ONLY

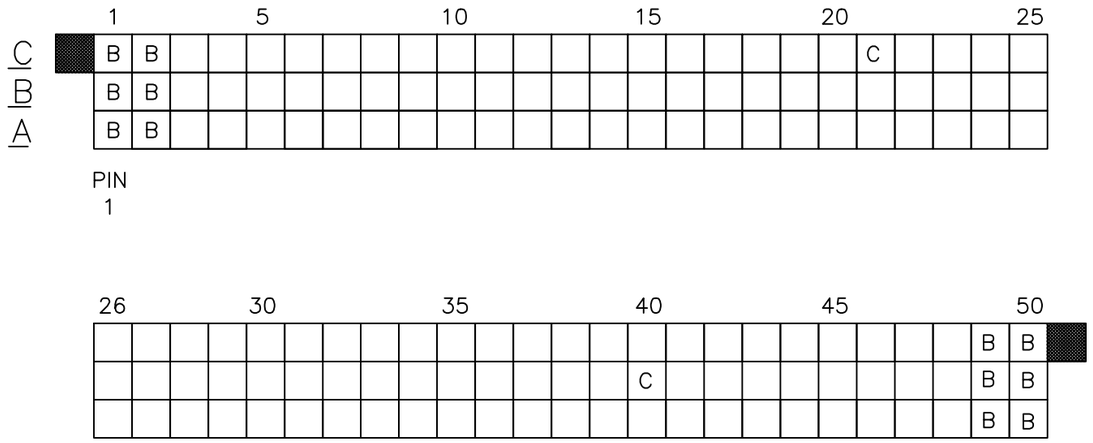

NOTES FOR 50006–XX010 AND 50006–XX010LF ONLY:

1. ALL POSITIONS ARE LOADED WITH "A" EXCEPT AS SHOWN.
2. COLUMN 1, ROW A IS DESIGNATED AS SIGNAL PIN 1, AS VIEWED FROM THE MATING FACE.
3. SIGNAL DATA FOR 50006–XX010 AND 50006–XX010LF:
   SIZE 3 x 50
   TOTAL NO. OF POSITIONS – 150
   NO. OF POSITIONS LOADED – 150

ITEM KEY	QTY.	MATING LENGTH	TAIL LENGTH
A	136	.200 / 5.08	.177 / 4.50
B	12	.200 / 5.08	.533 / 13.54
C	2	.240 / 6.10	.177 / 4.50

mat'l. code	surface ISO 1302	tolerance ISO 406 ISO 1101	projection
ltr ecn no dr date	tolerances unless otherwise specified		product family HPC
P	angles 0°±2°	linear .XX±.01/.3 .XXX±.005/.13 .XXXX±.0020/.051	INCH/MM
			title 3 ROW VERTICAL HEADER W/PRESS–FIT PINS, 0 G.P.
	dr D.SHEAFER 1991–03–14		scale 1:1
	engr S.CLARK 1991–03–14		dwg no 50006 sheet 4 of 16 size A3
	chr S ALOSIUS 2011–05–23		
	appd BIJU K PAUL 2011–05–23		type Product Customer Drawing
sheet index / revision sheet			

FCIconnect.com
Copyright FCI
form: A3

PRODUCT NUMBER
50006–XX025
50006–XX025LF

FOR PRODUCT NUMBERS 50006–XX025 AND 50006–XX025LF ONLY

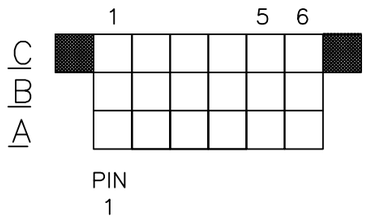

CUSTOMER NOTE: END GUIDE PINS ARE SUGGESTED IN YOUR APPLICATION TO PREVENT STUBBING OF THE .260/6.60 MATING LENGTH SIGNAL PINS.

NOTES FOR 50006–XX025 AND 50006–XX025LF ONLY:

1. ALL POSITIONS ARE LOADED WITH "A" .
2. COLUMN 1, ROW A IS DESIGNATED AS SIGNAL PIN 1, AS VIEWED FROM THE MATING FACE.
3. SIGNAL DATA FOR 50006–XX025 AND 50006–XX025LF:
   SIZE 3 x 6
   TOTAL NO. OF POSITIONS – 18
   NO. OF POSITIONS LOADED – 18

ITEM KEY	QTY.	MATING LENGTH	TAIL LENGTH
A	18	.260 / 6.60	.533 / 13.54

mat'l. code				surface ISO 1302	tolerance ISO 406 ISO 1101	projection	product family HPC
ltr	ecn no	dr	date	tolerances unless otherwise specified			title
P				angles	linear .XX±.01/.3 .XXX±.005/.13 .XXXX±.0020/.051	INCH/MM	3 ROW VERTICAL HEADER W/PRESS–FIT PINS, 0 G.P.
				0°±2°		scale 1:1	
				dr D.SHEAFER 1991–03–14			dwg no 50006 sheet 5 of 16 size A3
				engr S.CLARK 1991–03–14			
				chr S ALOSIUS 2011–05–23			
				appd BIJU K PAUL 2011–05–23			type Product Customer Drawing
sheet index	revision sheet						

form: A3

FCIconnect.com
Copyright FCI

PRODUCT NUMBER
50006–XX027
50006–XX027LF

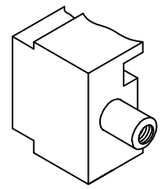

L.E.

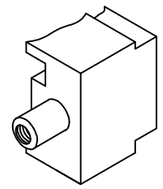

R.E.

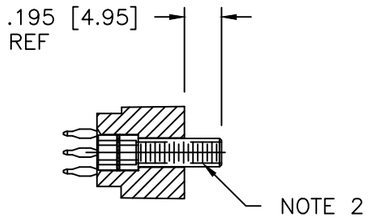

SEC B–B

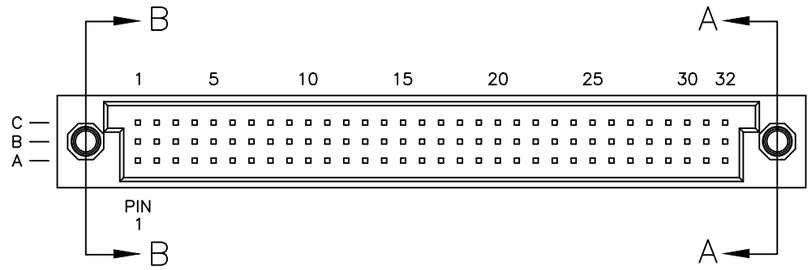

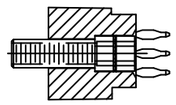

SEC A–A

FOR PRODUCT NUMBERS 50006-XX027 AND 50006-XX027LF

NOTES:

1. IDENTICAL TO P/N 50006–1096A EXCEPT AS SHOWN W/JACK SCREW INSERTS INSTALLED ON BOTH ENDS.
2. HARDWARE P/N 95729–001.

mat'l. code				surface ISO 1302	tolerance ISO 406 ISO 1101	projection	product family HPC
ltr	ecn no	dr	date	tolerances unless otherwise specified			title
P				angles	linear .XX±.01/.3 .XXX±.005/.13 .XXXX±.0020/.051	INCH/MM	3 ROW VERTICAL HEADER W/PRESS–FIT PINS, 0 G.P.
				0°±2°		scale 1:1	
				dr D.SHEAFER 1991–03–14			dwg no 50006 sheet 6 of 16 size A3
				engr S.CLARK 1991–03–14			
				chr S ALOSIUS 2011–05–23			
				appd BIJU K PAUL 2011–05–23			type Product Customer Drawing
sheet index	revision sheet						

form: A3

FCIconnect.com
Copyright FCI

PRODUCT NUMBER
50006–XX028
50006–XX028LF

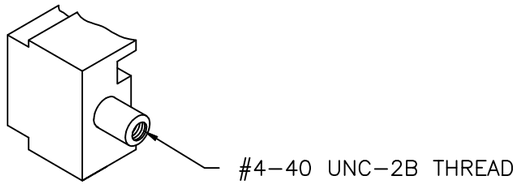

L.E.

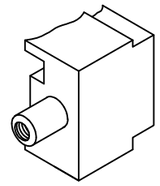

R.E.

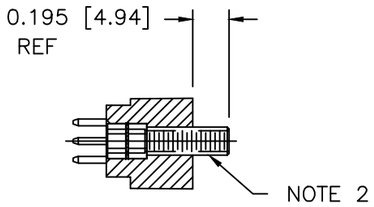

SEC B–B

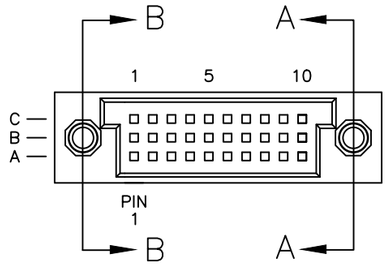

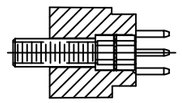

SEC A–A

FOR PRODUCT NUMBERS 50006–XX028 AND 50006–XX028LF

NOTES:

1. IDENTICAL TO P/N 50006–1030A EXCEPT AS SHOWN W/JACK SCREW INSERTS INSTALLED ON BOTH ENDS.
2. HARDWARE P/N 95729–001.

mat'l. code				surface ISO 1302	tolerance ISO 406 ISO 1101	projection	product family HPC
ltr	ecn no	dr	date	tolerances unless otherwise specified			title
P				angles	linear .XX±.01/.3 .XXX±.005/.13 .XXXX±.0020/.051	INCH/MM	3 ROW VERTICAL HEADER W/PRESS–FIT PINS, 0 G.P.
				0°±2°		scale 1:1	
				dr D.SHEAFER 1991–03–14			dwg no 50006 sheet 7 of 16 size A3
				engr S.CLARK 1991–03–14			
				chr S ALOSIUS 2011–05–23			
				appd BIJU K PAUL 2011–05–23			type Product Customer Drawing
sheet index	revision sheet						

form: A3

FCIconnect.com
Copyright FCI

PRODUCT NUMBER
50006–XX045
50006–XX045LF

FOR PRODUCT NUMBERS 50006–XX045 AND 50006–XX045LF ONLY

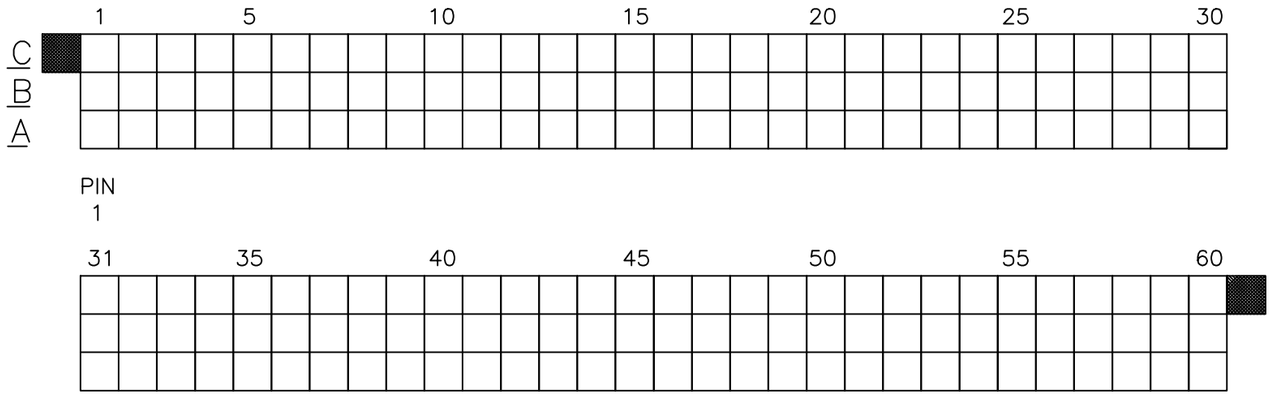

NOTES FOR 50006–XX045 AND 50006–XX045LF ONLY:

1. ALL POSITIONS ARE LOADED WITH "A".
2. COLUMN 1, ROW A IS DESIGNATED AS SIGNAL PIN 1, AS VIEWED FROM THE MATING FACE.
3. SIGNAL DATA FOR 50006–XX045 AND 50006–XX045LF:
   SIZE 3 x 60
   TOTAL NO. OF POSITIONS – 180
   NO. OF POSITIONS LOADED – 180

ITEM KEY	QTY.	MATING LENGTH	TAIL LENGTH
A	180	.220 – 5.59	.597 – 15.16

mat'l. code				surface ISO 1302	tolerance ISO 406 ISO 1101	projection	product family HPC
ltr	ecn no	dr	date	tolerances unless otherwise specified			title
P				angles	linear .XX±.01/.3 .XXX±.005/.13 .XXXX±.0020/.051	INCH/MM	3 ROW VERTICAL HEADER W/PRESS–FIT PINS, 0 G.P.
				0°±2°		scale 1:1	
				dr	D.SHEAFER 1991–03–14		dwg no 50006 sheet 8 of 16 size A3
				engr	S.CLARK 1991–03–14		
				chr	S ALOSIUS 2011–05–23		
				appd	BIJU K PAUL 2011–05–23		type Product Customer Drawing
sheet index	revision sheet						

FCIconnect.com
Copyright FCI

form: A3

PRODUCT NUMBER
50006–XX049
50006–XX049LF

FOR PRODUCT NUMBER 50006–XX049 AND 50006–XX049LF ONLY

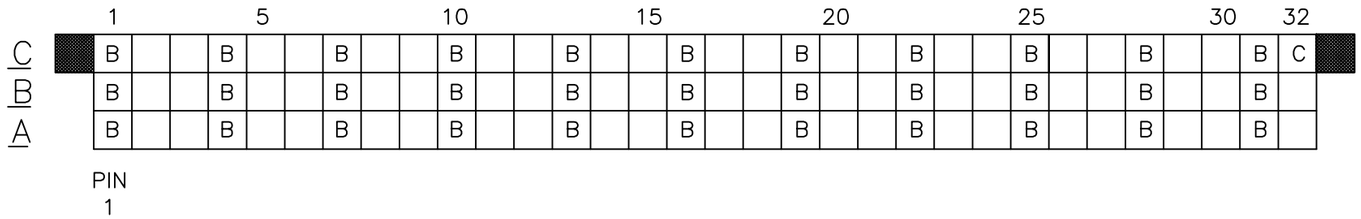

CUSTOMER NOTE: END GUIDE PINS ARE SUGGESTED IN YOUR APPLICATION TO PREVENT STUBBING OF THE .260/6.60 MATING LENGTH SIGNAL PINS.

NOTES FOR 50006–XX049 AND 50006–XX049LF ONLY:

1. ALL POSITIONS ARE LOADED WITH "A" EXCEPT AS SHOWN.
2. COLUMN 1, ROW A IS DESIGNATED AS SIGNAL PIN 1, AS VIEWED FROM THE MATING FACE.
3. SIGNAL DATA FOR 50006–XX049 AND 50006–XX049LF:
   SIZE 3 x 32
   TOTAL NO. OF POSITIONS – 96
   NO. OF POSITIONS LOADED – 96

ITEM KEY	QTY.	MATING LENGTH	TAIL LENGTH
A	62	.220 / 5.59	.177 / 4.50
B	33	.260 / 6.60	.177 / 4.50
C	1	.180 / 4.57	.177 / 4.50

mat'l. code	surface ISO 1302	tolerance ISO 406 ISO 1101	projection
ltr / ecn no / dr / date	tolerances unless otherwise specified		product family: HPC
P	angles 0°±2°	linear .XX±.01/.3 .XXX±.005/.13 .XXXX±.0020/.051	INCH/MM
			title: 3 ROW VERTICAL HEADER W/PRESS–FIT PINS, 0 G.P.
			scale 1:1
	dr D.SHEAFER 1991–03–14		dwg no 50006 — sheet 9 of 16 — size A3
	engr S.CLARK 1991–03–14		
	chr S ALOSIUS 2011–05–23		
	appd BIJU K PAUL 2011–05–23		type Product Customer Drawing
sheet index / revision sheet			

form: A3

FCIconnect.com
Copyright FCI

PRODUCT NUMBER
50006–XX053
50006–XX053LF

FOR PRODUCT NUMBERS 50006–XX053 AND 50006–XX053LF ONLY

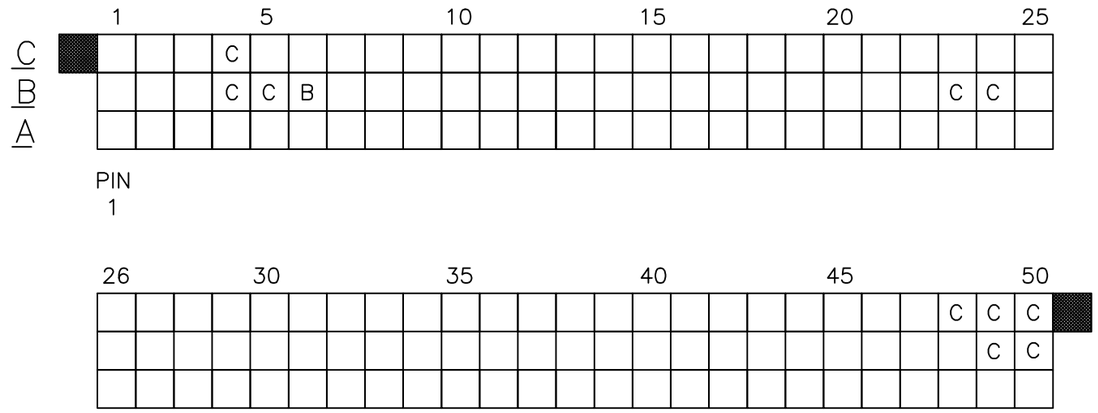

CUSTOMER NOTE: END GUIDE PINS ARE SUGGESTED IN YOUR APPLICATION TO PREVENT STUBBING OF THE .260 MATING LENGTH SIGNAL PINS.

1. ALL POSITIONS ARE LOADED WITH "A" EXCEPT AS SHOWN.
2. COLUMN 1, ROW A IS DESIGNATED AS SIGNAL PIN 1, AS VIEWED FROM THE MATING FACE.
3. SIGNAL DATA FOR 50006–XX053 AND 50006–XX053LF:
   SIZE 3 x 50
   TOTAL NO. OF POSITIONS – 150
   NO. OF POSITIONS LOADED – 150

ITEM KEY	QTY.	MATING LENGTH	TAIL LENGTH
A	139	.220 / 5.59	.250 / 6.35
B	1	.180 / 4.57	.250 / 6.35
C	10	.260 / 6.60	.250 / 6.35

mat'l. code				surface ISO 1302	tolerance ISO 406 ISO 1101	projection
ltr	ecn no	dr	date	tolerances unless otherwise specified		
P				angles	linear .XX±.01/.3 .XXX±.005/.13 .XXXX±.0020/.051	INCH/MM
				0°±2°		scale 1:1
				dr	D.SHEAFER	1991–03–14
				engr	S.CLARK	1991–03–14
				chr	S ALOSIUS	2011–05–23
				appd	BIJU K PAUL	2011–05–23
sheet index	revision sheet					

product family: HPC

title: 3 ROW VERTICAL HEADER W/PRESS–FIT PINS, 0 G.P.

dwg no: 50006 — sheet 10 of 16 — size A3

type: Product Customer Drawing

FCIconnect.com
Copyright FCI

form: A3

PRODUCT NUMBER
50006–XX054
50006–XX054LF

FOR PRODUCT NUMBERS 50006–XX054 AND 50006–XX054LF ONLY

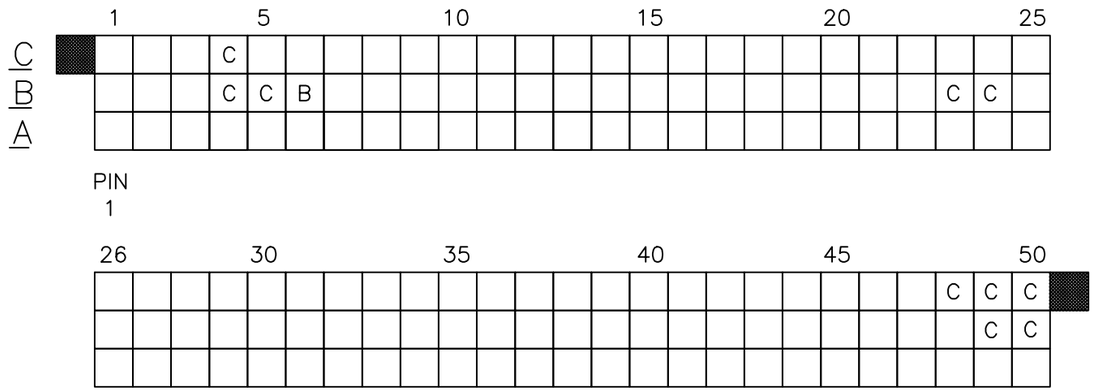

CUSTOMER NOTE: END GUIDE PINS ARE SUGGESTED IN YOUR APPLICATION TO PREVENT STUBBING OF THE .260 MATING LENGTH SIGNAL PINS.

NOTES FOR 50006–XX054 AND 50006–XX054LF ONLY:

1. ALL POSITIONS ARE LOADED WITH "A" EXCEPT AS SHOWN.
2. COLUMN 1, ROW A IS DESIGNATED AS SIGNAL PIN 1, AS VIEWED FROM THE MATING FACE.
3. SIGNAL DATA FOR 50006–XX054 AND 50006–XX054LF:
   SIZE 3 x 50
   TOTAL NO. OF POSITIONS – 150
   NO. OF POSITIONS LOADED – 150

ITEM KEY	QTY.	MATING LENGTH	TAIL LENGTH
A	139	.220 / 5.59	.561 / 14.25
B	1	.180 / 4.57	.521 / 13.23
C	10	.260 / 6.60	.601 / 15.27

mat'l. code	surface ISO 1302	tolerance ISO 406 ISO 1101	projection
ltr / ecn no / dr / date	tolerances unless otherwise specified		product family: HPC
P	angles: 0°±2°	linear: .XX±.01/.3; .XXX±.005/.13; .XXXX±.0020/.051	INCH/MM
			title: 3 ROW VERTICAL HEADER W/PRESS–FIT PINS, 0 G.P.
			scale 1:1
	dr D.SHEAFER 1991–03–14		dwg no 50006 — sheet 11 of 16 — size A3
	engr S.CLARK 1991–03–14		
	chr S ALOSIUS 2011–05–23		
	appd BIJU K PAUL 2011–05–23		type Product Customer Drawing
sheet index / revision sheet			

form: A3

FCIconnect.com
Copyright FCI

PRODUCT NUMBER
50006–XX055
50006–XX055LF

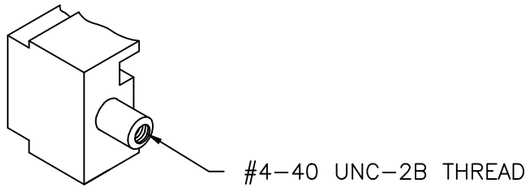

L.E.

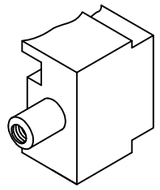

R.E.

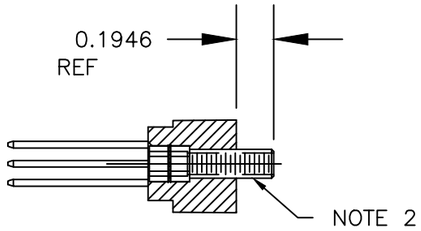

SEC B–B

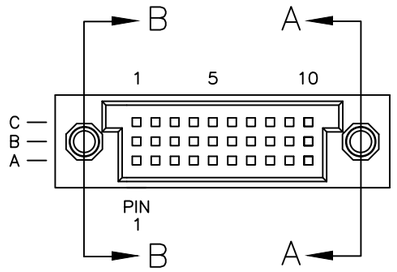

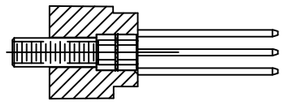

SEC A–A

FOR PRODUCT NUMBERS 50006–XX055 AND 50006–XX055LF

NOTES:

1. IDENTICAL TO P/N 50006–1030D EXCEPT AS SHOWN W/JACK SCREW INSERTS INSTALLED ON BOTH ENDS.
2. HARDWARE P/N 95729–001.

mat'l. code				surface ISO 1302	tolerance ISO 406 ISO 1101	projection	product family HPC
ltr	ecn no	dr	date	tolerances unless otherwise specified			title
P				angles	linear .XX±.01/.3 .XXX±.005/.13 .XXXX±.0020/.051	INCH/MM	3 ROW VERTICAL HEADER W/PRESS–FIT PINS, 0 G.P.
				0°±2°		scale 1:1	
				dr D.SHEAFER 1991–03–14			dwg no 50006 sheet 12 of 16 size A3
				engr S.CLARK 1991–03–14			
				chr S ALOSIUS 2011–05–23			
				appd BIJU K PAUL 2011–05–23			type Product Customer Drawing
sheet index	revision sheet						

form: A3

FCIconnect.com
Copyright FCI

PRODUCT NUMBER
50006–XX056
50006–XX056LF

FOR PRODUCT NUMBER 50006–XX056 AND 50006–XX056LF ONLY

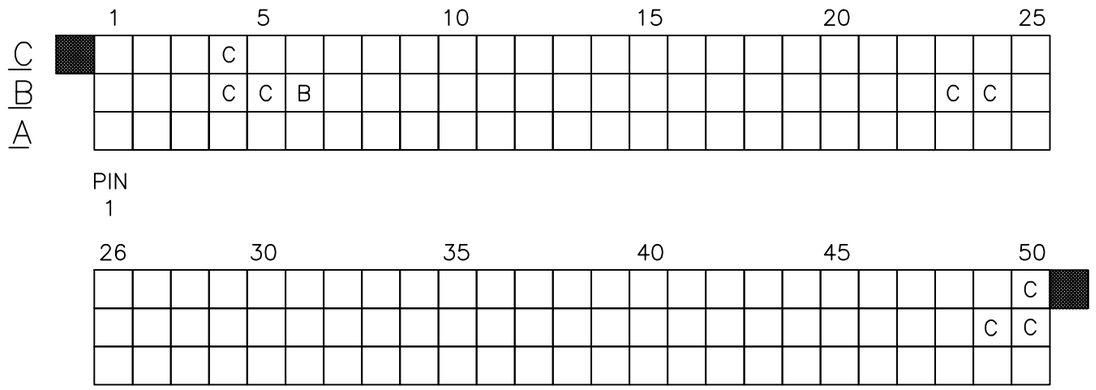

CUSTOMER NOTE: END GUIDE PINS ARE SUGGESTED IN YOUR APPLICATION TO PREVENT STUBBING OF THE .260 MATING LENGTH SIGNAL PINS.

NOTES FOR 50006–XX056 AND 50006–XX056LF ONLY:

1. ALL POSITIONS ARE LOADED WITH "A" EXCEPT AS SHOWN.
2. COLUMN 1, ROW A IS DESIGNATED AS SIGNAL PIN 1, AS VIEWED FROM THE MATING FACE.
3. SIGNAL DATA FOR 50006–XX056 AND 50006–XX056LF:
   SIZE 3 x 50
   TOTAL NO. OF POSITIONS – 150
   NO. OF POSITIONS LOADED – 150

ITEM KEY	QTY.	MATING LENGTH	TAIL LENGTH
A	141	.220 / 5.59	.177 / 4.50
B	1	.180 / 4.57	.177 / 4.50
C	8	.260 / 6.60	.177 / 4.50

mat'l. code	surface ISO 1302	tolerance ISO 406 ISO 1101	projection
ltr ecn no dr date	tolerances unless otherwise specified		product family HPC
P	angles 0°±2°	linear .XX±.01/.3 .XXX±.005/.13 .XXXX±.0020/.051	INCH/MM
			title 3 ROW VERTICAL HEADER W/PRESS–FIT PINS, 0 G.P.
	dr D.SHEAFER 1991–03–14		scale 1:1
	engr S.CLARK 1991–03–14		dwg no 50006 sheet13 of16 size A3
	chr S ALOSIUS 2011–05–23		
	appd BIJU K PAUL 2011–05–23		type Product Customer Drawing
sheet index / revision sheet			

form: A3

FCIconnect.com
Copyright FCI

PRODUCT NUMBER
50006–XX057
50006–XX057LF

FOR PRODUCT NUMBER 50006–XX057 AND 50006–XX057LF

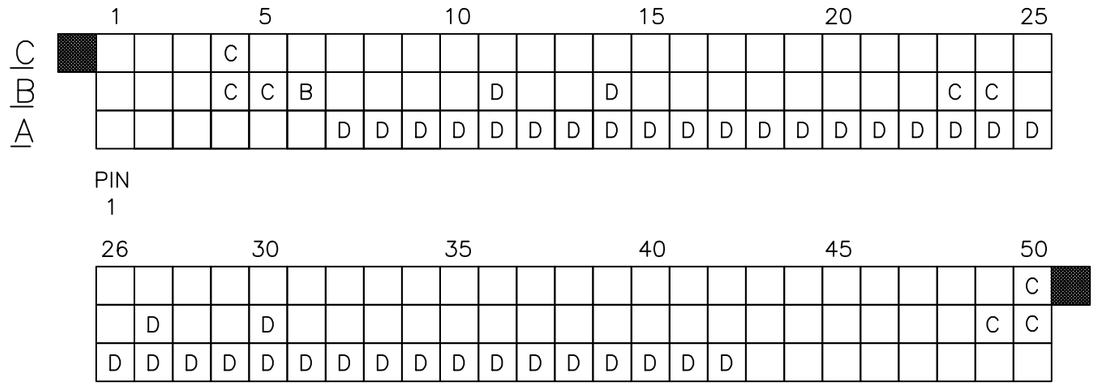

CUSTOMER NOTE: END GUIDE PINS ARE SUGGESTED IN YOUR APPLICATION TO PREVENT STUBBING OF THE .260 MATING LENGTH SIGNAL PINS.

NOTES FOR 50006–XX057 AND 50006–XX057LF ONLY:

1. ALL POSITIONS ARE LOADED WITH "A" EXCEPT AS SHOWN.
2. COLUMN 1, ROW A IS DESIGNATED AS SIGNAL PIN 1, AS VIEWED FROM THE MATING FACE.
3. SIGNAL DATA FOR 50006–XX057 AND 50006–XX057LF:
   SIZE 3 x 50
   TOTAL NO. OF POSITIONS – 150
   NO. OF POSITIONS LOADED – 150

ITEM KEY	QTY.	MATING LENGTH	TAIL LENGTH
A	101	.220 / 5.59	.561 / 14.25
B	1	.180 / 4.57	.521 / 13.23
C	8	.260 / 6.60	.601 / 15.27
D	40	.220 / 5.59	.177 / 4.50

mat'l. code	surface ISO 1302	tolerance ISO 406 ISO 1101	projection
ltr / ecn no / dr / date	tolerances unless otherwise specified		product family: HPC
P	angles 0°±2°	linear .XX±.01/.3 .XXX±.005/.13 .XXXX±.0020/.051	INCH/MM
			title: 3 ROW VERTICAL HEADER W/PRESS–FIT PINS, 0 G.P.
			scale 1:1
	dr D.SHEAFER 1991–03–14		dwg no 50006
	engr S.CLARK 1991–03–14		sheet 14 of 16
	chr S ALOSIUS 2011–05–23		size A3
	appd BIJU K PAUL 2011–05–23		type Product Customer Drawing
sheet index / revision sheet			

form: A3

FCIconnect.com
Copyright FCI

PRODUCT NUMBER
50006–XX058
50006–XX058LF

FOR PRODUCT NUMBER 50006–XX058 AND 50006–XX058LF

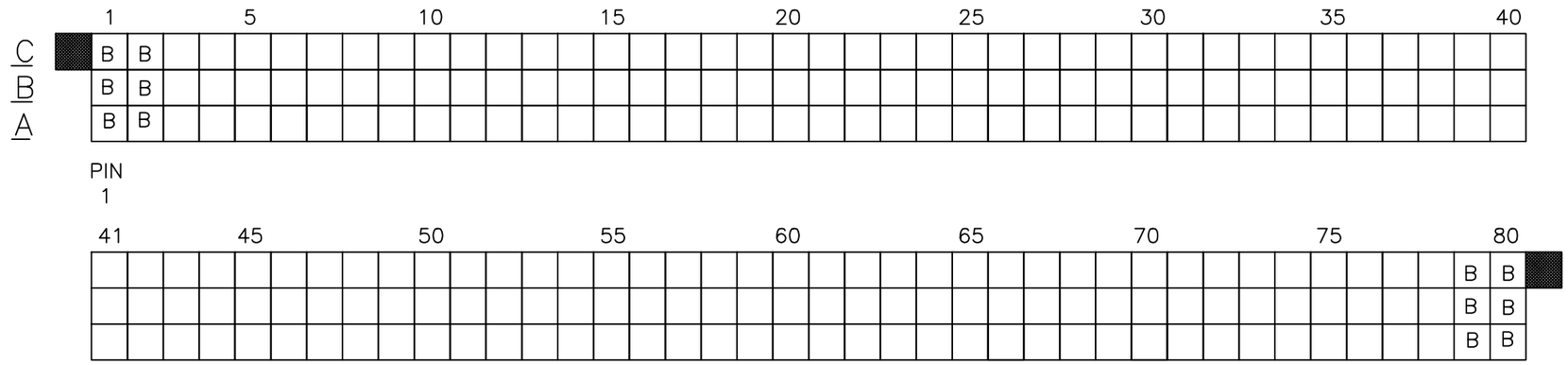

CUSTOMER NOTE: END GUIDE PINS ARE SUGGESTED IN YOUR APPLICATION TO PREVENT STUBBING OF THE .260 MATING LENGTH SIGNAL PINS.

NOTES FOR 50006–XX058 AND 50006–XX058LF ONLY:

1. ALL POSITIONS ARE LOADED WITH "A" EXCEPT AS SHOWN.
2. COLUMN 1, ROW A IS DESIGNATED AS SIGNAL PIN 1, AS VIEWED FROM THE MATING FACE.
3. SIGNAL DATA FOR 50006–XX058 AND 50006–XX058LF:
   SIZE 3 x 80
   TOTAL NO. OF POSITIONS – 240
   NO. OF POSITIONS LOADED – 240

ITEM KEY	QTY.	MATING LENGTH	TAIL LENGTH
A	228	.210 / 5.33	.533 / 13.54
B	12	.244 / 6.20	.533 / 13.54

mat'l. code	surface ISO 1302	tolerance ISO 406 ISO 1101	projection
ltr ecn no dr date	tolerances unless otherwise specified		
P	angles	linear .XX±.01/.3	INCH/MM
		.XXX±.005/.13	
	0°±2°	.XXXX±.0020/.051	scale 1:1
dr	S. ALOSIUS	2011–05–23	
engr	S. ALOSIUS	2011–05–23	
chr	S ALOSIUS	2011–05–23	
appd	BIJU K PAUL	2011–05–23	
sheet index / revision sheet			

product family: HPC

title: 3 ROW VERTICAL HEADER W/PRESS–FIT PINS, 0 G.P.

dwg no: 50006 — sheet 15 of 16 — size A3

type: Product Customer Drawing

form: A3

FCIconnect.com
Copyright FCI

PRODUCT NUMBER
50006–XX059
50006–XX059LF

FOR PRODUCT NUMBER 50006–XX059 AND 50006–XX059LF

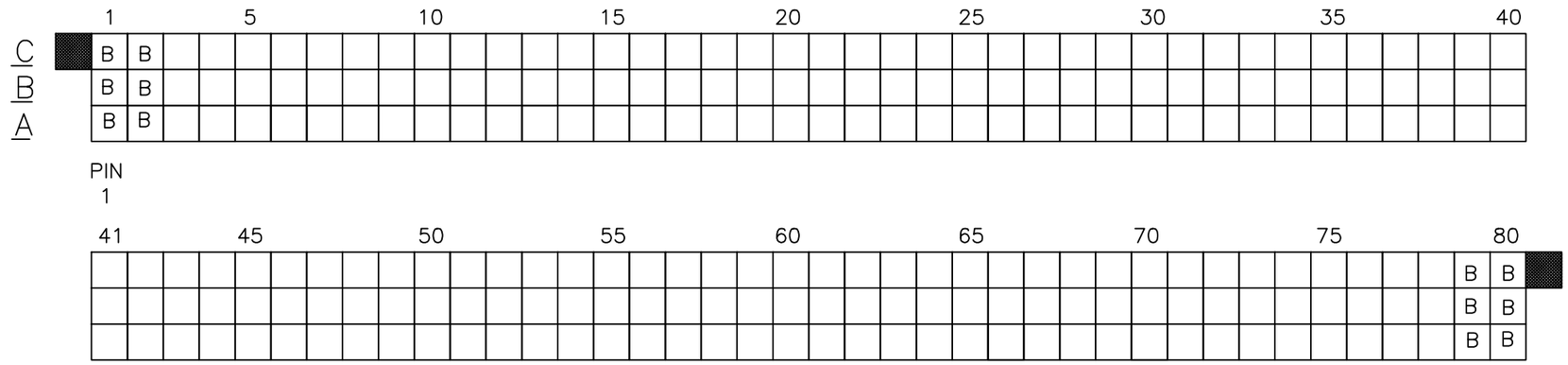

CUSTOMER NOTE: END GUIDE PINS ARE SUGGESTED IN YOUR APPLICATION TO PREVENT STUBBING OF THE .260 MATING LENGTH SIGNAL PINS.

NOTES FOR 50006–XX059 AND 50006–XX059LF ONLY:

1. ALL POSITIONS ARE LOADED WITH "A" EXCEPT AS SHOWN.
2. COLUMN 1, ROW A IS DESIGNATED AS SIGNAL PIN 1, AS VIEWED FROM THE MATING FACE.
3. SIGNAL DATA FOR 50006–XX059 AND 50006–XX059LF:
   SIZE 3 x 80
   TOTAL NO. OF POSITIONS – 240
   NO. OF POSITIONS LOADED – 240

ITEM KEY	QTY.	MATING LENGTH	TAIL LENGTH
A	228	.210 / 5.33	.660 / 16.76
B	12	.245 / 6.22	.660 / 16.76

mat'l. code	surface ISO 1302	tolerance ISO 406 ISO 1101	projection
ltr / ecn no / dr / date	tolerances unless otherwise specified		
P	angles 0°±2°	linear .XX±.01/.3 .XXX±.005/.13 .XXXX±.0020/.051	INCH/MM
			scale 1:1
	dr S. ALOSIUS 2011–05–23		
	engr S. ALOSIUS 2011–05–23		
	chr S ALOSIUS 2011–05–23		
	appd BIJU K PAUL 2011–05–23		
sheet index / revision sheet			

product family: HPC

title: 3 ROW VERTICAL HEADER W/PRESS–FIT PINS, 0 G.P.

dwg no: 50006 — sheet 16 of 16 — size A3

type: Product Customer Drawing

form: A3

FCIconnect.com
Copyright FCI