


Optical Communication Devices

2.5 Gb/s Optical Receiver Module

TOAD346-RXMS/TOPD346-RXMS Series



APPLICATION

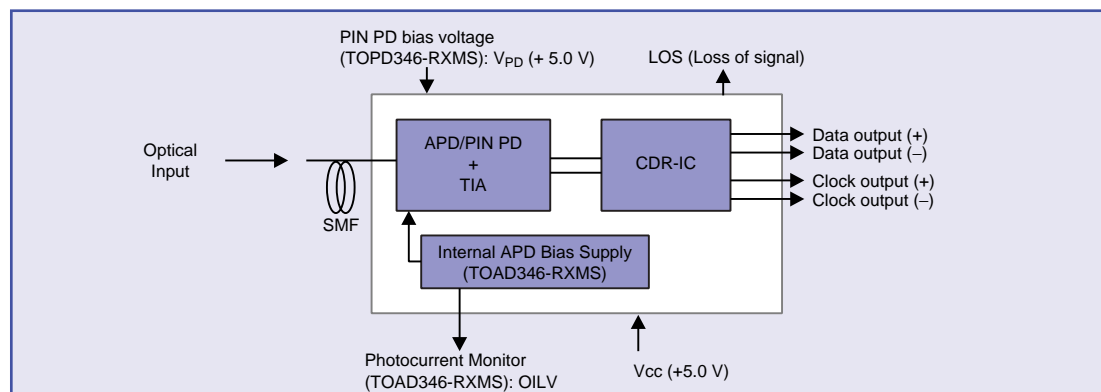
- SONET / SDH (OC-48 / STM-16) applications

FEATURES

- TOAD346-RXMS: APD, TIA and CDR
Sensitivity: -32 dBm (typ. @ BER = 1×10^{-10} , PRBS $2^{23}-1$)
Internal APD bias power supply
- TOPD346-RXMS: PIN-PD, TIA and CDR
Sensitivity: -24 dBm (typ. @ BER = 1×10^{-10} , PRBS $2^{23}-1$)
- Tc: -40 to $+85$ °C
- Loss of signal (LOS) output
- SC/PC Optical connector available
- Multi Source Agreement (MSA) compliant
- Package size: 35 x 58 x 8.9 (max) mm

TOAD346-RXMS/TOPD346-RXMS Series

BLOCK DIAGRAM



ABSOLUTE MAXIMUM RATINGS

Item	Symbol	Rating	Unit
Storage temperature	Tstg	-40 to +85	°C
Operating case temperature	Tc	-40 to +85	°C
Positive supply voltage	Vcc	0 to +5.5	V
Maximum optical input power	TOAD346-RXMS Pom	0	dBm
	TOPD346-RXMS Pom	+3.0	dBm
Soldering temperature / time	Tsol / tsol	260 / 10	°C / s

ELECTRICAL AND OPTICAL CHARACTERISTICS (Case temperature: Tc = -40 to +85°C)

Electrical characteristics

Item	Min	Typ.	Max	Unit	Note
Bit rate	2488.07	2488.32	2488.57	Mb / s	
Positive power supply voltage	4.75	5.00	5.25	V	
Positive power supply current	—	300	380	mA	
Total power dissipation	—	1.5	2	W	
Data / Clock single output voltage	300	—	1000	mVp-p	
Jitter generation (rms)	—	—	10	mUI	
Jitter transfer	ITU G958 and Telcordia GR-253-CORE compliant				
Jitter tolerance	ITU G958 and Telcordia GR-253-CORE compliant				
Loss of signal (LOS) alarm output voltage (normal)	0.0	—	0.4	V	
Loss of signal (LOS) alarm output voltage (alarm active)	2.4	—	Vcc	V	
Loss assert time	—	—	1	ms	
Loss de-assert time	—	—	1	ms	
Setup / Hold time	100	—	—	ps	Fig. 1

Notes

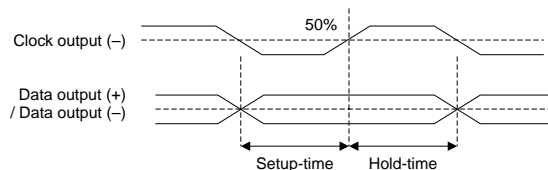


Fig. 1: Setup-Hold time

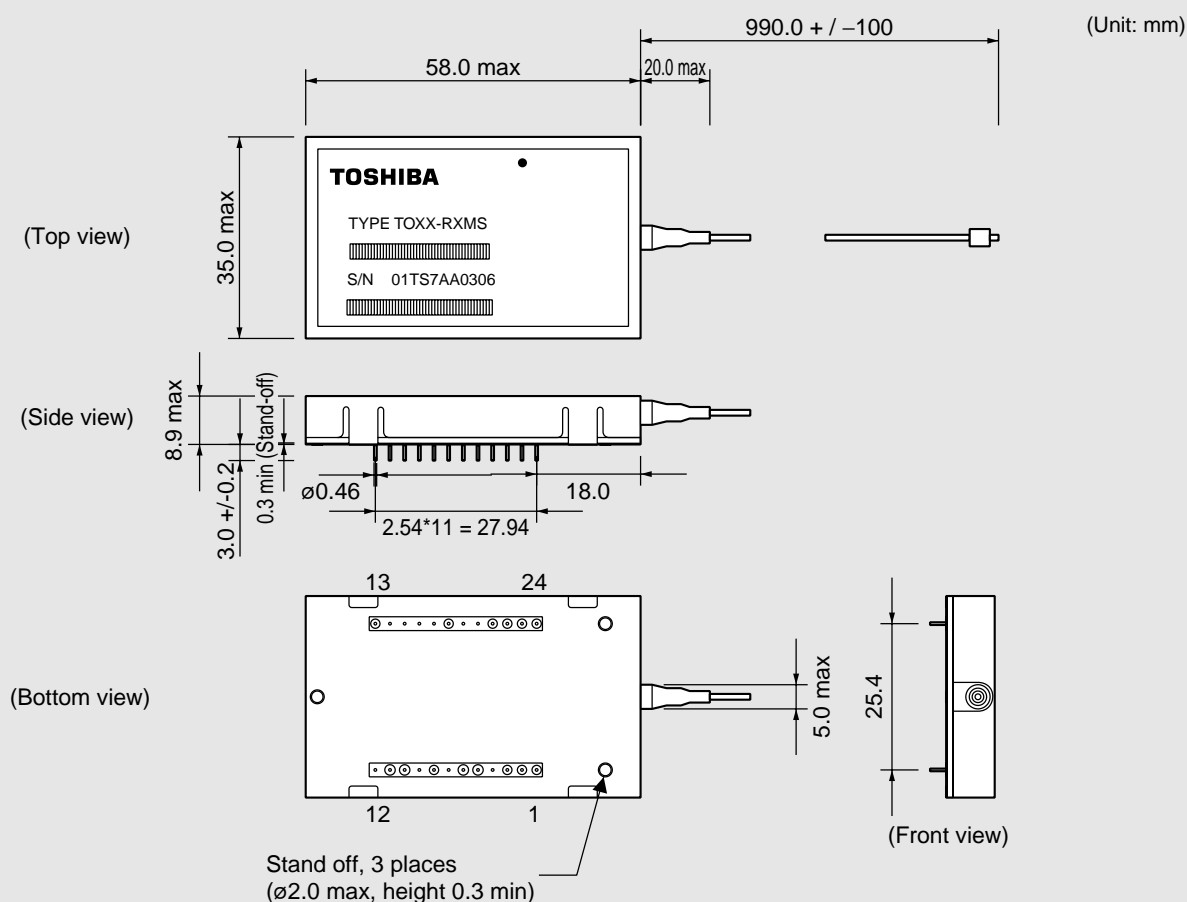
Optical characteristics

Item	Min	Typ.	Max	Unit	Note
Input wave length	1260	—	1620	nm	
Sensitivity (WL = 1550 nm, TOAD346-RXMS)	—	-32.0	-30.0	dBm	(1), (2)
Sensitivity (WL = 1300 nm, TOPD346-RXMS)	—	-24.0	-22.0	dBm	(1)
Overload (TOAD346-RXMS)	-7	—	—	dBm	(1)
Overload (TOPD346-RXMS)	-2	—	—	dBm	(1)
LOS alarm for decreasing light input (TOAD346-RXMS)	-45	—	-35	dBm	
LOS alarm for decreasing light input (TOPD346-RXMS)	-38	—	-27	dBm	
Optical return loss	27	—	—	dB	

Notes: (1) Bit rate = 2488.32 Mb/s, PRBS 2²³-1, measured at BER 10⁻¹⁰

(2) -31 dBm (max @Tc = -10 to +70 °C) available

DIMENSIONAL OUTLINE AND PIN ASSIGNMENT



The case is ground. The bottom of the case is coated with an insulating material.
The case temperature shall be measured at the center of the package top.

Pin Assignment

Pin	Symbol	Function	Pin	Symbol	Function	Pin	Symbol	Function
1	NIC	No internal connection	9	GND	Ground	18	NUC	No user connection
2	NUC	No user connection	10	DATA+	Data output (+)	19	GND	Ground
3	LOS	Loss of alarm	11	DATA-	Data output (-)	20	GND	Ground
4	GND	Ground	12	GND	Ground	21	NUC	No user connection
5	CLK-	Clock output (-)	13	NUC	No user connection	22	Vcc	Positive power supply (+5.0 V)
6	CLK+	Clock output (+)	14	GND	Ground	23	OILV*1	Optical input light voltage
7	GND	Ground	15	GND	Ground		NUC*2	No user connection
8	NUC*1	No user connection	16	GND	Ground	24	NUC	No user connection
	V _{PD} *2	PD cathode bias voltage (+5.0 V)	17	GND	Ground			

*1: TOAD346-RXMS *2: TOPD346-RXMS.

PRECAUTIONS

- Power supply: Transient electric spike may cause a damage to the photodiode or IC chips.
A surge-free power supply and a slow starter circuit should be used.
To avoid causing an electrical surge, pins should not be connected or disconnected on the test fixture before turning the power off.
- The product should be grounded for obtaining the performance.

OVERSEAS SUBSIDIARIES AND AFFILIATES

021018 (X)

Toshiba America Electronic Components, Inc.

Headquarters-Irvine, CA
9775 Toledo Way, Irvine, CA 92618, U.S.A.
Tel: (949)455-2000 Fax: (949)859-3963

Deerfield, IL(Chicago)
One Pkwy., North, Suite 500, Deerfield,
IL 60015, U.S.A.
Tel: (847)945-1500 Fax: (847)945-1044

Edison, NJ
2035 Lincoln Hwy. #3000, Edison.
NJ 08817, U.S.A.
Tel: (732)248-8070 Fax: (732)248-8030

Raleigh, NC
5511 Capital Center Dr., #114,
Raleigh, NC 27606, U.S.A.
Tel: (919)859-2800 Fax: (919)859-2898

Richardson, TX(Dallas)
777 East Campbell Rd., #650, Richardson,
TX 75081, U.S.A.
Tel: (972)480-0470 Fax: (972)235-4114

Wakefield, MA(Boston)
401 Edgewater Place, #360, Wakefield,
MA 01880, U.S.A.
Tel: (781)224-0074 Fax: (781)224-1095

Toshiba Electronics Europe GmbH

Düsseldorf Head Office
Hansaallee 181, D-40549 Düsseldorf,
Germany
Tel: (0211)5296-0 Fax: (0211)5296-400

Toshiba Electronics Italiana S.R.L.
Centro Direzionale Colleoni,
Palazzo Perseo 3,
1-20041 Agrate Brianza, (Milan), Italy
Tel: (039)68701 Fax:(039)6870205

Toshiba Electronics(UK) Ltd.
Riverside Way, Camberley Surrey,
GU15 3YA, U.K.
Tel: (01276)69-4600 Fax: (01276)69-4800

Toshiba Electronics Scandinavia A.B.
Gustavslundsvägen 12, 2nd Floor,
S-161 15 Bromma, Sweden
Tel: (08)704-0900 Fax: (08)80-8459

**Toshiba Electronics Asia
(Singapore) Pte. Ltd.**
Singapore Head Office
438B Alexandra Road, #06-08/12 Alexandra
Technopark, Singapore 119968
Tel: (6278)5252 Fax: (6271)5155

Toshiba Electronics Asia, Ltd.

Hong Kong Head Office
Level 11, Tower 2, Grand Century
Place, No.193, Prince Edward Road West,
Mong Kok, Kowloon, Hong Kong
Tel: 2375-6111 Fax: 2375-0969

Beijing Office
Rm 714, Beijing Fortune Building,
No.5 Dong San Huan Bei-Lu, Chao Yang District,
Beijing, 100004, China
Tel: (010)6590-8796 Fax: (010)6590-8791

Toshiba Electronics Korea Corporation

Seoul Head Office
14/F, KEC B/D, 275-7 Yangjae-dong,
Seocho-ku, Seoul, Korea
Tel: (02)589-4300 Fax: (02)589-4302

Toshiba Electronics (Shanghai) Co., Ltd.
23F, HSBC Tower, 101
Yin Cheng East Road, Pudong New Area, Shanghai,
200120, China
Tel: (021)6841-0666 Fax: (021)6841-5002

Toshiba Electronics Taiwan Corporation

Taipei Head Office
17F, Union Enterprise Plaza Bldg. 109
Min Sheng East Rd., Section 3, 105 Taipei, Taiwan
Tel: (02)2514-9988 Fax: (02)2514-7892

(As of May, 2002)

The information contained herein is subject to change without notice.

The information contained herein is presented only as a guide for the applications of our products.
No responsibility is assumed by TOSHIBA for any infringements of patents or other rights of the third parties which may result from its use. No license is granted by implication or otherwise under any patent or patent rights of TOSHIBA or others.

TOSHIBA is continually working to improve the quality and reliability of its products. Nevertheless, semiconductor devices in general can malfunction or fail due to their inherent electrical sensitivity and vulnerability to physical stress. It is the responsibility of the buyer, when utilizing TOSHIBA products, to comply with the standards of safety in making a safe design for the entire system, and to avoid situations in which a malfunction or failure of such TOSHIBA products could cause loss of human life, bodily injury or damage to property. In developing your designs, please ensure that TOSHIBA products are used within specified operating ranges as set forth in the most recent TOSHIBA products specifications. Also, please keep in mind the precautions and conditions set forth in the "Handling Guide for Semiconductor Devices," or "TOSHIBA Semiconductor Reliability Handbook" etc..

The Toshiba products listed in this document are intended for usage in general electronics applications (computer, personal equipment, office equipment, measuring equipment, industrial robotics, domestic appliances, etc.). These Toshiba products are neither intended nor warranted for usage in equipment that requires extraordinarily high quality and/or reliability or a malfunction or failure of which may cause loss of human life or bodily injury ("Unintended Usage"). Unintended Usage include atomic energy control instruments, airplane or spaceship instruments, transportation instruments, traffic signal instruments, combustion control instruments, medical instruments, all types of safety devices, etc.. Unintended Usage of Toshiba products listed in this document shall be made at the customer's own risk.

The products described in this document are subject to the foreign exchange and foreign trade laws.
GaAs (Gallium Arsenide) is used in this product. The dust or vapor is harmful to the human body. Do not break, cut, crush or dissolve chemically.

Website: <http://www.semicon.toshiba.co.jp/eng/index.html>

3692C-0203 D5

TOSHIBA

TOSHIBA CORPORATION

Electronic Devices Sales & Marketing Division
1-1, Shibaura 1-chome, Minato-ku, Tokyo, 105-8001, Japan
Tel: +81-3-3457-3406 Fax: +81-3-5444-9431
E-mail: semicon@toshiba.co.jp