

## Fuse Holders

### HB PCB Series (HBH, HBV, HBW)

#### Description

- For ¼" x 1 ¼" and 5 x 20mm fuses
- Fuse carriers are interchangeable
- Carriers are color coded for easy identification:
  - Gray for ¼" diameter fuses
  - Black for 5mm fuses
- Vertical and horizontal body mounting versions
- Fuse carrier and knob are spring loaded bayonet type with screwdriver slot
- "Kicked" terminals (all models) for optimum wave-soldering
- Stabilizer pins on HBV model
- High dielectric molded thermoplastic meets UL 94V0

#### Resistance Ratings


- Insulation resistance: 10,000 megaohm at 500Vdc
- Contact resistance: Less than 0.005 ohms at 200mV

#### Dielectric Strength

- Dielectric strength: Over 200V/mil

#### Agency Information

- CE, VDE 4009241 (HBV, HBW) SEMKO 800444
- UL Recognized: IZLT2, E14853
- CSA Certified: Class 6225-01, File 47235






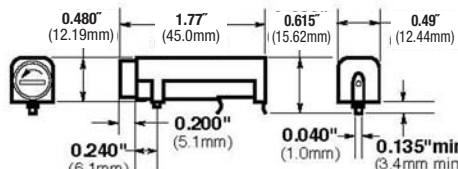
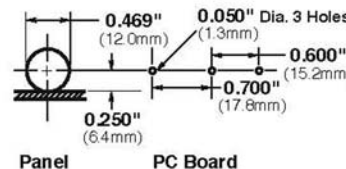
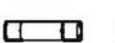
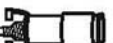


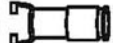
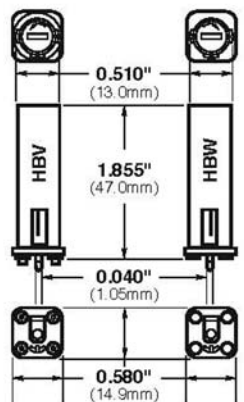
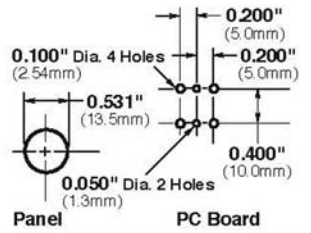
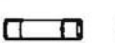
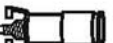


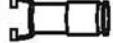
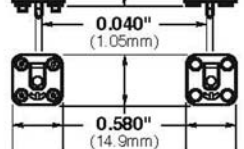
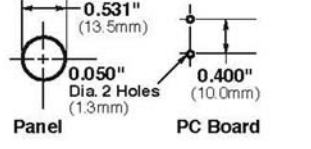
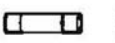
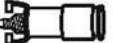
#### Environmental Data

- Operating Temperature: (-40°C to + 85°C)
- Temperature rating (RTI): The mounting body for all devices has a temperature rating of 150°C. The knob for all devices has a temperature rating of 130°C.

#### Ordering

- Specify packaging, product, and option code

Specifications							
Catalog Number	Fuse Holder		Voltage Rating Volts	Current Rating (amps) Agency Approval			
	Body Mount	Carrier Size		UL	CSA	VDE	SEMKO
HBH-I	Horizontal	¼" x 1 ¼"	250	16	12	–	10
HBH-M	Horizontal	5 x 20mm	250	16	12	–	10
HBV-I	Vertical w/ Stability Pins	¼" x 1 ¼"	250	16	12	6.3	10
HBV-M	Vertical w/ Stability Pins	5 x 20mm	250	16	12	6.3	10
HBW-I	Vertical w/o Stability Pins	¼" x 1 ¼"	250	16	12	6.3	10
HBW-M	Vertical w/o Stability Pins	5 x 20mm	250	16	12	6.3	10
HBH	Horizontal	na	250	16	12	–	10
HBV	Vertical w/ Stability Pins	na	250	16	12	6.3	10
HBW	Vertical w/o Stability Pins	na	250	16	12	6.3	10
FBI	na	¼" x 1 ¼"	–	–	–	–	–
FBM	na	5 x 20mm	–	–	–	–	–

Model	Fuse Size	Cat. No. (Carrier & Body)	Agency Listings	Dimensions (±.005", ±.13mm)	Mounting Dimensions
<b>Horizontal Mount</b>					
			U.L. CSA SEMCO		
					
<b>Vertical Mount With Stability Pins</b>					
			U.L. CSA VDE SEMCO		
					
<b>Vertical Mount Without Stability Pins</b>					
			U.L. CSA VDE SEMCO		
					

**NOTE:** Carriers do not fit panel-mounted fuseholders.

Packaging Code	
Packaging Code Prefix	Description
Blank	10 fuse holders packed into a carton
BK	100 fuse holders packed into a cardboard shelf package
Option Code	
Option Code Suffix	Description
-R	RoHS compliant version

#### North America

Cooper Electronic Technologies  
1225 Broken Sound Parkway NW  
Suite F  
Boca Raton, FL 33487-3533  
Tel: 1-561-998-4100  
Fax: 1-561-241-6640  
Toll Free: 1-888-414-2645

Cooper Bussmann  
P.O. Box 14460  
St. Louis, MO 63178-4460  
Tel: 1-636-394-2877  
Fax: 1-636-527-1607

#### Europe

Cooper Electronic Technologies  
Cooper (UK) Limited  
Burton-on-the-Wolds  
Leicestershire • LE12 5TH UK  
Tel: +44 (0) 1509 882 737  
Fax: +44 (0) 1509 882 786

Cooper Electronic Technologies  
Avda. Santa Eulalia, 290  
08223  
Terrassa, (Barcelona), Spain  
Tel: +34 937 362 812  
+34 937 362 813  
Fax: +34 937 362 719

#### Asia Pacific

Cooper Electronic Technologies  
1 Jalan Kilang Timor  
#06-01 Pacific Tech Centre  
Singapore 159303  
Tel: +65 278 6151  
Fax: +65 270 4160

The only controlled copy of this Data Sheet is the electronic read-only version located on the Cooper Bussmann Network Drive. All other copies of this document are by definition uncontrolled. This bulletin is intended to clearly present comprehensive product data and provide technical information that will help the end user with design applications. Cooper Bussmann reserves the right, without notice, to change design or construction of any products and to discontinue or limit distribution of any products. Cooper Bussmann also reserves the right to change or update, without notice, any technical information contained in this bulletin. Once a product has been selected, it should be tested by the user in all possible applications.

Life Support Policy: Cooper Bussmann does not authorize the use of any of its products for use in life support devices or systems without the express written approval of an officer of the Company. Life support systems are devices which support or sustain life, and whose failure to perform, when properly used in accordance with instructions for use provided in the labeling, can be reasonably expected to result in significant injury to the user.

# Mouser Electronics

Authorized Distributor

Click to View Pricing, Inventory, Delivery & Lifecycle Information:

Cooper Bussmann:

[HBH-I-R](#) [HBH-M-R](#) [HBV-I-R](#) [HBW-I-R](#) [BK/FBI](#)