

4

3

DWG. NO.

SH. 1

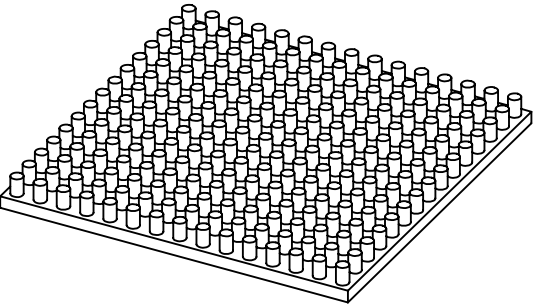
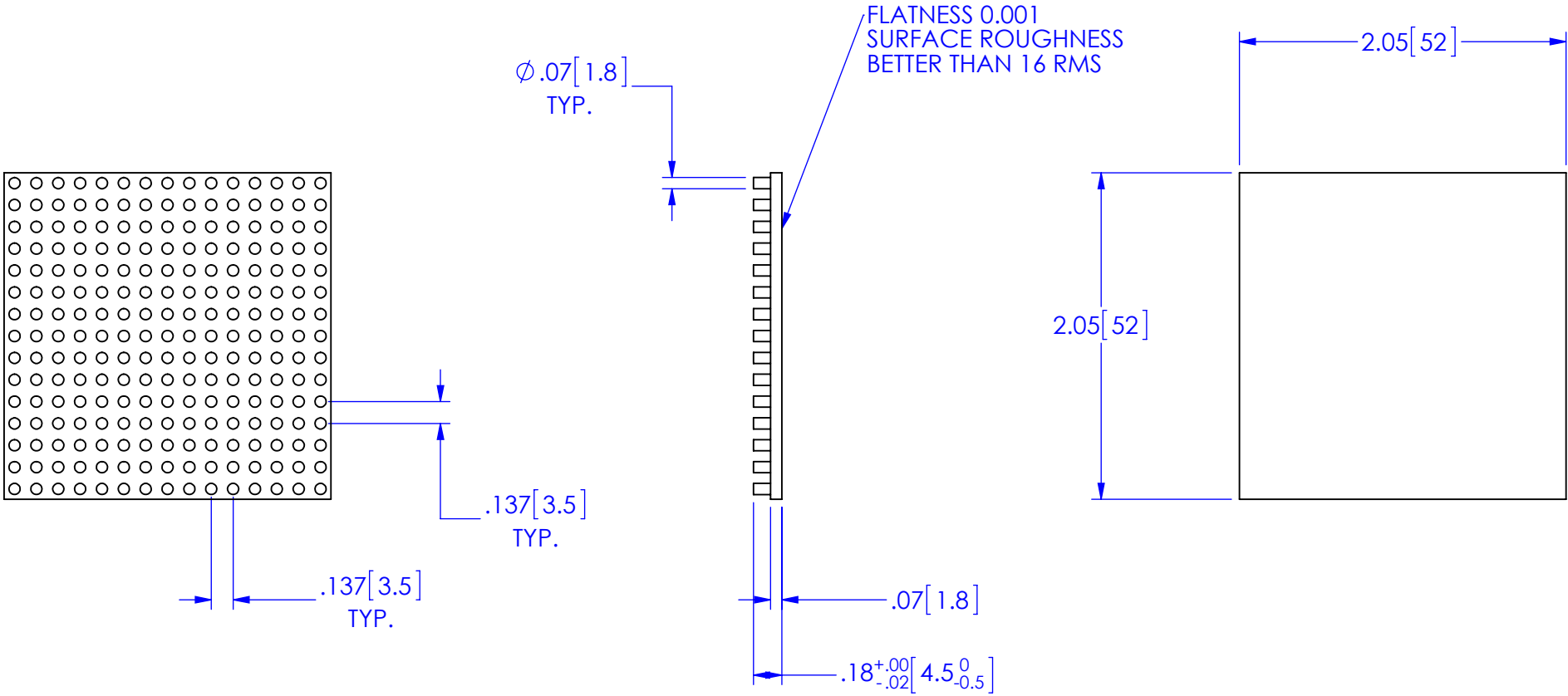
REV.

1

REVISIONS

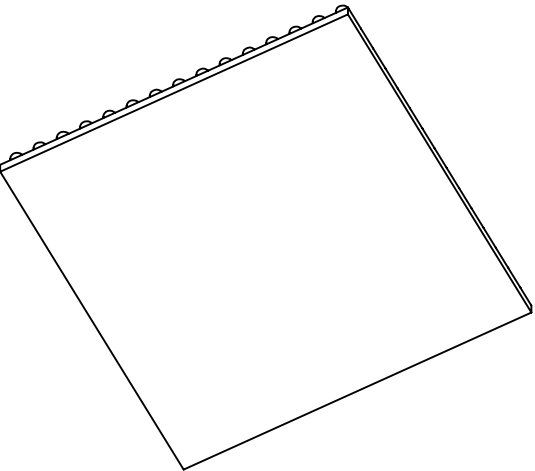
ZONE	REV.	DESCRIPTION	DATE	APPROVED

B



B

A



A



- NOTES:
1. MATERIAL: COPPER CDA 110
  2. DEBURR SHARP EDGES
  3. PLATING: WASHED UNPLATED
  4. WEIGHT: TBD

TOLERANCES ON	
DIMENSIONS	ANGLES
.X ±.050 .XX ±.020 .XXX ±.005 .XXXX ±.0005	±0°30'

- THIS DRAWING INCORPORATES THIRD ANGLE PROJECTION
- UNLESS OTHERWISE SPECIFIED
1. DIMENSIONS ARE IN INCHES
  2. FINISH  $\frac{63}{\sqrt{10}}$  ALL OVER
  3. DE-BURR AND BREAK SHARP EDGES
  4. ALL THREADS TO BE CLASS 2, PER ANSI B1.13-1979 AFTER FINISHING

DO NOT SCALE THIS DRAWING

APPROVALS	DATE
DRAWN	
CHECKED	
CONTRACT NO.	
ISSUE DATE	

COOL INNOVATIONS  
ADVANCED HEAT SINKS

141 CIDERMILL AVE., #2  
CONCORD, ON, L4K 4G5

TITLE: <b>4-2020018US8655</b>			
SIZE <b>B</b>	FSCM NO.	DWG. NO. <b>2968655-00</b>	REV. <b>A</b>
SCALE: <b>NTS</b>	USED ON: -	SHEET: 1 OF 1	

4

3

2

1