

## Printed-circuit board connector - MCVR 1,5/13-STF-3,81 - 1828456

Please be informed that the data shown in this PDF Document is generated from our Online Catalog. Please find the complete data in the user's documentation. Our General Terms of Use for Downloads are valid  
(<http://download.phoenixcontact.com>)

Plug component, Nominal current: 8 A, Rated voltage (III/2): 160 V, Number of positions: 13, Pitch: 3.81 mm, Connection method: Screw connection, Color: green, Contact surface: Tin



The figure shows a 10-position version of the product

### Product Features

- ☒ Generously dimensioned wiring space
- ☒ Compact dimensions of the MCV 1,5 plug range
- ☒ Plug for vertical plug-in direction
- ☒ Individual position coding by removing the coding tab and connecting the coding profile to the header



### Key commercial data

Packing unit	1 1
GTIN	 4 017918 114763
Weight per Piece (excluding packing)	11.53 GRM
Custom tariff number	85366990
Country of origin	Germany

### Technical data

#### Dimensions

Height	12.5 mm
Pitch	3.81 mm
Dimension a	45.72 mm

#### General

Range of articles	MCVR 1,5/...-STF
Insulating material group	I

# Printed-circuit board connector - MCVR 1,5/13-STF-3,81 - 1828456

## Technical data

### General

Rated surge voltage (III/3)	2.5 kV
Rated surge voltage (III/2)	2.5 kV
Rated surge voltage (II/2)	2.5 kV
Rated voltage (III/3)	160 V
Rated voltage (III/2)	160 V
Rated voltage (II/2)	320 V
Connection in acc. with standard	EN-VDE
Nominal current $I_N$	8 A
Nominal cross section	1.5 mm <sup>2</sup>
Maximum load current	8 A (with 1.5 mm <sup>2</sup> conductor cross section)
Insulating material	PA
Inflammability class according to UL 94	V0
Internal cylindrical gage	A1
Stripping length	7 mm
Number of positions	13
Screw thread	M2
Tightening torque, min	0.22 Nm
Tightening torque max	0.25 Nm

### Connection data

Conductor cross section solid min.	0.14 mm <sup>2</sup>
Conductor cross section solid max.	1.5 mm <sup>2</sup>
Conductor cross section stranded min.	0.14 mm <sup>2</sup>
Conductor cross section stranded max.	1.5 mm <sup>2</sup>
Conductor cross section stranded, with ferrule without plastic sleeve min.	0.25 mm <sup>2</sup>
Conductor cross section stranded, with ferrule without plastic sleeve max.	1.5 mm <sup>2</sup>
Conductor cross section stranded, with ferrule with plastic sleeve min.	0.25 mm <sup>2</sup>
Conductor cross section stranded, with ferrule with plastic sleeve max.	0.5 mm <sup>2</sup>
Conductor cross section AWG/kcmil min.	28
Conductor cross section AWG/kcmil max	16
2 conductors with same cross section, solid min.	0.08 mm <sup>2</sup>
2 conductors with same cross section, solid max.	0.5 mm <sup>2</sup>
2 conductors with same cross section, stranded min.	0.08 mm <sup>2</sup>
2 conductors with same cross section, stranded max.	0.75 mm <sup>2</sup>
2 conductors with same cross section, stranded, ferrules without plastic sleeve, min.	0.25 mm <sup>2</sup>
2 conductors with same cross section, stranded, ferrules without plastic sleeve, max.	0.34 mm <sup>2</sup>

## Printed-circuit board connector - MCVR 1,5/13-STF-3,81 - 1828456

### Technical data

#### Connection data

2 conductors with same cross section, stranded, TWIN ferrules with plastic sleeve, min.	0.5 mm²
2 conductors with same cross section, stranded, TWIN ferrules with plastic sleeve, max.	0.5 mm²
Minimum AWG according to UL/CUL	30
Maximum AWG according to UL/CUL	14

### Classifications

#### eCl@ss

eCl@ss 4.0	272607xx
eCl@ss 4.1	27260701
eCl@ss 5.0	27260701
eCl@ss 5.1	27260701
eCl@ss 6.0	27260704
eCl@ss 7.0	27440402
eCl@ss 8.0	27440402

#### ETIM

ETIM 3.0	EC001121
ETIM 4.0	EC002638
ETIM 5.0	EC002638

#### UNSPSC

UNSPSC 6.01	30211810
UNSPSC 7.0901	39121409
UNSPSC 11	39121409
UNSPSC 12.01	39121409
UNSPSC 13.2	39121409

### Approvals

#### Approvals

---

#### Approvals

CSA / UL Recognized / VDE Gutachten mit Fertigungsüberwachung / cUL Recognized / GOST / IECCEB Scheme / GOST / CCA / cULus Recognized

---


#### Ex Approvals


# Printed-circuit board connector - MCVR 1,5/13-STF-3,81 - 1828456


## Approvals


Approvals submitted

### Approval details

CSA 		
	B	D
mm²/AWG/kcmil	28-16	28-16
Nominal current I <sub>N</sub>	8 A	8 A
Nominal voltage U <sub>N</sub>	300 V	300 V


UL Recognized 		
	B	D
mm²/AWG/kcmil	30-14	30-14
Nominal current I <sub>N</sub>	8 A	8 A
Nominal voltage U <sub>N</sub>	300 V	300 V


VDE Gutachten mit Fertigungsüberwachung 	
mm²/AWG/kcmil	0.2-1.5
Nominal current I <sub>N</sub>	8 A
Nominal voltage U <sub>N</sub>	160 V

cUL Recognized 		
	B	D
mm²/AWG/kcmil	30-14	30-14
Nominal current I <sub>N</sub>	8 A	8 A
Nominal voltage U <sub>N</sub>	300 V	300 V

## Printed-circuit board connector - MCVR 1,5/13-STF-3,81 - 1828456


### Approvals

GOST 
----------------------------------------------------------------------------------------

IECEE CB Scheme 	
mm²/AWG/kcmil	0.2-1.5
Nominal current I <sub>N</sub>	8 A
Nominal voltage U <sub>N</sub>	160 V

GOST 
----------------------------------------------------------------------------------------

CCA	
mm²/AWG/kcmil	0.2-1.5
Nominal current I <sub>N</sub>	8 A
Nominal voltage U <sub>N</sub>	160 V

cULus Recognized 
------------------------------------------------------------------------------------------------------

### Accessories

#### Accessories

##### Labeled terminal marker

Marker cards - SK 3,81/2,8:FORTL.ZAHLEN - 0804109



Marker cards, Card, white, labeled, Horizontal: Consecutive numbers 1 - 10, 11 - 20, etc. up to 91 - (99)100, Mounting type: Adhesive, For terminal block width: 3.81 mm

#### Marker pen

## Printed-circuit board connector - MCVR 1,5/13-STF-3,81 - 1828456

### Accessories

Marker pen - B-STIFT - 1051993



Marker pen, for manual labeling of unprinted Zack strips, smear-proof and waterproof, line thickness 0.5 mm

---

### Screwdriver tools

Screwdriver - SZS 0,4X2,5 VDE - 1205037



Screwdriver, slot-headed, VDE insulated, size: 0.4 x 2.5 x 80 mm, 2-component grip, with non-slip grip

---

### Terminal marking

Marker cards - SK U/2,8 WH:UNBEDRUCKT - 0803883



Marker cards, Sheet, white, Unlabeled, Can be labeled with: Plotter, Office printing systems, Mounting type: Adhesive, Lettering field: 186 x 2.8 mm

---

### Additional products

Base strip - DFK-MC 1,5/13-GF-3,81 - 1829442



Plug component, Nominal current: 8 A, Rated voltage (III/2): 160 V, Number of positions: 13, Pitch: 3.81 mm, Connection method: Solder/Slip-on connection, Color: green, Contact surface: Tin, Assembly: Direct mounting

## Printed-circuit board connector - MCVR 1,5/13-STF-3,81 - 1828456

### Accessories

#### Base strip - MCDV 1,5/13-G1F-3,81 - 1842872




Header, Nominal current: 8 A, Rated voltage (III/2): 160 V, Number of positions: 13, Pitch: 3.81 mm, Color: green, Contact surface: Tin, Assembly: Soldering, In combination with MCV plug components, both an MCVW and an MCVR plug must be used.

#### Base strip - MCDV 1,5/13-GF-3,81 - 1830363



Header, Nominal current: 8 A, Rated voltage (III/2): 160 V, Number of positions: 13, Pitch: 3.81 mm, Color: green, Contact surface: Tin, Assembly: Soldering, In combination with MCV plug components, both an MCVW and an MCVR plug must be used.

#### Base strip - MCD 1,5/13-G1F-3,81 - 1843033



Header, Nominal current: 8 A, Rated voltage (III/2): 160 V, Number of positions: 13, Pitch: 3.81 mm, Color: green, Contact surface: Tin, Assembly: Soldering, In combination with MCV plug components, both an MCVW and an MCVR plug must be used.

#### Base strip - MCD 1,5/13-GF-3,81 - 1830211



Header, Nominal current: 8 A, Rated voltage (III/2): 160 V, Number of positions: 13, Pitch: 3.81 mm, Color: green, Contact surface: Tin, Assembly: Soldering, In combination with MCV plug components, both an MCVW and an MCVR plug must be used.

#### Printed-circuit board connector - IMC 1,5/13-STGF-3,81 - 1858141



Plug component, Nominal current: 8 A, Rated voltage (III/2): 160 V, Number of positions: 13, Pitch: 3.81 mm, Connection method: Screw connection, Color: green, Contact surface: Tin

## Printed-circuit board connector - MCVR 1,5/13-STF-3,81 - 1828456

### Accessories

Base strip - MCVU 1,5/13-GFD-3,81 - 1833137



Plug component, Nominal current: 8 A, Rated voltage (III/2): 160 V, Number of positions: 13, Pitch: 3.81 mm, Connection method: Screw connection, Color: green, Contact surface: Tin, Assembly: Direct mounting

Base strip - MCVK 1,5/13-GF-3,81 - 1832989



Plug component, Nominal current: 8 A, Rated voltage (III/2): 160 V, Number of positions: 13, Pitch: 3.81 mm, Connection method: Screw connection, Color: green, Contact surface: Tin, Assembly: DIN rail

Base strip - MCV 1,5/13-GF-3,81 - 1830703



Header, Nominal current: 8 A, Rated voltage (III/2): 160 V, Number of positions: 13, Pitch: 3.81 mm, Color: green, Contact surface: Tin, Assembly: Soldering

Base strip - MC 1,5/13-GF-3,81 - 1827978



Header, Nominal current: 8 A, Rated voltage (III/2): 160 V, Number of positions: 13, Pitch: 3.81 mm, Color: green, Contact surface: Tin, Assembly: Soldering

Base strip - SMC 1,5/13-GF-3,81 - 1827538



Header, Nominal current: 8 A, Rated voltage (III/2): 160 V, Number of positions: 13, Pitch: 3.81 mm, Color: green, Contact surface: Tin, Assembly: Soldering



## Printed-circuit board connector - MCVR 1,5/13-STF-3,81 - 1828456

### Accessories

Base strip - EMCV 1,5/13-GF-3,81 - 1879395



Header, Nominal current: 8 A, Number of positions: 13, Pitch: 3.81 mm, Color: green, Contact surface: Tin, Assembly: Press-in

Base strip - EMC 1,5/13-GF-3,81 - 1897050



Header, Nominal current: 8 A, Rated voltage (III/2): 160 V, Number of positions: 13, Pitch: 3.81 mm, Color: green, Contact surface: Tin, Assembly: Press-in

### Drawings

Dimensioned drawing

