THIS DRAWING IS A CONFIDENTIAL DOCUMENT OF TYCO ELECTRONICS CORPORATION. IT IS SUBJECT TO CHANGE AND THE CONTROLLING ENGINEERING ORGANIZATION SHOULD BE CONTACTED FOR THE LATEST REVISION.
DIESES ZEICHNUNGSDOKUMENT WIRD DURCH AMP INCORPORATED KONTROLLIERT. ÄENDERUNGEN. SIE DER TECHNISCHEN FORTSCHRITT SIEHEN. SIND VORBEHALTEN. DEN JEWEILS LETZTGÜLTIGEN ÄENDERUNGSSTAND ERFAHREN SIE AMP ANFRAGE.

THIS DRAWING IS UNCONTROLLED UNLESS STAMPED "RELEASED FOR PRODUCTION"	RELEASED FOR PUBLICATION FREI FÜR VEROEFFENTLICHUNG	JUNE, 1999
© COPYRIGHT 1999 BY TYCO ELECTRONICS CORPORATION, ALL RIGHTS RESERVED. ALLE RECHTE VORBEHALTEN.		

MATED WITH:
PASSEND ZU: 1355290

WAS 99-52066-002
war

B3

FURTHER CODINGS
Weitere Kodierungen

CODING: D
Kodierung: D

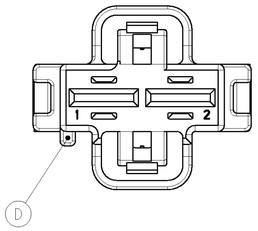

CODING: C
Kodierung: C

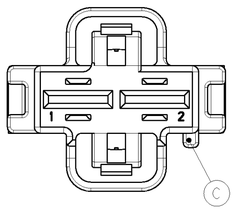

CODING: B
Kodierung: B

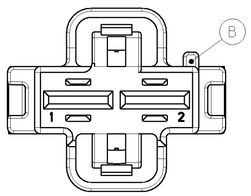

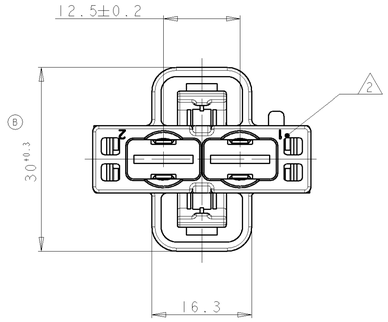

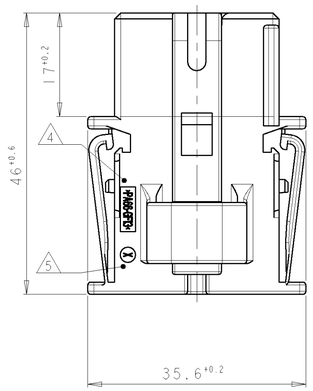

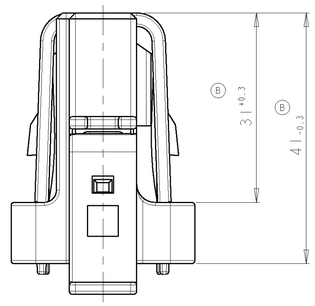

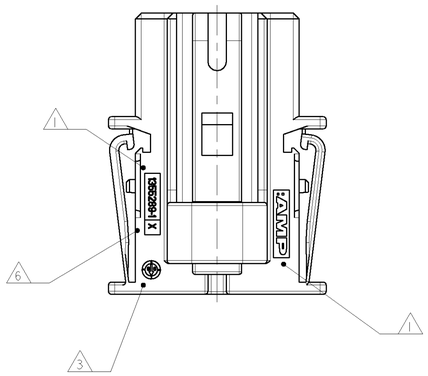

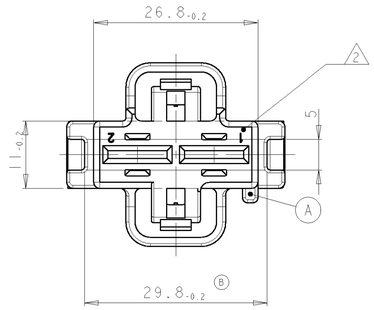

SECONDARY LOCKING DEVICE IN ...
Zweite Kontaktsicherung in ...

PRE LOCKED POSITION
(STATE OF DELIVERY)
Vorraststellung
(Lieferzustand)

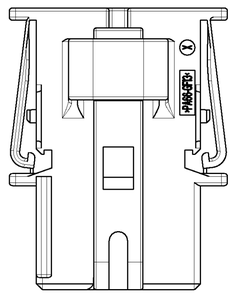

LOCKED POSITION
Endrastzustand

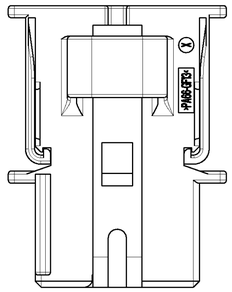

LOC	DIST
A1	-

PROJECT NR.: A99-52066

REVISIONS
ÄENDERUNGEN

P	LTR	DESCRIPTION BESCREIBUNG	DATE	DWN	APVD
	A	DRAWING DESIGNED Zeichnung erstellt	24SEP99	CE	-
	A1	3 CODINGS ADDED 3 Kodierungsvarianten hinzugefuegt	04NOV99	CE	-
	B	REDESIGNED LOCKING LATCHES Ueberarbeitung der Gehaeuse-Verrastung SEE PCN EG00-2156-99-1 siehe PCN EG00-2156-99-1	17MAR2000	FE	-
	B1	NOTE 9 CHANGED Note 9 geaendert	09OCT2000	CG	-
	B2	3 CODINGS ACTIVATED 3 Kodierungsvarianten aktiviert	12JUL2001	FE	-
	B3	DRAWING COMPLIANCE Zeichnung angepasst	24JUL2001	FE	-

NOTES
Bemerkungen

1. AMP LOGO AND AMP NUMBER
   AMP Logo und AMP Nummer
2. CAVITY NUMBERING
   Kammernummerierung
3. PRODUCTION DATE
   Produktionsdatum
4. MATERIAL MARKING ACC.TO VDA 260
   Werkstoffkennzeichnung nach
5. CAVITY MARKING
   Nestkennzeichnung
6. REVISION OF THE MOLD
   Werkzeugänderungsindex
7. BULK PACKAGING IN CORRUGATED BOX
   Schüttgut im Versandkarton
8. FITS TO AMP INTERFACE DRAWING FOR TAB CONNECTOR
   114-18326-001
   Passend zu AMP Anschluß Ausfuehrungsvorschrift
   114-18326-001
9. (B1) CAVITIES MATED WITH AMP MCP9.5 CONTACTS
   SEE PRODUCT GROUP DRAWING
   AMP NO: 1355037
   MAX. WIRESIZE: 10mm² FLK
   Kontaktkammern passend fuer AMP MCP9.5 Kontakte
   siehe Tabellenzeichnung
   AMP Nr. 1355037
   max. Drahtgroessenbereich: 10mm² FLK

AMP ORDER-NO. AMP Bestell-Nr.	QTY Stueck	MATERIAL	COLOUR Farbe	DESCRIPTION Beschreibung	REV.	ITEM
(B2) 1355289-4	1	PA66-GF13	YELLOW GREEN gelbgrün	SOCKET HOUSING, CODE D Buchsengehäuse, Kod. D	B	4
(B2) 1355289-3	1	PA66-GF13	LIGHT BLUE lichtblau	SOCKET HOUSING, CODE C Buchsengehäuse, Kod. C	B	3
(B2) 1355289-2	1	PA66-GF13	DUSTY GREY staubgrau	SOCKET HOUSING, CODE B Buchsengehäuse, Kod. B	B	2
1355289-1	1	PA66-GF13	BLACK schwarz	SOCKET HOUSING, CODE A Buchsengehäuse, Kod. A	B	1

DIMENSIONS: MASSEINHEITEN: mm
TOLERANCES UNLESS OTHERWISE SPECIFIED: ACC. TO ISO 8015 ACC. TO DIN 16901-1&2
1 PLC ±-
2 PLC ±-
3 PLC ±-
ANGLES/WINKEL ±2°
MATERIAL: SEE TABLE s. Tabelle
FINISH/OBERFLÄCHE/FARBE: SEE TABLE s. Tabelle

DWN: S. Sommer 30JUN99
CHK: C. Eberwein 30JUN99
APVD: J. HASS 28SEP99
PRODUCT SPEC PRODUKTSPEZ.: -
APPLICATION SPEC VERARBEITUNGSSPEZ.: -
WEIGHT GEWICHT: 13.3g

AMP Deutschland GmbH
D - 63225 Langen

NAME: AMP MCP9.5 SOCKET HOUSING, 2 POS
WITH SECONDARY LOCKING DEVICE
AMP MCP9.5 Buchsengehäuse, 2pol.
mit zweiter Kontaktsicherung

SIZE	CAGE CODE	DRAWING NO ZEICHNUNGS-NR.	RESTRICTED TO NUR FUER
A1	00779	C-1355289	-

CUSTOMER DRAWING /KUNDENZEICHNUNG | SCALE MASSTAB 2:1 | SHEET BLATT 1 OF VON 1 | REV B3

AMP 4805 REV 31MAR2000

Pro/ENGINEER DRAWING