THIS DRAWING IS UNPUBLISHED. RELEASED FOR PUBLICATION 2017
© COPYRIGHT 2017 BY - TE CONNECTIVITY ALL RIGHTS RESERVED.

3 SEAL TYPE	CONTACT SIZE	MIN. INSUL. OD [mm]	MAX. INSUL. OD [mm]	WIRE RANGE [mm^2] REF ONLY
NORMAL	16	.100 [2.540]	.134 [3.404]	14-18 AWG [2.0-.75]
E	16	.053 [1.346]	.120 [3.048]	14-20 AWG [2.0-.50]

REVISIONS

P	LTR	DESCRIPTION	DATE	DWN	APVD
	F	REVISED PER PCN E-17-009091	13MAY2017	CM	DM
	F1	REVISED PER PCN-25-244386	14MAY2025	JT	EC

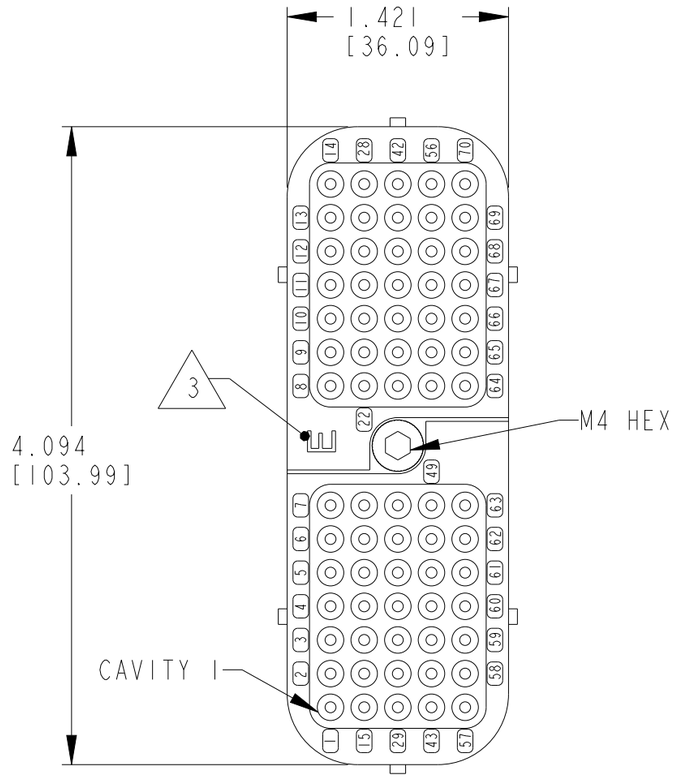

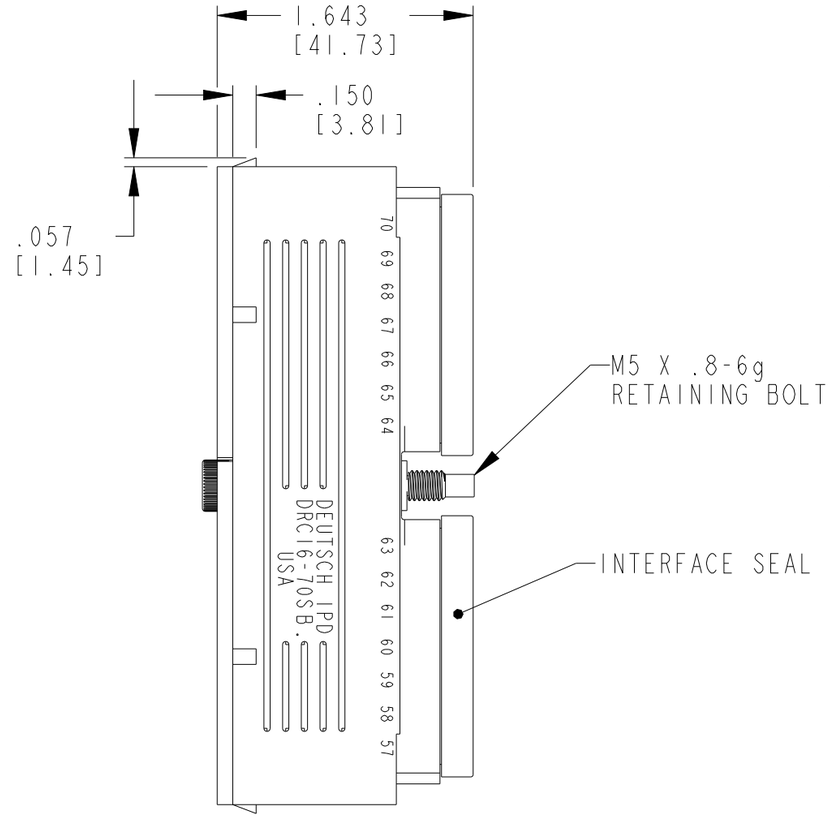

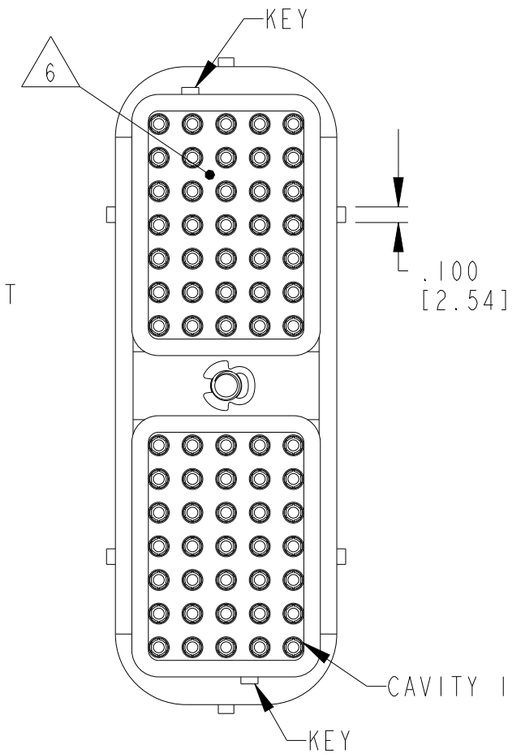

5. MATERIAL:
PLUG: PPS GF40 (BLACK)
SEAL/GROMMET: VMQ (RED-ORANGE)
BOLT/CLIP: STAINLESS STEEL.

4. MATING TORQUE REQUIREMENT: 25-28 IN-LB [2.82-3.16 Nm].

3. WHEN X = E: LETTER "E" IDENTIFIES "E" WIRE SEAL.
WHEN X = BLANK: IDENTIFIES "NORMAL" WIRE SEAL (NOT SHOWN).

2. THIS PLUG MATES WITH DRC12-70PBX-XXXX; DRC13-70PB-XXXX; DRC14-70PBX-XXXX.
(XXXX= ALL MODIFICATIONS) CONSULT FACTORY FOR MODS.

1. PLUG IS SUPPLIED WITH DUST CAP (NOT SHOWN).

NOTES:

F1

6 WEB SEAL HOLES MAY NOT BE COMPLETELY ALIGNED TO THE HOLES OF CONNECTOR BODY.

TE INTERNAL PN	DEUTSCH PN
DRC16-70SB	DRC16-70SB
DRC16-70SBE	DRC16-70SBE

THIS DRAWING IS A CONTROLLED DOCUMENT.

DIMENSIONS: INCHES [mm]

TOLERANCES UNLESS OTHERWISE SPECIFIED:
0 PLC ±
1 PLC ±
2 PLC ±
3 PLC ±.025 [0.64]
4 PLC ±
ANGLES ±0° 30′0″

MATERIAL 5

FINISH -

DWN D.MEYER 15MAR1999
CHK B.BYFORD 15APR2002
APVD R.REED 15APR2002
PRODUCT SPEC 0425-015-0000
APPLICATION SPEC 0425-015-0000
WEIGHT 154.1 g

TE Connectivity

NAME PLUG CONNECTOR DRC 70 SERIES KEY ARRANGEMENT -B-
-

SIZE A3 | CAGE CODE 4AFU8 | DRAWING NO C-DRC16-70SBX | RESTRICTED TO -

CUSTOMER DRAWING | SCALE 1:1 | SHEET 1 OF 1 | REV F1

1470-19 (3/13)