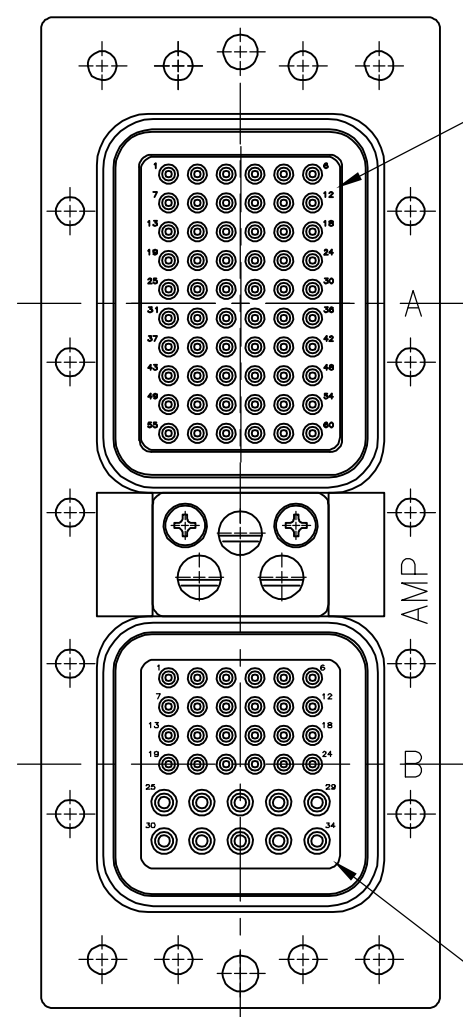


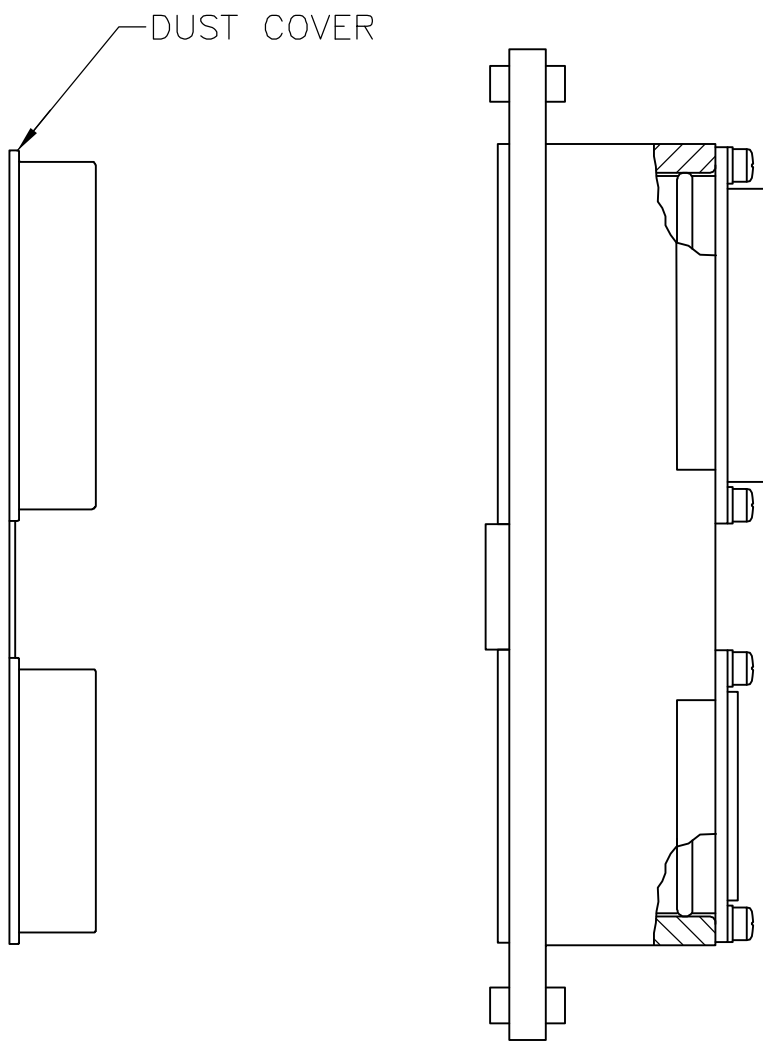
THIS DRAWING IS UNPUBLISHED. RELEASED FOR PUBLICATION  
 © COPYRIGHT BY TYCO ELECTRONICS CORPORATION. ALL RIGHTS RESERVED.

LOC	DIST	REVISIONS			
P	LTR	DESCRIPTION	DATE	DWN	APVD
DF	A0	A	RELEASED	1-9-07	CT KH

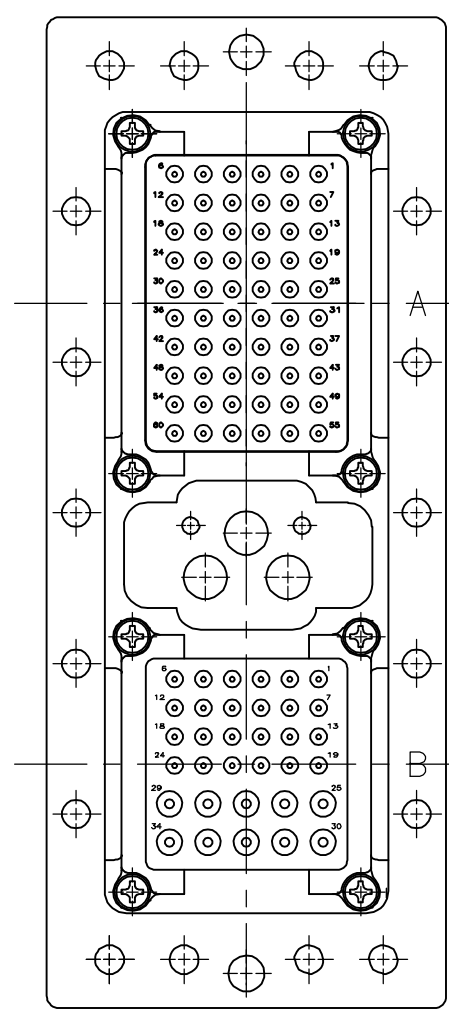


60 PIN INSERT  $\triangle 3$   
 REAR RELEASE/REMOVE  
 60-#20 PIN CONTACT; AMP P/N 208265-5

34 PIN INSERT  $\triangle 3$   
 REAR RELEASE/REMOVE  
 24-#20 PIN CONTACT; AMP P/N 208265-5  
 10-#16 PIN CONTACT; AMP P/N 213122-5



DUST COVER



1. AMP, AMP PART NUMBER AND DATE CODE MARKED IN AREA SHOWN.
2. COMPONENTS SHOWN ASSEMBLED FOR REFERENCE ONLY SHIPPED TO CUSTOMER UNASSEMBLED.

446889-2  
 PART NUMBER

THIS DRAWING IS A CONTROLLED DOCUMENT.		DWN	C.C.THOMAS	1-9-07	 Tyco Electronics Corporation Harrisburg, Pa 17105-3608
DIMENSIONS: INCHES		CHK	K.HOGAN	1-9-07	
TOLERANCES UNLESS OTHERWISE SPECIFIED:		APVD	K.HOGAN	1-9-07	
0 PLC ± - 1 PLC ± - 2 PLC ± - 3 PLC ± - 4 PLC ± - ANGLES ± - FINISH -		PRODUCT SPEC	NAME		
MATERIAL		APPLICATION SPEC		RECEPTACLE KIT, M600, SIZE 2A,	
		WEIGHT	A2 00779		RESTRICTED TO
		CUSTOMER DRAWING		SCALE 1:1	SHEET 1 OF 1
				REV A	