



Transponder Evaluation and Development Kit, 2nd Generation: TED-Kit2, Version 1

Automotive Safety & Comfort - Car Access and Immobilization
2008-04-23



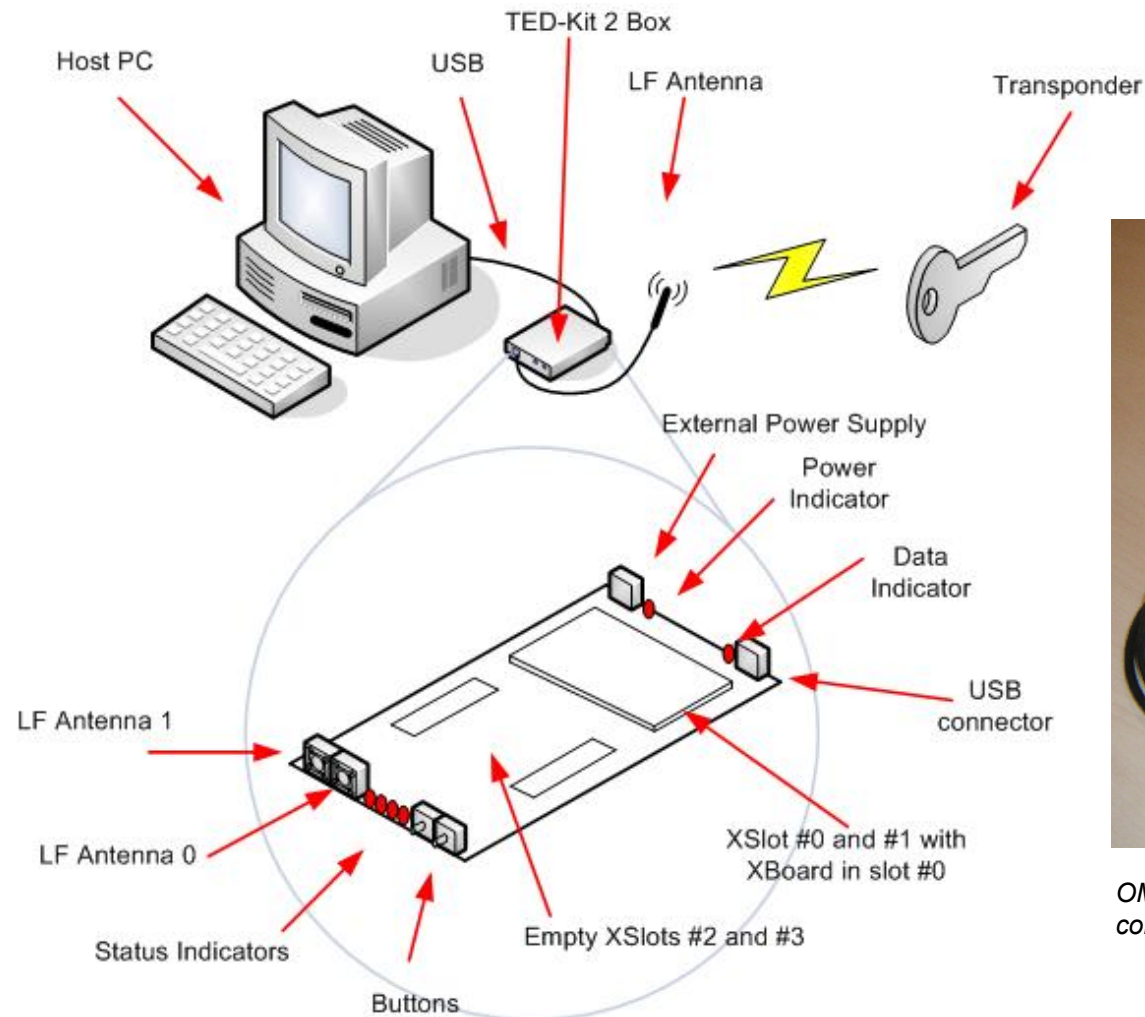
<http://www.BDTIC.com/NXP>

Business update – TED-Kit2 ready for orders

Part name	Description	NXP 12 NC	ASP, €
OM6716	TED-Kit2, Version 1 Supports ABIC, HT2, HT2ext, HT-Pro	9352 864 68599	790.-

- ▶ Tools are at stock. Lead-time is 'ship to' time. Please place order via SAP system.
- ▶ Easy upgrade of future functionality by additional stacked extension boards ("Xboards") and software update
 - Software updates available via <https://download.semiconductors.com/>
 - Update embeds GUI, API library and firmware
- ▶ Supporting information:
 - General overview
 - System overview
 - Package and CD contents
 - Solution value to customer
 - Concept: Main board hardware architecture, Xboard interface and Firmware architecture
 - Basic feature table to next generations
 - Business outlook

General overview TED-Kit2



OM6716 - TED-Kit2 comes in metal casing (easy upgrade of containing boards due to stacked Xboard concept)

TED-Kit2 package content

1. TED-Kit2 in metal housing, equipped with a PCF7991AT (ABIC1)
2. LF antenna
3. Three PCF7936AS (HITAG 2) transponders
4. Three PCF7937EA (HITAG 2 Extended) transponders
5. Three PCF7939PA (HITAG Pro) transponders
6. USB cable
7. Installation CD-ROM
 - Software installation package (setup.exe)
 - “Read Me” document (ReadMe.pdf)
 - Product profiles
 - User’s Manual (User's Manual.pdf)
8. Leaflet with quick start instructions

Basic feature table – hardware, firmware

Function	TED-Kit (end of life)	TED-Kit2 V1 (initial release)	TED-Kit2 V2 / V3	TED-Kit2 V4 (fully featured)
Host connection	RS232, external power supply	USB, host powered (optional external supply)	USB, host powered (optional external supply)	USB, host powered (optional external supply)
Extensibility	1x UHF receiver	4x standardized slots	4x standardized slots	4x standardized slots
Microcontroller	8051, 14MHz	ARM, 48MHz, JTAG IF	ARM, 48MHz , JTAG IF	ARM, 48MHz , JTAG IF
Interfaces	SPI (ABIC1), 1 analog IN, 16 digital I/O	SPI, LIN, I2C, 1 analog IN, 1 analog OUT, 16 digital I/O	SPI, LIN, I2C, 1 analog IN, 1 analog OUT, 16 digital I/O	SPI, LIN, I2C, 1 analog IN, 1 analog OUT, 16 digital I/O
Base station	ABIC	ABIC Xboard	ABIC Xboard	ABIC and ABIC2 Xboard
Antennas	1x LF, 1x RF (together w/ RF add-on board)	Per XBoard 2x LF	Per device 2x LF plus 1x RF	Per device 2x LF plus 1x RF
UHF/RF support	UAA3220	-	VIPeR / LoPSTer	LoPSTer
LF/RF protocols	Manchester (transmission with special firmware), CDP (receive only), BPLM (transmit only)	Manchester, CDP, BPLM	Manchester, CDP, BPLM	Manchester, CDP, BPLM, Analog I/O, GPIO, free waveform, plain data
Reception synchronization	Timing-based (pattern based with special firmware)	Timing-based	Timing-based, pattern based	Timing-based, pattern based

Basic feature table - GUI

Function	TED-Kit (end of life)	TED-Kit2 V1 (initial release)	TED-Kit2 V2 (next release)	TED-Kit2 V3	TED-Kit2 V4 (fully featured)
Supported NXP products	7x41A, 7936A, 7x45A, 7952A, 7953A, 7x61A, 7991	7x41A, 7x41E, 7936A, 7937E, 7939P, 7x45A, 7x45P, 7952A, 7952E, 7953A, 7953P, 7x61A, 7x61E, 7991	7x41A, 7x41E, 7936A, 7937E, 7939P, 7942A, 7943A, 7944A, 7x45A, 7x45P, 7946A, (7947A), 7952A, 7952E, 7953A, 7953P, 7x61A, 7x61E, 7991	7x41A, 7x41E, 7936A, 7937E, 7939P, 7942A, 7943A, 7944A, 7x45A, 7x45P, 7946A, 7947A, 7952A, 7952E, 7953A, 7953P, 7x61A, 7x61E, 7910, 7980, 7991	7x41A, 7x41E, 7936A, 7937E, 7939P, 7942A, 7943A, 7944A, 7x45A, 7x45P, 7946A, 7947A, 7952A, 7952E, 7953A, 7953P, 7x61A, 7x61E, 7910, 7980, 7991, 7992
State-of-the-art GUI	No, dialog based	Yes, concurrent multiple applets and devices, Hot plugging	Yes, concurrent multiple applets and devices, Hot plugging	Yes, concurrent multiple applets and devices, Hot plugging	Yes, concurrent multiple applets and devices, Hot plugging
Firmware update	Manual	Fully automated firmware management	Fully automated firmware management	Fully automated firmware management	Fully automated firmware management
Immobilizer	HT2, HT2+	HT2, HT2ext, HT-Pro	HT2, HT2ext, HT-Pro, HT2+, (HT2+EE)*	HT2, HT2ext, HT-Pro, HT2+, HT2+EE	HT2, HT2ext, HT-Pro, HT2+, HT2+EE, HT3*, PIT*
RKE evaluation	-	-	-	PCF7946 style RKE with PCF7941 / 7961	PCF7946 style RKE with PCF7941 / 7961
PKE / RKE evaluation	PCF7952/53 ref. design (separate GUI & firmware)	-	PCF7952/53 reference design	PCF7952/53 ref. design, LoPSTer 2-way key	PCF7952/53 ref. design, LoPSTer 2-way key
Support multiple devices	No	Unlimited	Unlimited	Unlimited	Unlimited
Oscilloscope	No	No	No	Yes, shows Xboard internal signals	Yes, shows Xboard internal signals

*) may be subject to change

Apr 2008 / Rev.: 0.6



COMPANY CONFIDENTIAL 6

<http://www.BDTIC.com/NXP>

Solution value to customer - TED-Kit2 tool chain

- ▶ Evaluation tool for major NXP's Car Access and Immobilizer products
 - Hitag2, Hitag2Extended, HitagPro transponder families*
 - ABIC1, ABIC2
 - LoPSTer
- ▶ Platform for reference design / demonstrator developments
 - Broad modularity and extendibility using Xslot / Xboard concept
 - Windows application supports simultaneous operation of unlimited number of TED-Kit2 boards
 - Easy integration into customer and reference designs
 - Fully documented including firmware source code and application examples
- ▶ Programming device in customer's production lines
 - USB 2.0 interface allows paralleled mass programming
 - Windows 32-bit application programming interface library (API DLL) including examples
 - Easy integration into automation tools like LabVIEW

*) excluding PIT/SECT

Apr 2008 / Rev.: 0.6



COMPANY CONFIDENTIAL 7

<http://www.BDTIC.com/NXP>

Business Outlook

- ▶ Ordering / Pricing TED-Kit2 V1
 - Supports ABIC and Transponder protocols for HT2, HT2ext, HT-Pro
 - Ordering code, 12NC 9352 864 68599
 - Sales price per unit 790 €

- ▶ Next versions planned (upgrades by additional Xboards and new firmware)
 - TED-Kit2 V2 Q4'08
 - LoPSTer reference design Q2'09*
 - ABIC2 reference design 2009*

*) time and function may subject to change

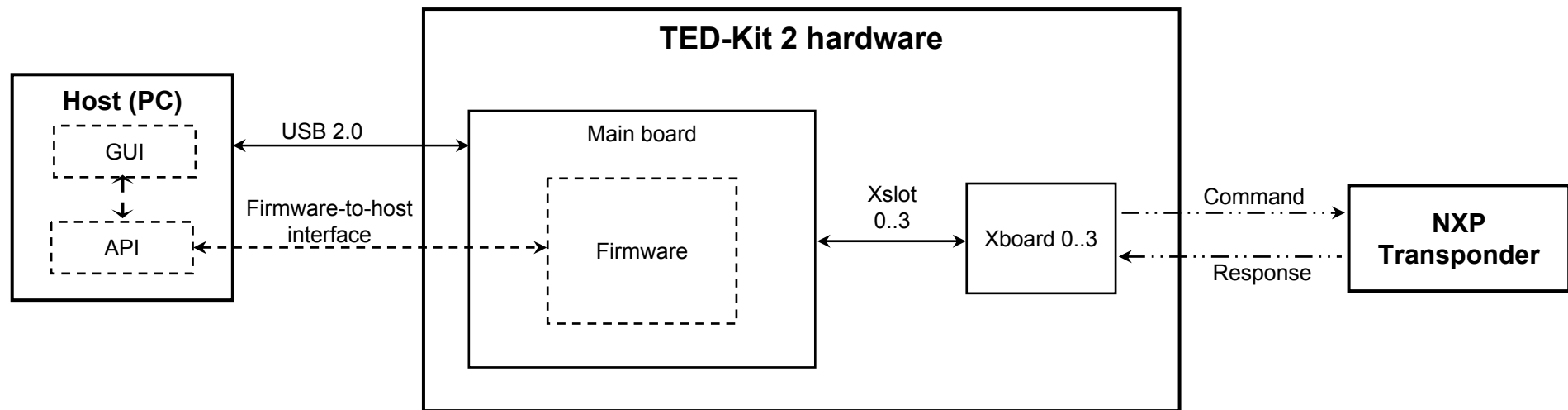
Apr 2008 / Rev.: 0.6



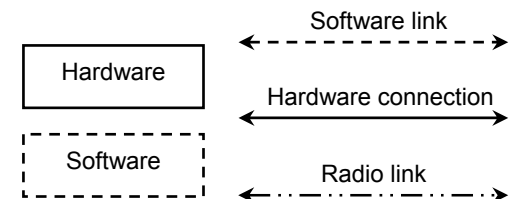
COMPANY CONFIDENTIAL 8

<http://www.BDTIC.com/NXP>

More information: System Overview TED-Kit2



Legend



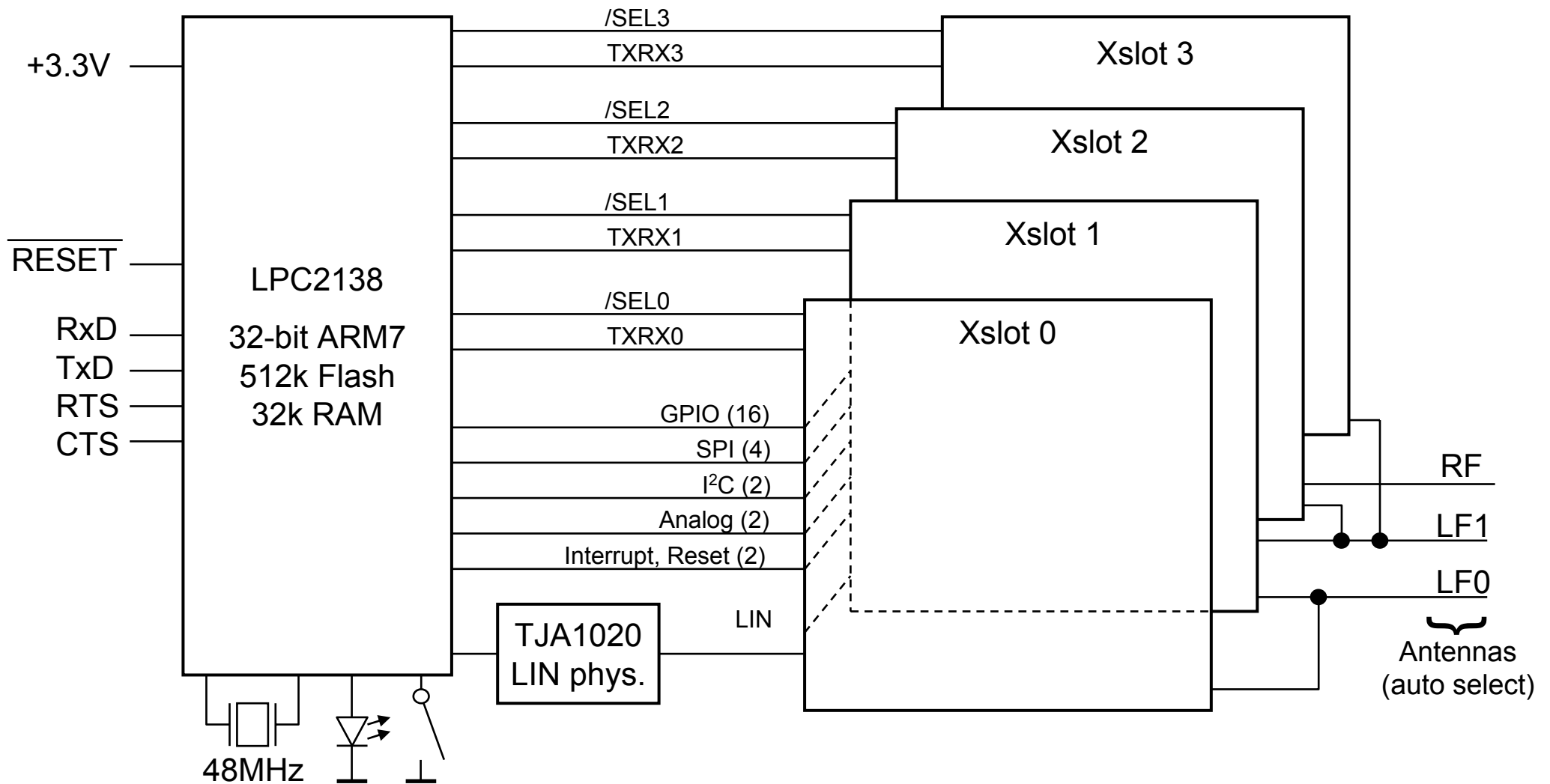
Apr 2008 / Rev.: 0.6



COMPANY CONFIDENTIAL 9

<http://www.BDTIC.com/NXP>

Concept: Main board hardware architecture (1)



Apr 2008 / Rev.: 0.6



COMPANY CONFIDENTIAL 10

<http://www.BDTIC.com/NXP>

Concept: Xboard interface (2)

- ▶ Multiple power supplies
 - 3.3V, 100mA (*)
 - 5V, 150mA (*)
 - 7V ~ 27V, 250mA (*)
- ▶ Automatic type detection
 - Via resistive divider at /SELx line
 - 31 distinguishable types
 - Empty slot detection
- ▶ Single-line “TXRX” interface
 - Available per Xslot
 - Connected to powerful μ C capture/compare timer unit
 - Accurate, high resolution encoding and decoding of serial data streams
- ▶ Standard interfaces
 - Physical LIN
 - GPIO, SPI (hardware), I²C (hardware), Analog via ADC / DAC of μ C
 - Interrupt, reset
 - 3.3V logic signals except LIN
 - Connected to all Xslots in parallel, must only be driven/interpreted while Xslot is selected (/SELx = ‘low’)

(*) Total supply current shall not exceed 270mA to avoid excess USB supply current that may result in port shutdown by PC operating system.
Connect an external supply for higher loads and/or supply voltages.

Apr 2008 / Rev.: 0.6



COMPANY CONFIDENTIAL 11

<http://www.BDTIC.com/NXP>

Concept: Firmware architecture (3)

- ▶ High degree of portability
 - No assembler code
 - MISRA-2005 certified
 - Hardware abstraction layer to be adapted to target hardware
 - Functional layer pure ANSI-C, standardized data types
 - Open source, self-contained example projects
 - Single configuration file controls all project parameters
- ▶ Modularized
 - Xboard control separated from communication (TXRX line control)
 - Plugin concept simplifies adding new features (Xboard types, communication protocols)
 - Inclusion / exclusion of plugins at compile time
- ▶ Enhanced debug ability
 - Release / debug modes (compile time)
 - ASSERT(): runtime condition testing, failure reason displayed on host PC
 - TRACE(): displays debugging information on host PC during normal operation

Mouser Electronics

Authorized Distributor

Click to View Pricing, Inventory, Delivery & Lifecycle Information:

NXP:

[OM6716,599](#) [OM6716/434](#)