




(2.00 mm) .0787"



TMM-112-01-F-S-SM

TMM SERIES

# LOW-PROFILE SMT HEADER

## SPECIFICATIONS

For complete specifications and recommended PCB layouts see [www.samtec.com/TMM](http://www.samtec.com/TMM)

### Insulator Material:

Black Liquid Crystal Polymer

### Terminal Material:

Phosphor Bronze

### Plating:

Sn or Au over  
50 μm (1.27 μm) Ni

### Current Rating:

3.2 A per pin  
(2 pins powered)

### Operating Temp Range:

-55 °C to +105 °C with Tin;  
-55 °C to +125 °C with Gold

### Voltage Rating:

281 VAC mated with SQW;  
250 VAC mated with SQT

### RoHS Compliant:

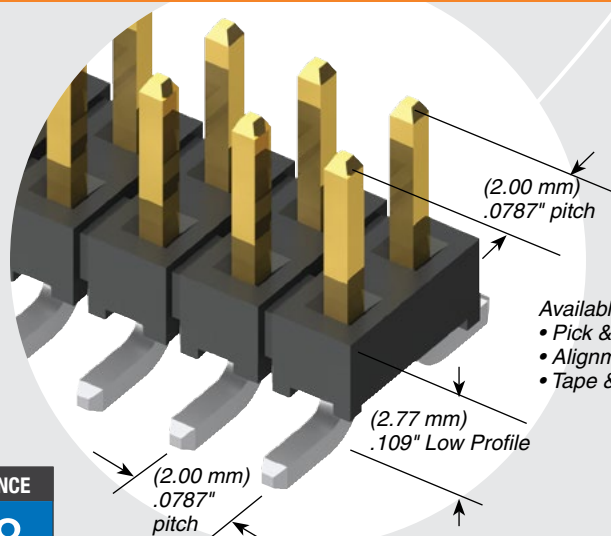
Yes

### Board Mates:

CLT, SQT, SQW, ESQT,  
TLE, SMM, MMS

### Cable Mates:

TCSD



Available with optional  
• Pick & place pads  
• Alignment pins  
• Tape & reel packaging

## PROCESSING

### Lead-Free Solderable:

Yes

### SMT Lead Coplanarity:

(0.15 mm) .006" max\*  
\*(.004" stencil solution may be available; contact IPG@samtec.com)

## RECOGNITIONS

For complete scope of recognitions see [www.samtec.com/quality](http://www.samtec.com/quality)



FILE NO. E111594

## ALSO AVAILABLE (MOQ Required)

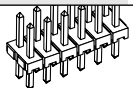
- Other platings

### Note:

Some sizes, styles and options are non-standard, non-returnable.

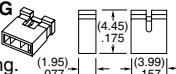
## Other Solutions

### Through-hole



### 2 mm Shunt

Specify  
2SN-BK-G  
for 2 mm  
shunt with  
Gold plating.



## HIGH-SPEED CHANNEL PERFORMANCE

Rating based on Samtec reference channel. For full SI performance data visit [Samtec.com](http://Samtec.com) or contact [SIG@samtec.com](mailto:SIG@samtec.com)

8 Gbps

TMM	1	NO. PINS PER ROW	LEAD STYLE	PLATING OPTION	ROW OPTION	SM	OTHER OPTION
-----	---	------------------	------------	----------------	------------	----	--------------

02 thru 40

Specify  
LEAD  
STYLE  
from  
chart  
below.

—F  
= Gold flash on post,  
Matte Tin on tail

—L  
= 10 μm (0.25 μm)  
Gold on post,  
Matte Tin on tail

—S  
= 30 μm (0.76 μm)  
Gold on post,  
Matte Tin on tail

—T  
= Matte Tin

—S  
= Single  
Row  
—D  
= Double  
Row

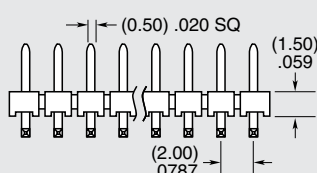
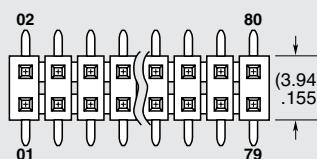
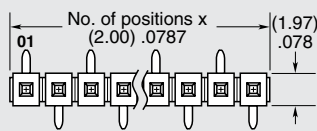
—A  
= Alignment Pin  
(Metal or plastic at  
Samtec's discretion)  
(5 positions minimum)  
(—D only)

—“XXX”  
= Polarized Position  
(Specify position of  
omitted pin)

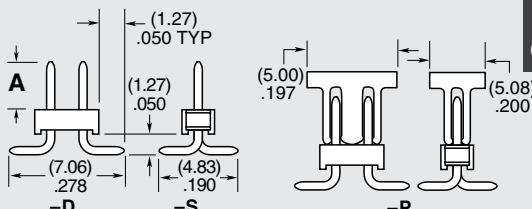
—P  
= Pick & Place Pad  
(3 positions minimum)

—TR  
= Tape & Reel  
(3 thru 36 positions only)

—FR  
= Full Reel Tape & Reel  
(must order maximum  
quantity per reel;  
contact Samtec for  
quantity breaks)  
(3 thru 36 positions only)



LEAD STYLE	A	MATES WITH
—01	(3.20) .126	SQT, SQW, ESQT, TLE, SMM, MMS, TCSD
—04	(1.91) .075	CLT
—05	(1.65) .065	CLT
—06	(4.27) .168	CLT-BE



Due to technical progress, all designs, specifications and components are subject to change without notice.

[WWW.SAMTEC.COM](http://WWW.SAMTEC.COM)

All parts within this catalog are built to Samtec's specifications.

Customer specific requirements must be approved by Samtec and identified in a Samtec customer-specific drawing to apply.